WASHINGTON METROPOLITAN AREA TRANSIT AUTHORITY

GENERAL PLANS

PROPOSED HEAVY REPAIR & OVERHAUL FACILITY

PRINCE GEORGE'S COUNTY, MARYLAND
DECEMBER 2018

SHEET	TITLE
1	INDEX OF DRAWINGS
2	ARCHITECTURE – SITE PLAN
3	LANDSCAPE – SITE PLAN
4	LIGHTING PLAN – SITE PLAN
5	TRAFFIC CIRCULATION – SITE PLAN
6	OVERALL FIRST FLOOR PLAN – CTEM/TRST BUILDING
7	OVERALL SECOND/MEZZANINE FLOOR PLAN – CTEM/TRST BUILDING
8	BUILDING ELEVATIONS – 1 – CTRM/TRST BUILDING
9	BUILDING ELEVATIONS – 2 – CTRM/TRST BUILDING ELEVATIONS
10	BUILDING SECTIONS – 1 – CTRM/TRST BUILDING
11	BUILDING SECTIONS – 2 – CTRM/TRST BUILDING ELEVATIONS
12	GROUND LEVEL PLAN – CTEM/TRST AND HR&O PARKING GARAGE
13	SECOND LEVEL PLAN – CTEM/TRST AND HR&O PARKING GARAGE
14	THIRD LEVEL PLAN – CTEM/TRST AND HR&O PARKING GARAGE
15	FOURTH LEVEL PLAN – CTEM/TRST AND HR&O PARKING GARAGE
16	ELEVATIONS – CTEM/TRST AND HR&O PARKING GARAGE
17	HEAVY REPAIR & OVERHAUL FACILITY OVERALL ARCHITECTURE FIRST LEVEL PLAN
18	HEAVY REPAIR & OVERHAUL FACILITY OVERALL ARCHITECTURE SECOND LEVEL PLAN
19	HEAVY REPAIR & OVERHAUL FACILITY OVERALL ARCHITECTURE ROOF LEVEL PLAN
20	HEAVY REPAIR & OVERHAUL FACILITY ARCHITECTURE - ELEVATIONS
21	HEAVY REPAIR & OVERHAUL FACILITY ARCHITECTURE ELEVATIONS
22	HEAVY REPAIR & OVERHAUL FACILITY ARCHITECTURE ELEVATIONS
23	HEAVY REPAIR & OVERHAUL FACILITY ARCHITECTURE – CROSS SECTIONS
24	HEAVY REPAIR & OVERHAUL FACILITY ARCHITECTURE LONG SECTIONS

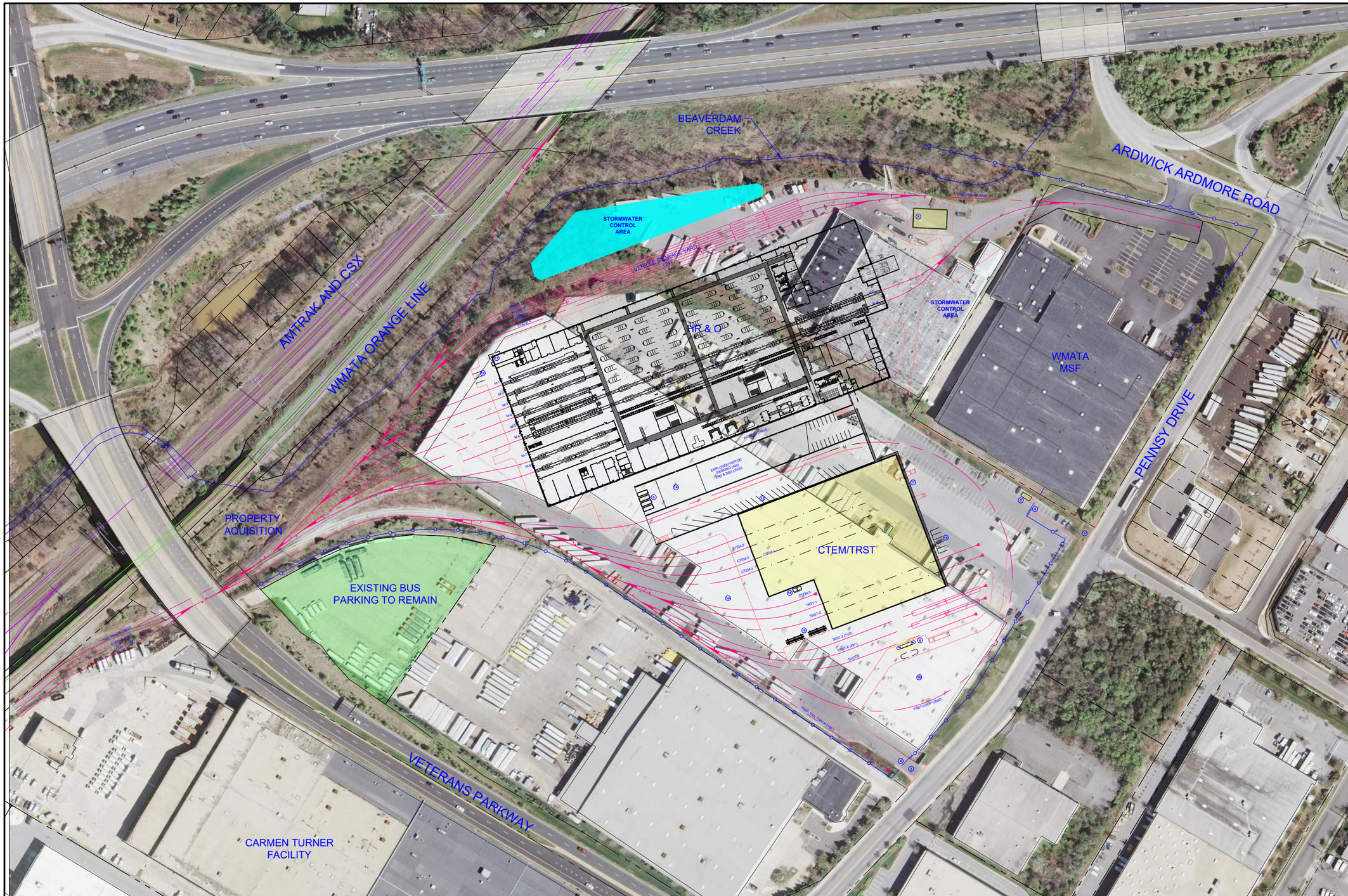

NUMBERED NOTES

1. MAIN FACILITY ENTRANCE EXIT
2. EMERGENCY ENTRANCE EXIT
3. GUARDHOUSE WMATA STANDARD
4. ROLLING ACCESS GATE
5. TRACTION POWER SUBSTATION
6. RAIL VEHICLE DIESEL FUEL ISLAND
7. UNDERGROUND STORAGE TANK DIESEL
8. DUMPSTER ARES METAL TRASH REC CLING
9. BALLAST AREA- OPEN
10. TRACK STORAGE AREA- OPEN
11. CONTROL TOWER - 2ND STOR IN HR O BUILDING
12. CONTROL TOWER EMPLO EE PARKING
13. CTEM NON-REVENUE VEHICLE PARKING
14. TRST NON-REVENUE VEHICLE PARKING
15. HA ARDOUS MATERIALS AND GAS STORAGE
16. HR O WHEEL BLANK STORAGE AREA
17. PEDESTRIAN CIRCULATION PATH

0 50' 100' 200'

1" = 100'-0"

CONTRACT NO. / XXXXXXX

DESIGNED	ASI	9-21-2018 DATE
DRAWN	AH	9-21-2018 DATE
CHECKED	MNG	9-21-2018 DATE
APPROVED	ASI	9-21-2018 DATE

REFERENCE DRAWINGS

NUMBER	DESCRIPTION

REVISIONS

DATE	BY	DESCRIPTION

WSP USA I
TWO GATEWAY CENTER
SUITE 1000
NEWARK, NEW JERSEY 07102

WASHINGTON METROPOLITAN AREA TRANSIT AUTHORITY

DEPARTMENT OF TRANSIT INFRASTRUCTURE AND ENGINEERING SERVICES
OFFICE OF MAJOR CAPITAL PROJECTS

SUBMITTED 9/21/2018 DATE

APPROVED CHIEF ENGINEER DATE

HEAVY REPAIR & OVERHAUL FACILITY

ARCHITECTURE - SITE PLAN
PENNSY DRIVE

SCALE	DRAWING NO.	SHEET NO.
1" = 100'-0"	G-002	2 of 24

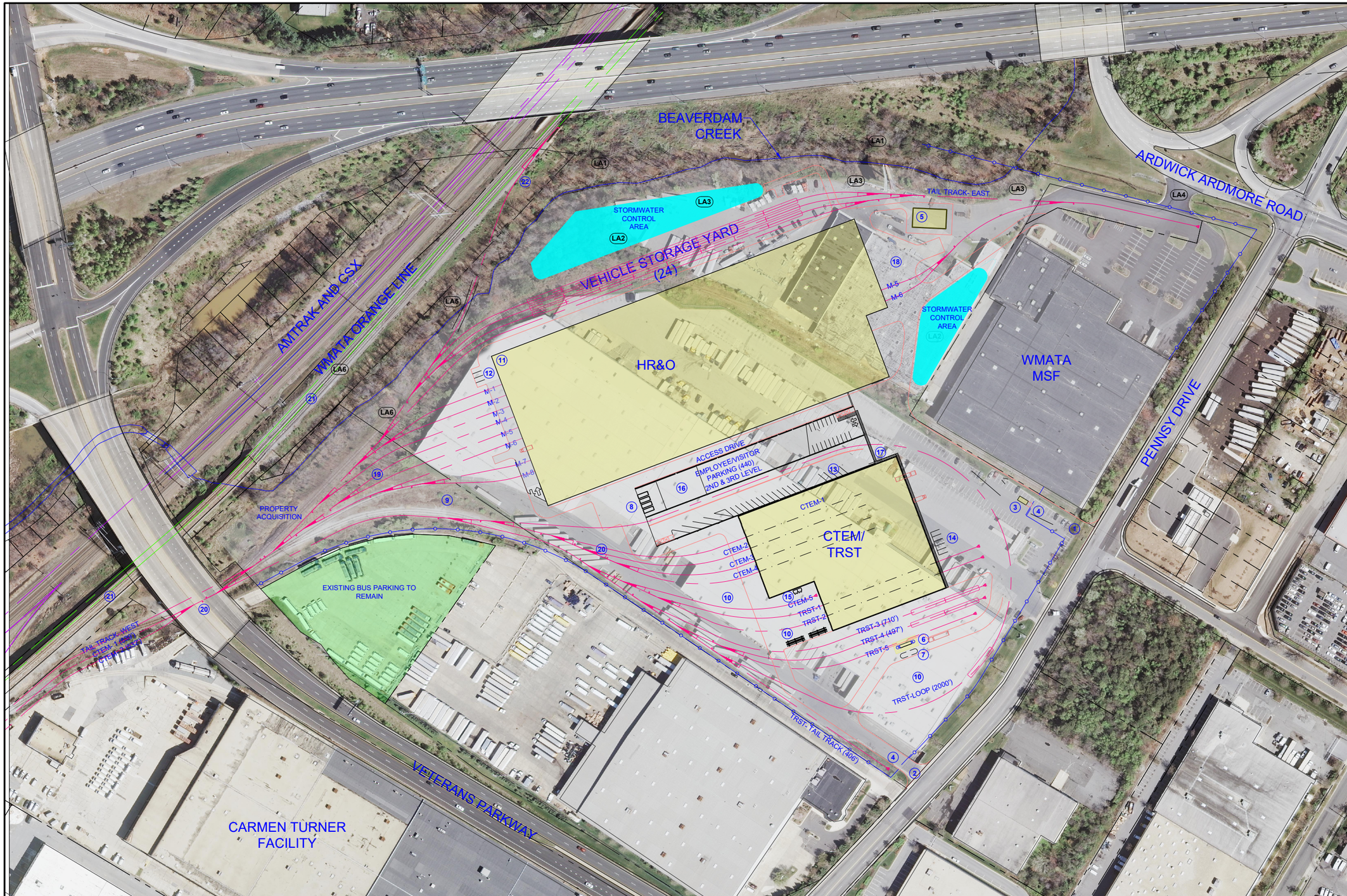

LANDSCAPE NUMBERED NOTES

- (LA1) WETLANDS AREA TO REMAIN
- (LA2) STORMWATER CONTROL AREA
- (LA3) REDUCTION OF PAVING AREA ADJACENT TO THE CREEK
- (LA4) REMOVED ARDWICK ARDMORE STREET ACCESS- NEW GRASS
- (LA5) MINIMAL IMPACT AT MAINLINE CONNECTION
- (LA6) EXISTING TRACK

0 50' 100' 200'

1" = 100'-0"

CONTRACT NO. XXXXXXX

DESIGNED	10/12/18	DATE
DRAWN	10/12/18	DATE
CHECKED	10/12/18	DATE
APPROVED	10/12/18	DATE

REFERENCE DRAWINGS

NUMBER	DESCRIPTION

REVISIONS

DATE	BY	DESCRIPTION

WASHINGTON METROPOLITAN AREA TRANSIT AUTHORITY

DEPARTMENT OF TRANSIT INFRASTRUCTURE AND ENGINEERING SERVICES
OFFICE OF MAJOR CAPITAL PROJECTS

SUBMITTED _____ DATE

APPROVED _____ CHIEF ENGINEER DATE

PENNSY DRIVE RAIL MAINTENANCE FACILITY

LANDSCAPE - SITE PLAN
PENNSY DRIVE

SCALE	DRAWING NO.	SHEET NO.
1" = 100'-0"	G-005	3 of 24

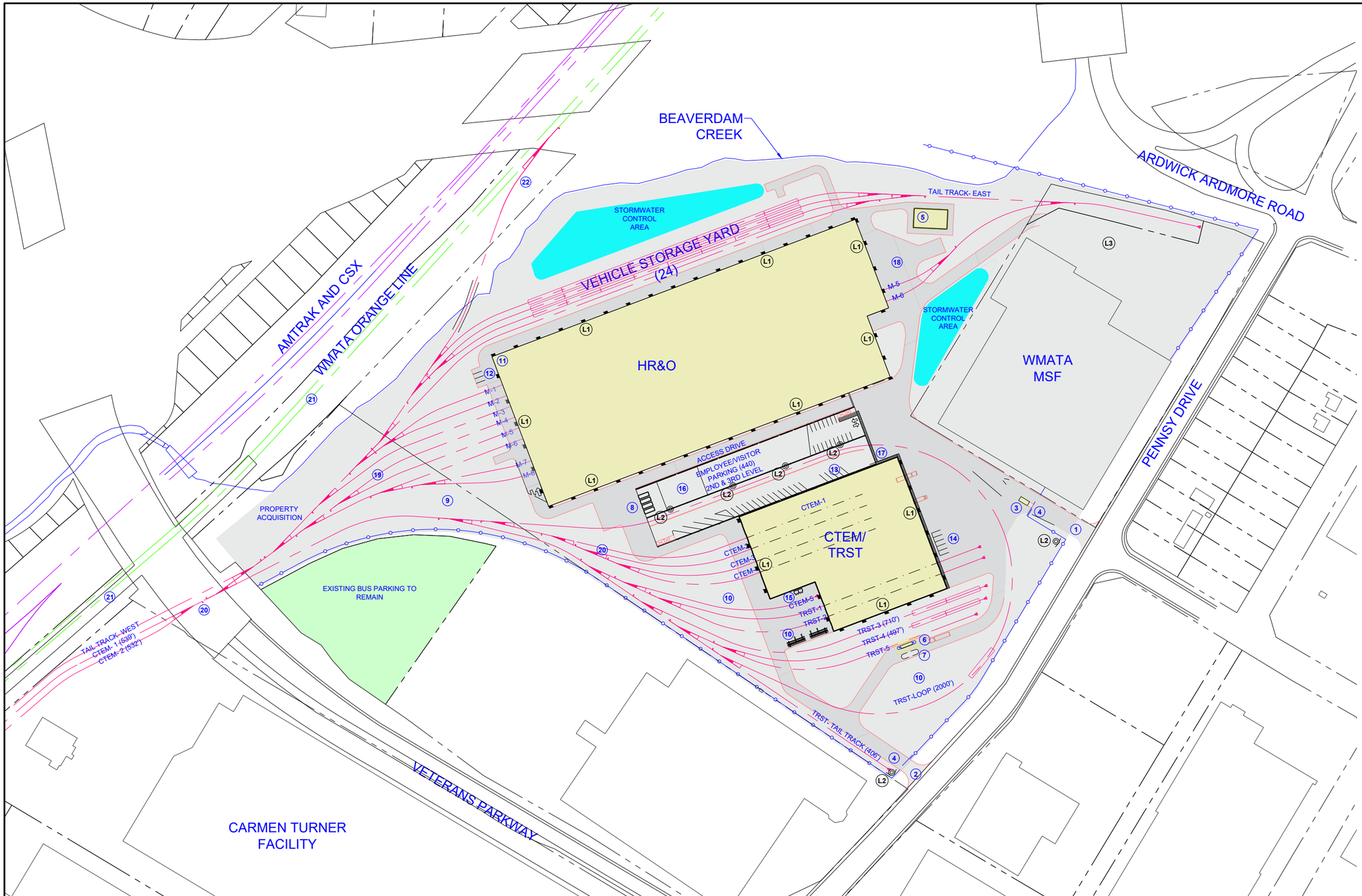

LIGHTING NUMBERED NOTES

- (L1) LED BUILDING MOUNTED WALL PAKS
- (L2) LED POLE MOUNTED LIGHTS W/ DIRECTIONAL LIGHT SHIELD
- (L3) EXISTING LIGHTING TO REMAIN

CONTRACT NO. XXXXXXX

DESIGNED	10/12/18	DATE
DRAWN	10/12/18	DATE
CHECKED	10/12/18	DATE
APPROVED	10/12/18	DATE

REFERENCE DRAWINGS

NUMBER	DESCRIPTION

REVISIONS

DATE	BY	DESCRIPTION

WASHINGTON METROPOLITAN AREA TRANSIT AUTHORITY

DEPARTMENT OF TRANSIT INFRASTRUCTURE AND ENGINEERING SERVICES
OFFICE OF MAJOR CAPITAL PROJECTS

SUBMITTED _____ DATE

APPROVED CHIEF ENGINEER _____ DATE

PENNSY DRIVE RAIL MAINTENANCE FACILITY

LIGHTING PLAN - SITE PLAN
PENNSY DRIVE

SCALE	DRAWING NO.	SHEET NO.
1" = 100'-0"	G-006	4 of 24

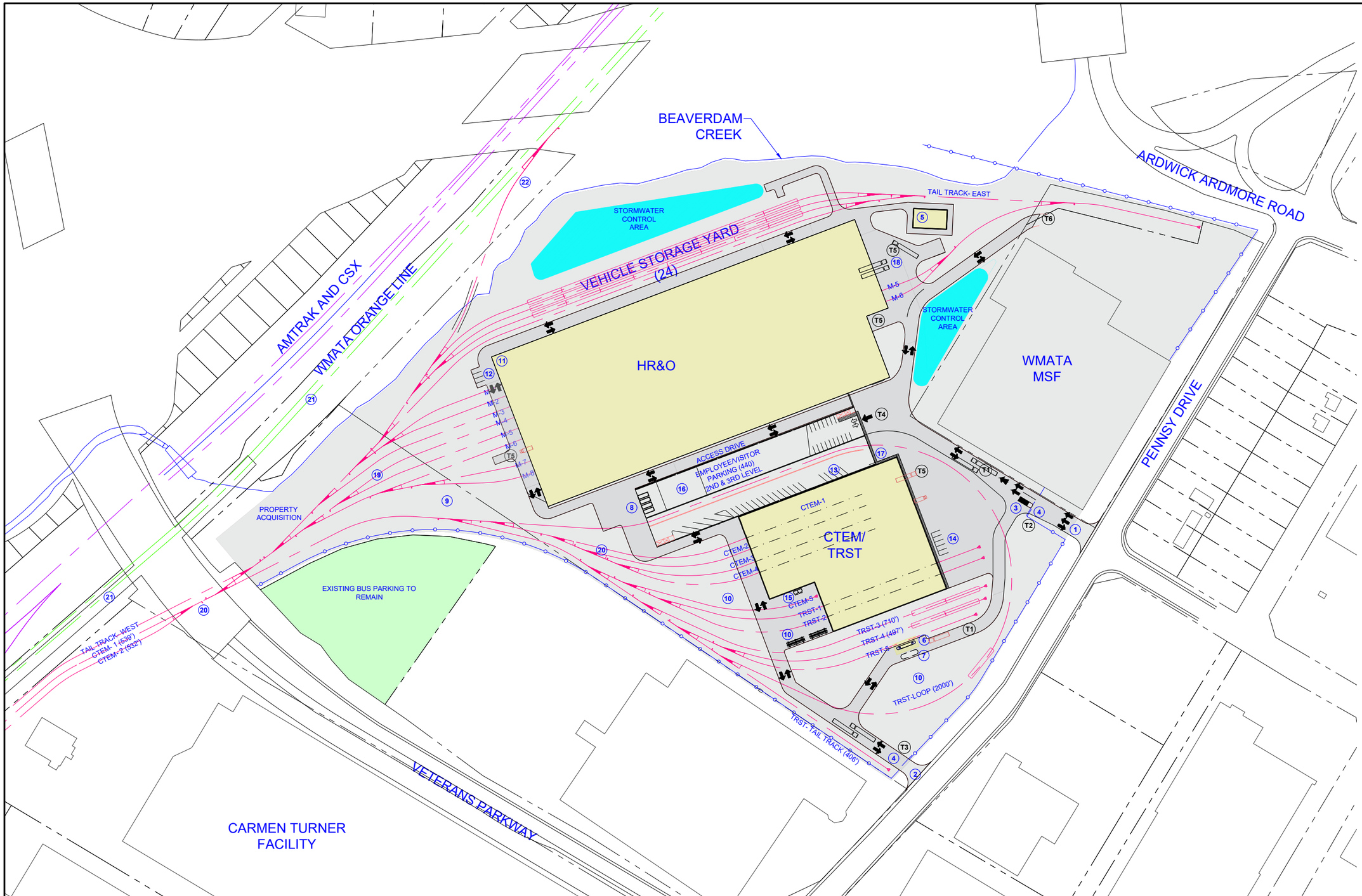

TRAFFIC NUMBERED NOTES

- (T1) ALL TRAFFIC LANES ARE BI-DIRECTIONAL AND MINIMUM 24' WIDE
- (T2) MAIN SITE ACCESS
- (T3) EMERGENCY SITE ACCESS
- (T4) PARKING DECK ACCESS
- (T5) LOADING DOCK
- (T6) CONNECTION TO THE EXISTING PARKING AREA

CONTRACT NO. XXXXXXX

DESIGNED	10/12/18	DATE
DRAWN	10/12/18	DATE
CHECKED	10/12/18	DATE
APPROVED	10/12/18	DATE

REFERENCE DRAWINGS

NUMBER	DESCRIPTION

REVISIONS

DATE	BY	DESCRIPTION

WASHINGTON METROPOLITAN AREA TRANSIT AUTHORITY

DEPARTMENT OF TRANSIT INFRASTRUCTURE AND ENGINEERING SERVICES
OFFICE OF MAJOR CAPITAL PROJECTS

SUBMITTED _____ DATE

APPROVED CHIEF ENGINEER _____ DATE

PENNSY DRIVE RAIL MAINTENANCE FACILITY

TRAFFIC CIRCULATION - SITE PLAN
PENNSY DRIVE

SCALE	DRAWING NO.	SHEET NO.
1" = 100'-0"	G-007	5 of 24

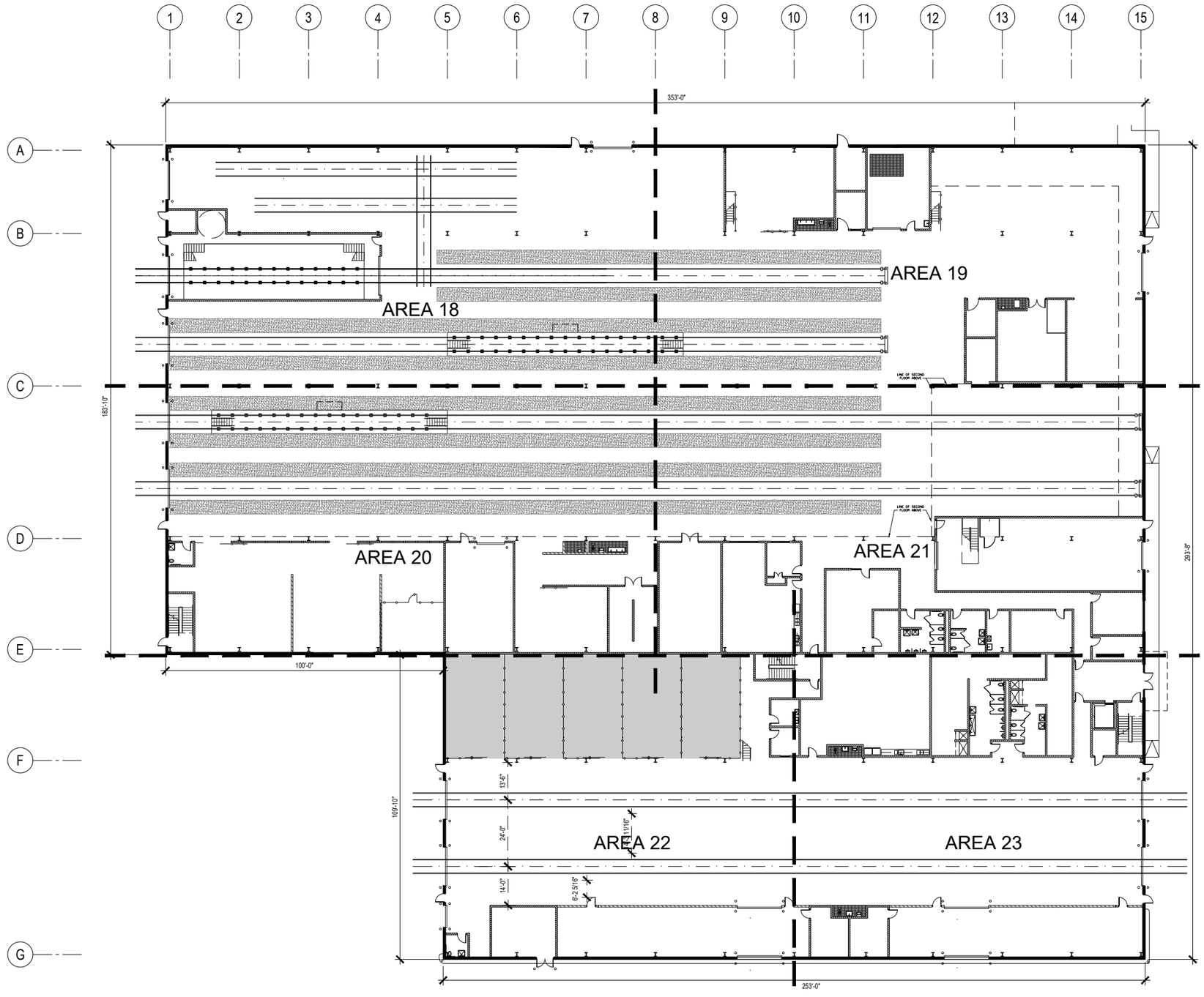

AREA 18	AREA 19
AREA 20	AREA 21
AREA 22	AREA 23

KEY PLAN

0 10' 20' 40'

1"=20'-0"

CONTRACT NO.
XXXXXXX

DESIGNED	ASI	10/12/18 DATE
DRAWN	RR	10/12/18 DATE
CHECKED	MNG	10/12/18 DATE
APPROVED	ASI	10/12/18 DATE

REFERENCE DRAWINGS

NUMBER	DESCRIPTION

REVISIONS

DATE	BY	DESCRIPTION

WASHINGTON METROPOLITAN TRANSIT AUTHORITY

DEPARTMENT OF TRANSIT INFRASTRUCTURE AND ENGINEERING SERVICES
OFFICE OF MAJOR CAPITAL PROJECTS

SUBMITTED DATE

APPROVED CHIEF ENGINEER DATE

PENNSY DRIVE RAIL MAINTENANCE FACILITY
OVERALL FIRST FLOOR PLAN –
CTEM/TRST BUILDING

SCALE	DRAWING NO.	SHEET NO.
1" = 20'-0"	CT-A-100	6 of 24

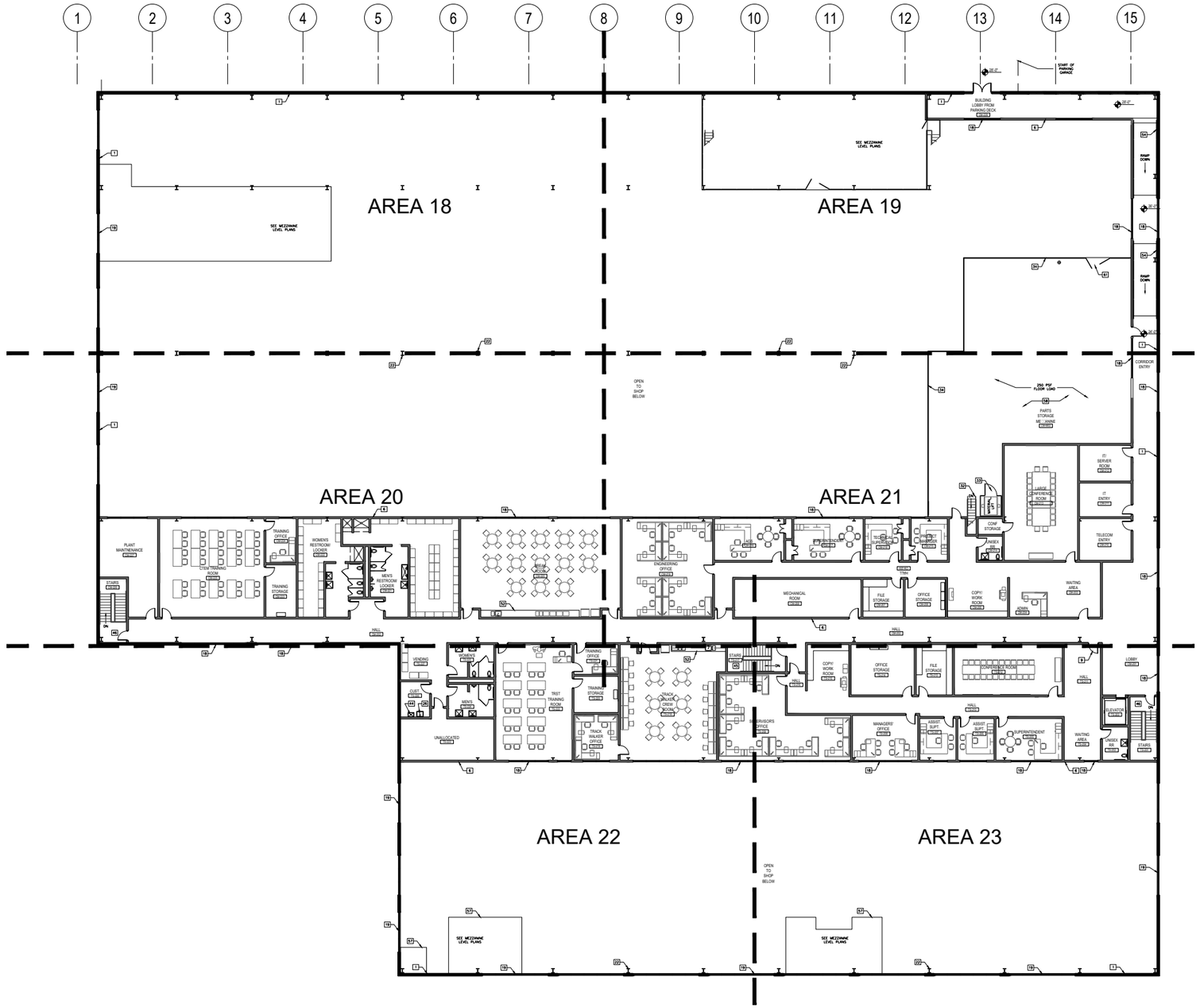

AREA 18	AREA 19
AREA 20	AREA 21
AREA 22	AREA 23

KEY PLAN

0 10' 20' 40'

1"=20'-0"

CONTRACT NO. XXXXXXX

DESIGNED	ASI	10/12/18 DATE
DRAWN	RR	10/12/18 DATE
CHECKED	MNG	10/12/18 DATE
APPROVED	ASI	10/12/18 DATE

REFERENCE DRAWINGS

NUMBER	DESCRIPTION

REVISIONS

DATE	BY	DESCRIPTION

WASHINGTON METROPOLITAN TRANSIT AUTHORITY

DEPARTMENT OF TRANSIT INFRASTRUCTURE AND ENGINEERING SERVICES
OFFICE OF MAJOR CAPITAL PROJECTS

SUBMITTED _____ DATE

APPROVED _____ CHIEF ENGINEER DATE

PENNSY DRIVE RAIL MAINTENANCE FACILITY
OVERALL FIRST FLOOR PLAN –
CTEM/TRST BUILDING

SCALE	DRAWING NO.	SHEET NO.
1" = 20'-0"	CT-A-150	7 of 24

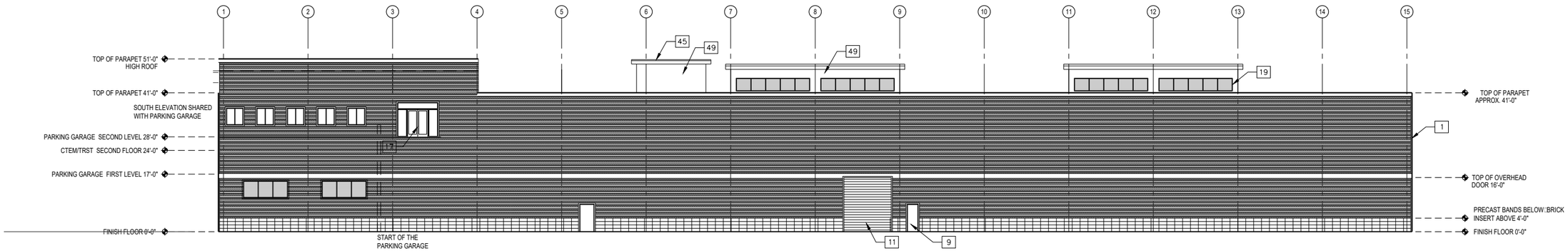

SOUTH ELEVATION

SCALE: 1/16" = 1'-0"

1

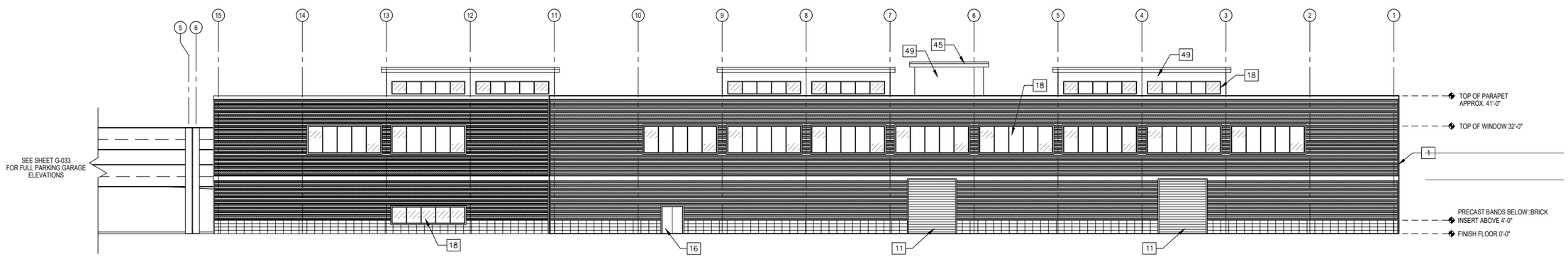

NORTH ELEVATION

SCALE: 1/16" = 1'-0"

2

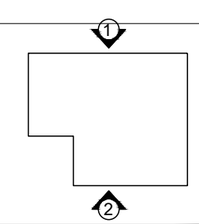

KEY PLAN

0 4' 8' 16' 32'

1/16"=1'-0"

CONTRACT NO. XXXXXXX

DESIGNED	ASI	10/12/18 DATE
DRAWN	RR	10/12/18 DATE
CHECKED	MNG	10/12/18 DATE
APPROVED	ASI	10/12/18 DATE

REFERENCE DRAWINGS

NUMBER	DESCRIPTION

REVISIONS

DATE	BY	DESCRIPTION

WASHINGTON METROPOLITAN TRANSIT AUTHORITY

DEPARTMENT OF TRANSIT INFRASTRUCTURE AND ENGINEERING SERVICES
OFFICE OF MAJOR CAPITAL PROJECTS

SUBMITTED DATE

APPROVED CHIEF ENGINEER DATE

PENNSY DRIVE RAIL MAINTENANCE FACILITY
BUILDING ELEVATIONS – 1 –
CTRM/TRST BUILDING

SCALE	DRAWING NO.	SHEET NO.
1/16" = 1'-0"	A-201	8 of 24

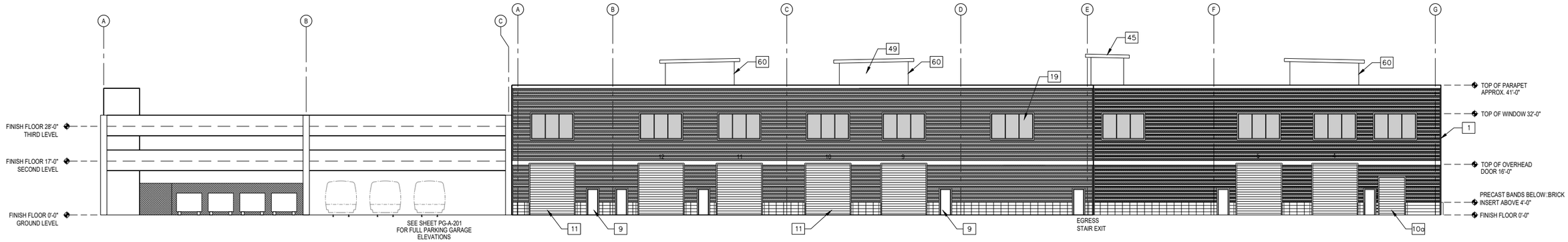

EAST ELEVATION

SCALE: 1/16" = 1'-0"

1

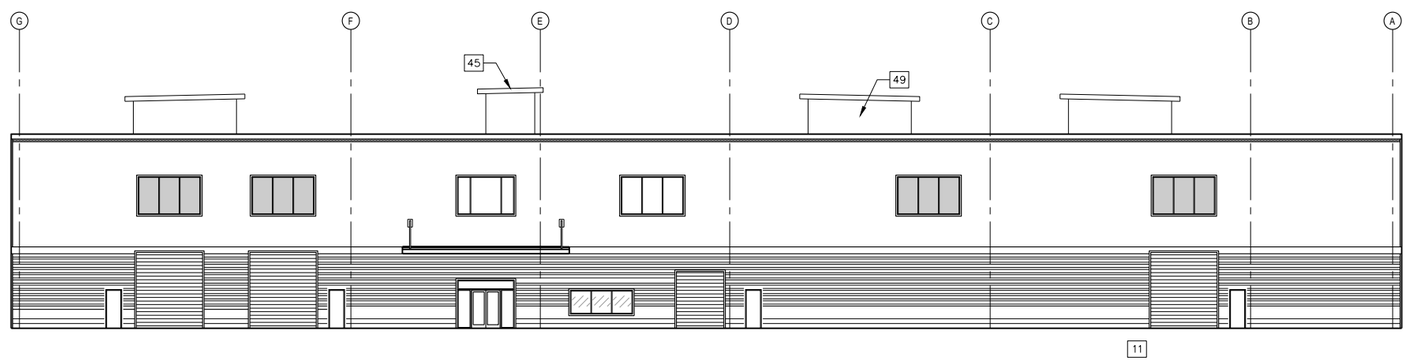

WEST ELEVATION

SCALE: 1/16" = 1'-0"

2

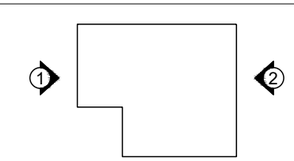

KEY PLAN

0 4' 8' 16' 32'

1/16"=1'-0"

CONTRACT NO.
XXXXXXX

DESIGNED	ASI	10/12/18 DATE
DRAWN	RR	10/12/18 DATE
CHECKED	MNG	10/12/18 DATE
APPROVED	ASI	10/12/18 DATE

REFERENCE DRAWINGS

NUMBER	DESCRIPTION

REVISIONS

DATE	BY	DESCRIPTION

WASHINGTON METROPOLITAN TRANSIT AUTHORITY

DEPARTMENT OF TRANSIT INFRASTRUCTURE AND ENGINEERING SERVICES
OFFICE OF MAJOR CAPITAL PROJECTS

SUBMITTED DATE

APPROVED CHIEF ENGINEER DATE

PENNSY DRIVE RAIL MAINTENANCE FACILITY
BUILDING ELEVATIONS – 2 –
CTRM/TRST BUILDING ELEVATIONS

SCALE	DRAWING NO.	SHEET NO.
1/16" = 1'-0"	A-202	9 of 24

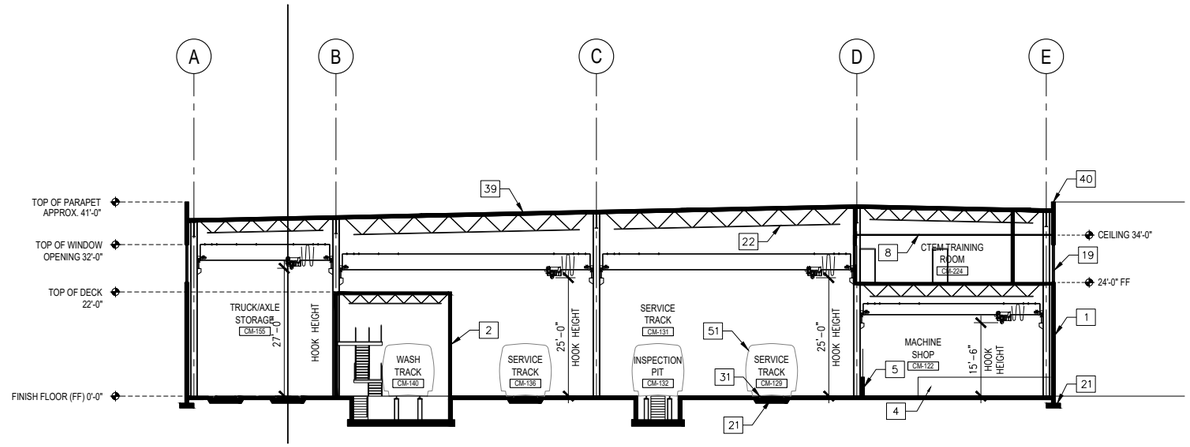

SECTION BETWEEN COLUMN LINE 13 AND 14

SCALE: 1/16" = 1'-0"

1

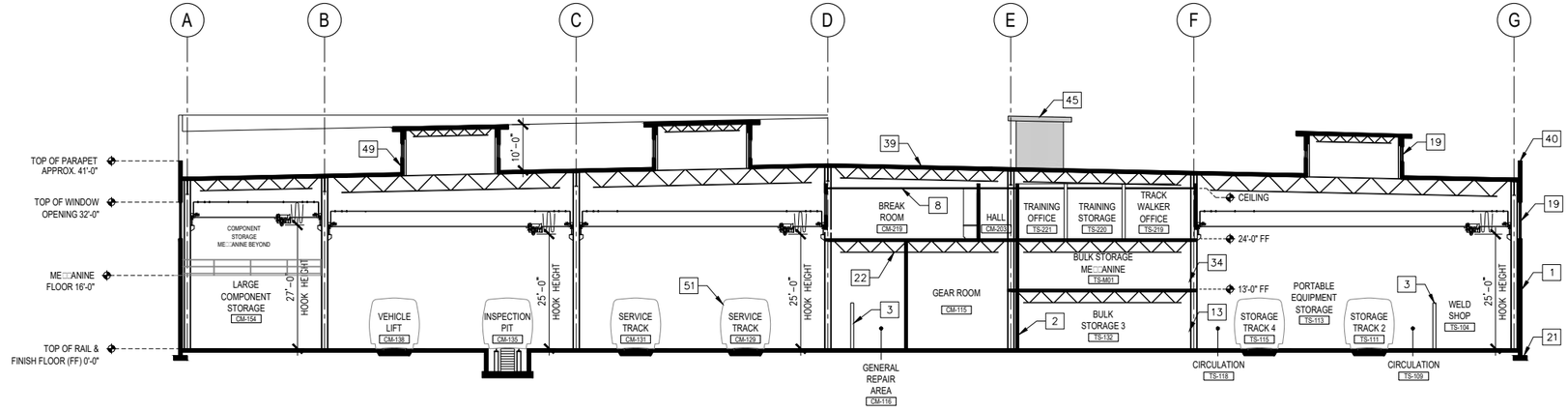

SECTION BETWEEN COLUMN LINE 8 AND 9

SCALE: 1/16" = 1'-0"

2

0 4' 8' 16' 32'

1/16"=1'-0"

CONTRACT NO.
XXXXXXX

DESIGNED	ASI	10/12/18 DATE
DRAWN	RR	10/12/18 DATE
CHECKED	MNG	10/12/18 DATE
APPROVED	ASI	10/12/18 DATE

REFERENCE DRAWINGS

NUMBER	DESCRIPTION

REVISIONS

DATE	BY	DESCRIPTION

WASHINGTON METROPOLITAN TRANSIT AUTHORITY

DEPARTMENT OF TRANSIT INFRASTRUCTURE AND ENGINEERING SERVICES
OFFICE OF MAJOR CAPITAL PROJECTS

SUBMITTED _____ DATE

APPROVED
CHIEF ENGINEER _____ DATE

PENNSY DRIVE RAIL MAINTENANCE FACILITY
BUILDING SECTIONS – 1 –
CTRM/TRST BUILDING

SCALE	DRAWING NO.	SHEET NO.
1/16" = 1'-0"	A-301	10 of 24

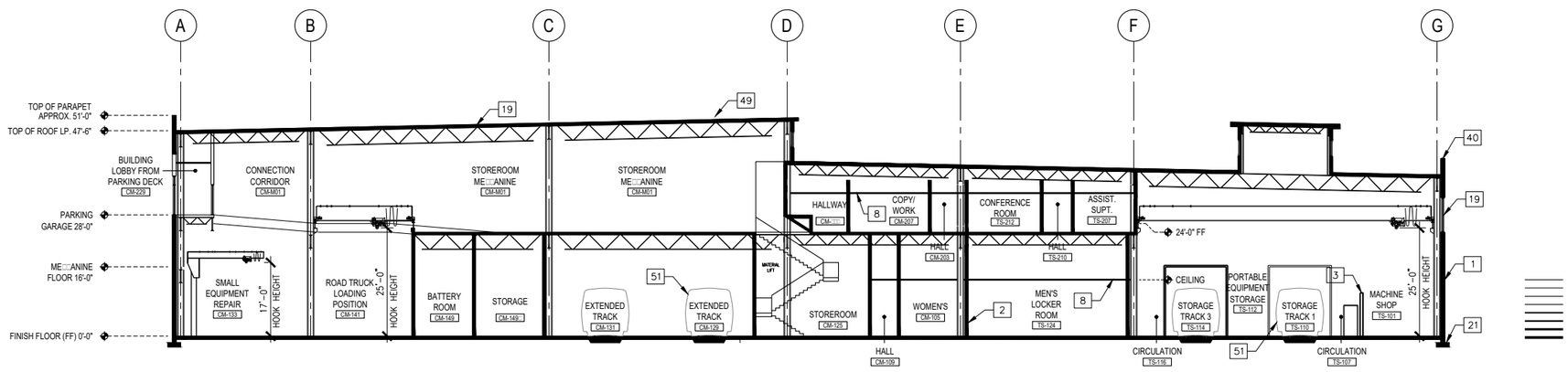

SECTION BETWEEN COLUMN LINE 3 AND 4

SCALE: 1/16" = 1'-0"

1

0 4' 8' 16' 32'

1/16"=1'-0"

CONTRACT NO.
XXXXXXX

DESIGNED	ASI	10/12/18 DATE
DRAWN	RR	10/12/18 DATE
CHECKED	MNG	10/12/18 DATE
APPROVED	ASI	10/12/18 DATE

REFERENCE DRAWINGS

NUMBER	DESCRIPTION

REVISIONS

DATE	BY	DESCRIPTION

WASHINGTON METROPOLITAN TRANSIT AUTHORITY

DEPARTMENT OF TRANSIT INFRASTRUCTURE AND ENGINEERING SERVICES
OFFICE OF MAJOR CAPITAL PROJECTS

SUBMITTED _____ DATE

APPROVED
CHIEF ENGINEER _____ DATE

PENNSY DRIVE RAIL MAINTENANCE FACILITY
BUILDING SECTIONS – 2 –
CTRM/TRST BUILDING ELEVATIONS

SCALE	DRAWING NO.	SHEET NO.
1/16" = 1'-0"	A-302	11 of 24

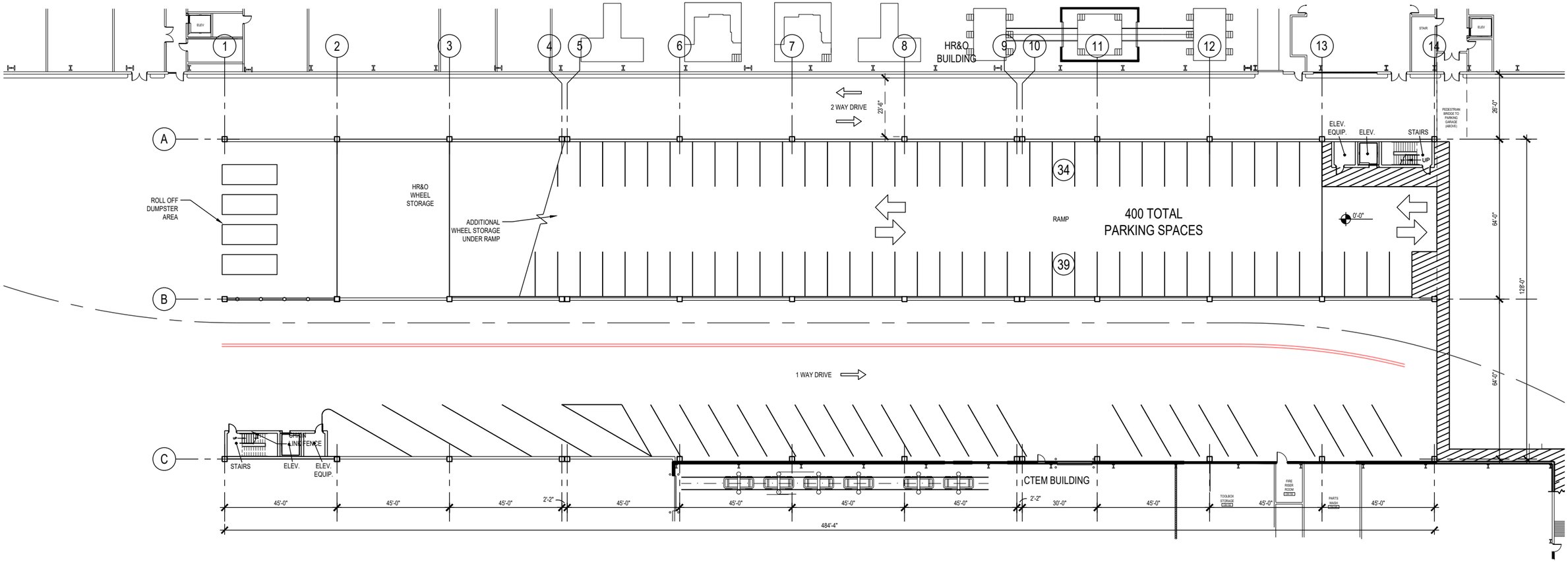

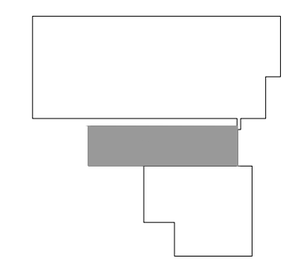

KEY PLAN

N

0 10' 20' 40'

1"=20'-0"

CONTRACT NO.
XXXXXXX

DESIGNED	ASI	10/12/18 DATE
DRAWN	RR	10/12/18 DATE
CHECKED	MNG	10/12/18 DATE
APPROVED	***	10/12/18 DATE

REFERENCE DRAWINGS

NUMBER	DESCRIPTION

REVISIONS

DATE	BY	DESCRIPTION

WASHINGTON METROPOLITAN TRANSIT AUTHORITY

DEPARTMENT OF TRANSIT INFRASTRUCTURE AND ENGINEERING SERVICES
OFFICE OF MAJOR CAPITAL PROJECTS

SUBMITTED _____ DATE

APPROVED _____ CHIEF ENGINEER DATE

PENNSY DRIVE RAIL MAINTENANCE FACILITY

Ground Level Plan - CTEM/TRST and HR&O Parking Garage - Pennsy Drive

SCALE	DRAWING NO.	SHEET NO.
1" = 20'-0"	PG-A-101	12 of 24

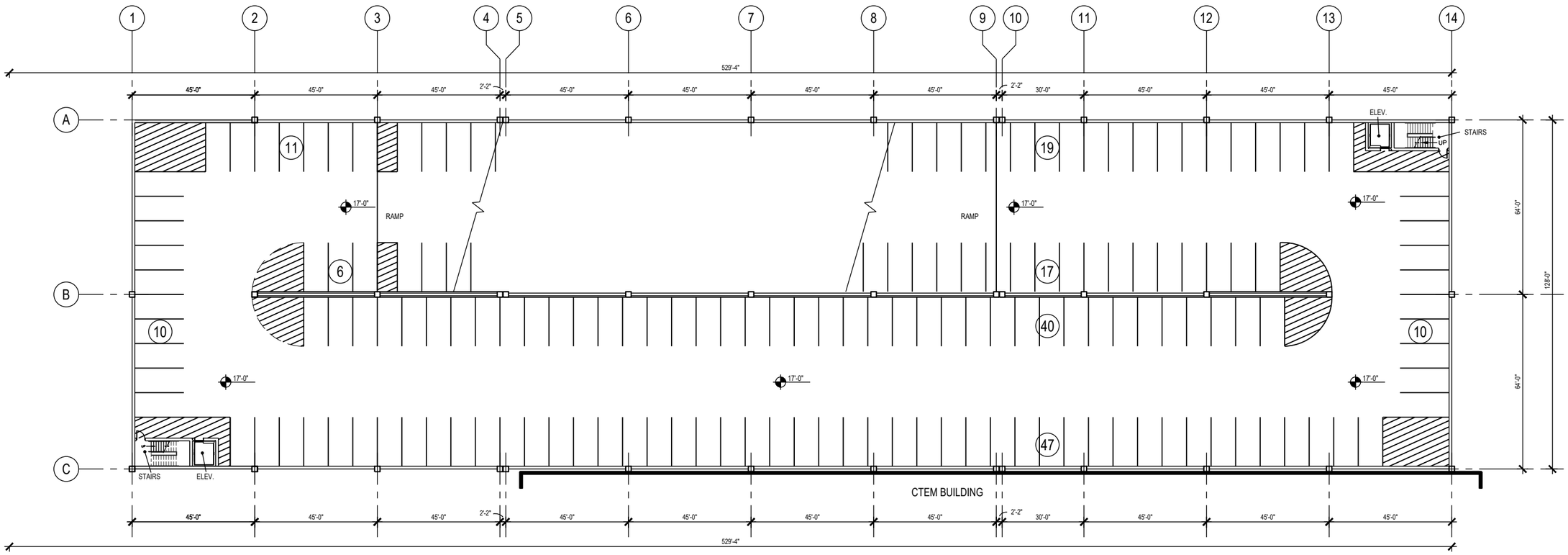

0 10' 20' 40'

1"=20'-0"

CONTRACT NO.
XXXXXXX

DESIGNED	ASI	10/12/18 DATE
DRAWN	RR	10/12/18 DATE
CHECKED	MNG	10/12/18 DATE
APPROVED	***	10/12/18 DATE

REFERENCE DRAWINGS

NUMBER	DESCRIPTION

REVISIONS

DATE	BY	DESCRIPTION

WASHINGTON METROPOLITAN TRANSIT AUTHORITY

DEPARTMENT OF TRANSIT INFRASTRUCTURE AND ENGINEERING SERVICES
OFFICE OF MAJOR CAPITAL PROJECTS

SUBMITTED _____ DATE

APPROVED _____ CHIEF ENGINEER DATE

PENNSY DRIVE RAIL MAINTENANCE FACILITY

Second Level Plan - CTEM/TRST and HR&O Parking Garage - Pennsy Drive

SCALE	DRAWING NO.	SHEET NO.
1" = 20'-0"	PG-A-102	13 of 24

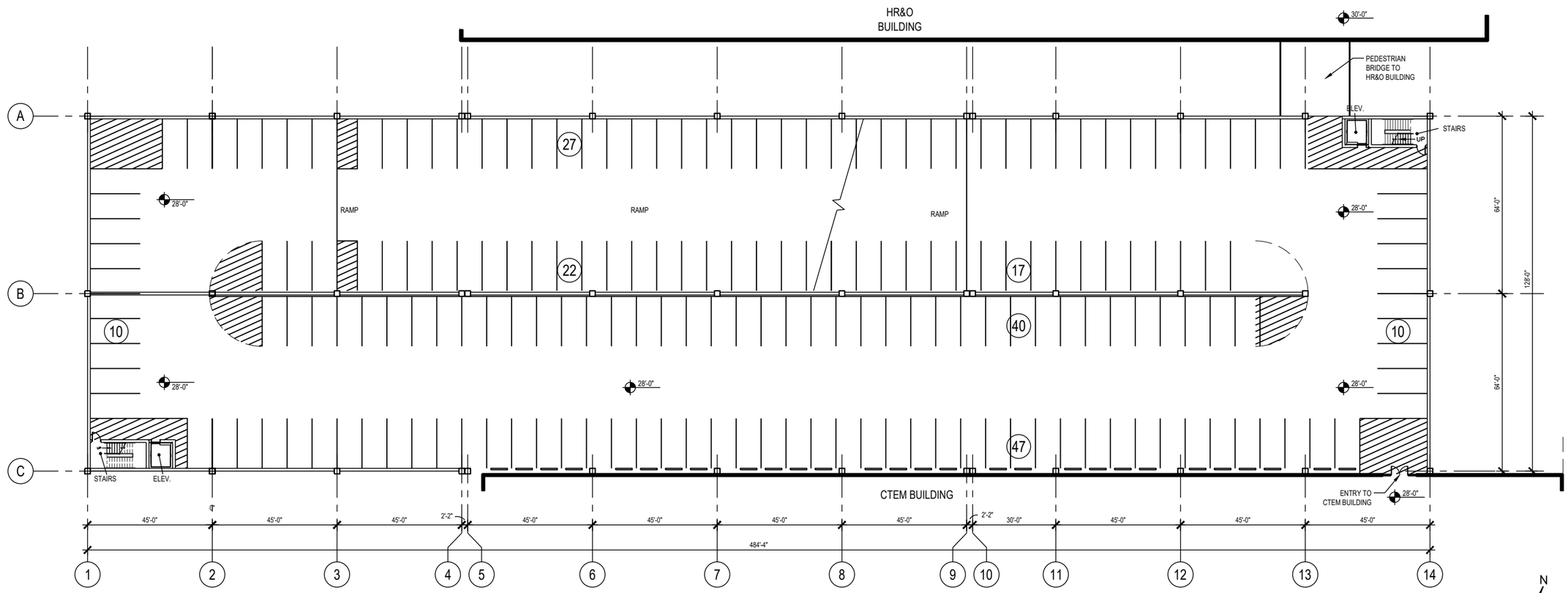

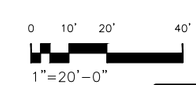

CONTRACT NO.
XXXXXXX

DESIGNED	ASI	10/12/18 DATE
DRAWN	RR	10/12/18 DATE
CHECKED	MNG	10/12/18 DATE
APPROVED	***	10/12/18 DATE

REFERENCE DRAWINGS

NUMBER	DESCRIPTION

REVISIONS

DATE	BY	DESCRIPTION

WASHINGTON METROPOLITAN TRANSIT AUTHORITY

DEPARTMENT OF TRANSIT INFRASTRUCTURE AND ENGINEERING SERVICES
OFFICE OF MAJOR CAPITAL PROJECTS

SUBMITTED _____ DATE

APPROVED
CHIEF ENGINEER _____ DATE

PENNSY DRIVE RAIL MAINTENANCE FACILITY

Third Level Plan - CTEM/TRST and HR&O
Parking Garage - Pennsy Drive

SCALE	DRAWING NO.	SHEET NO.
1" = 20'-0"	PG-A-103	14 of 24

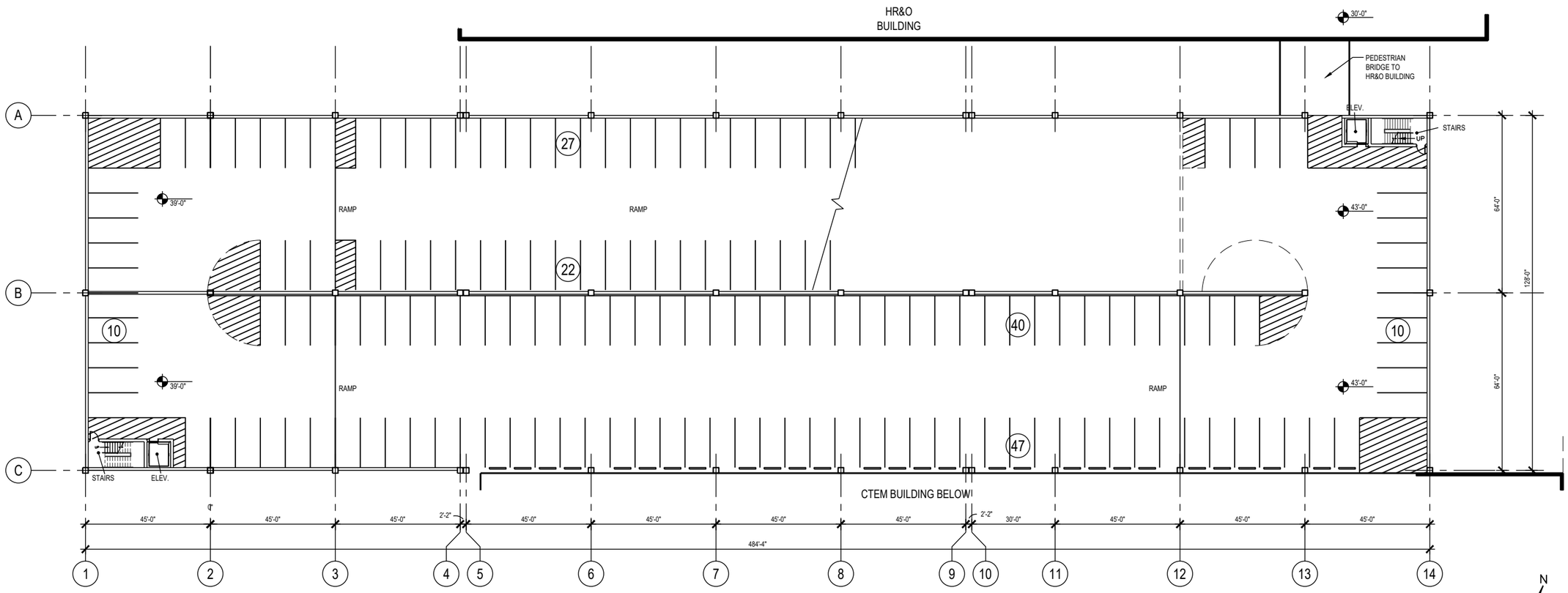

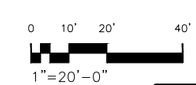

CONTRACT NO.
XXXXXXX

DESIGNED	ASI	10/12/18 DATE
DRAWN	RR	10/12/18 DATE
CHECKED	MNG	10/12/18 DATE
APPROVED	***	10/12/18 DATE

REFERENCE DRAWINGS

NUMBER	DESCRIPTION

REVISIONS

DATE	BY	DESCRIPTION

WASHINGTON METROPOLITAN TRANSIT AUTHORITY

DEPARTMENT OF TRANSIT INFRASTRUCTURE AND ENGINEERING SERVICES
OFFICE OF MAJOR CAPITAL PROJECTS

SUBMITTED _____ DATE

APPROVED
CHIEF ENGINEER _____ DATE

PENNSY DRIVE RAIL MAINTENANCE FACILITY

Fourth Level Plan - CTEM/TRST and HR&O
Parking Garage - Pennsy Drive

SCALE	DRAWING NO.	SHEET NO.
1" = 20'-0"	PG-A-104	15 of 24

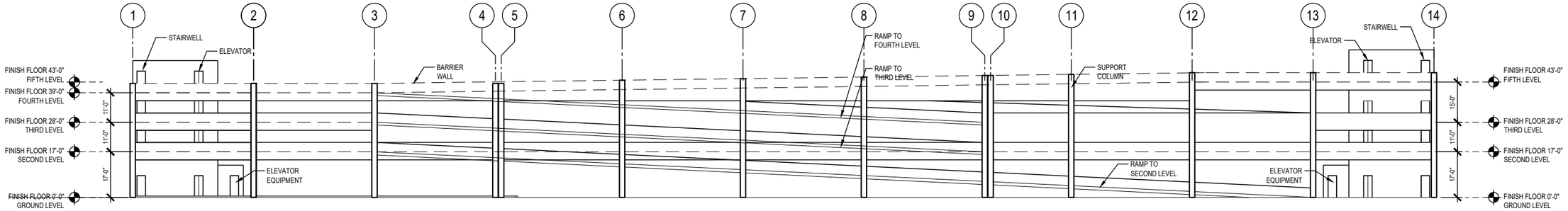

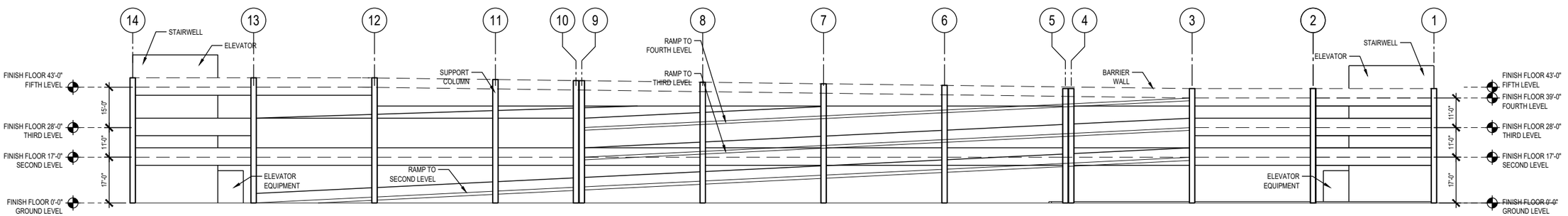

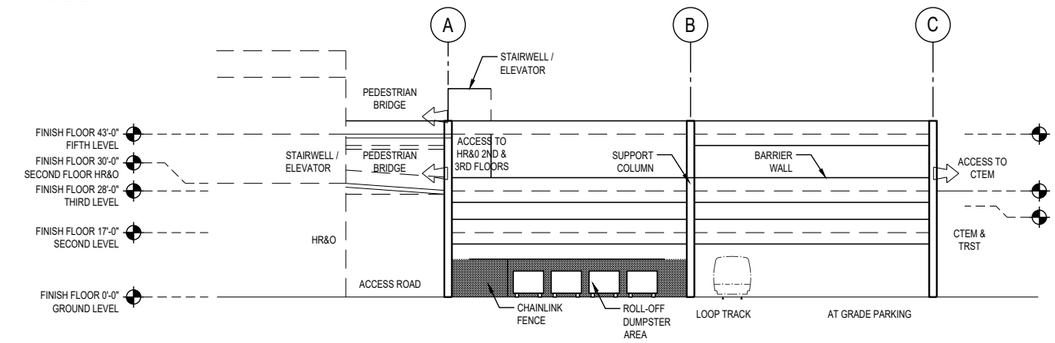

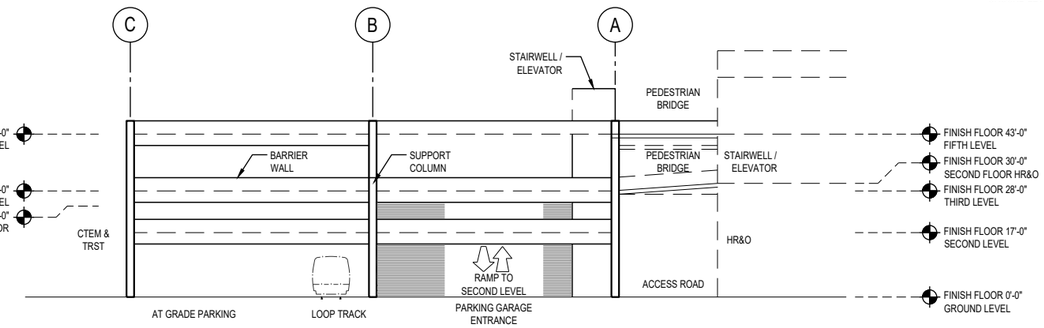

0 10' 20' 40'

1"=20'-0"

CONTRACT NO.
XXXXXXX

DESIGNED	ASI	10/12/18 DATE
DRAWN	RR	10/12/18 DATE
CHECKED	MNG	10/12/18 DATE
APPROVED	***	10/12/18 DATE

REFERENCE DRAWINGS

NUMBER	DESCRIPTION

REVISIONS

DATE	BY	DESCRIPTION

WASHINGTON METROPOLITAN TRANSIT AUTHORITY

DEPARTMENT OF TRANSIT INFRASTRUCTURE AND ENGINEERING SERVICES
OFFICE OF MAJOR CAPITAL PROJECTS

SUBMITTED _____ DATE

APPROVED
CHIEF ENGINEER _____ DATE

PENNSY DRIVE RAIL MAINTENANCE FACILITY

Elevations - CTEM/TRST and HR&O
Parking Garage - Pennsy Drive

SCALE	DRAWING NO.	SHEET NO.
1" = 20'-0"	PG-A-201	16 of 24

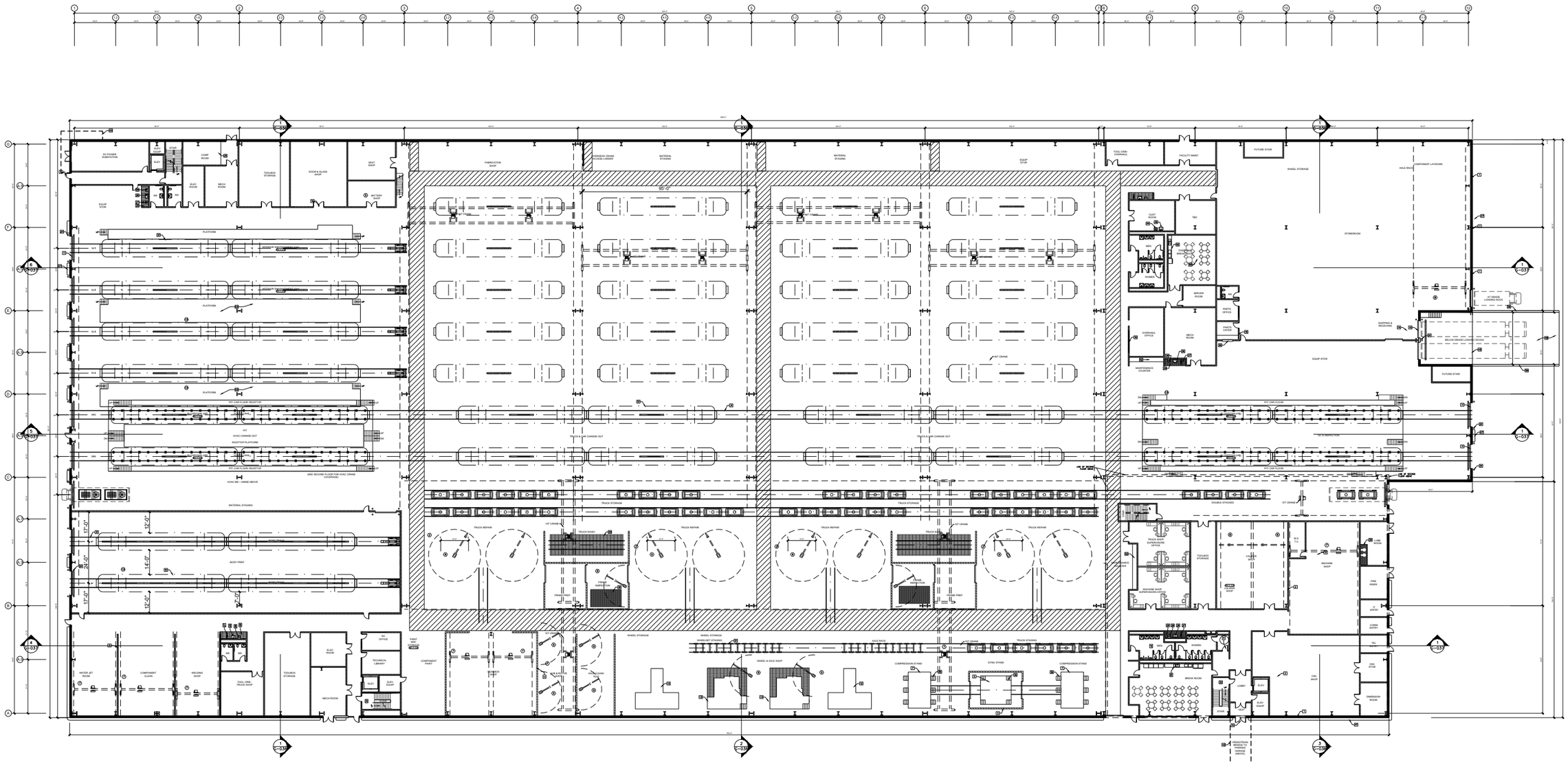

AREA 1	AREA 2	AREA 3	AREA 4
AREA 5	AREA 6	AREA 7	AREA 8
AREA 9	AREA 10	AREA 11	AREA 12
AREA 13	AREA 14	AREA 15	AREA 16

KEY PLAN

N

0 15' 30' 60'

1"=30'-0"

CONTRACT NO.
XXXXXXX

DESIGNED	ASI	9-21-2018 DATE
DRAWN	AH	9-21-2018 DATE
CHECKED	MNG	9-21-2018 DATE
APPROVED	ASI	9-21-2018 DATE

REFERENCE DRAWINGS

NUMBER	DESCRIPTION

REVISIONS

DATE	BY	DESCRIPTION

WSP USA I□□
TWO GATEWAY CENTER
SUITE 1000
NEWARK□NEW JERSEY 07102

WASHINGTON METROPOLITAN AREA TRANSIT AUTHORITY

DEPARTMENT OF TRANSIT INFRASTRUCTURE AND ENGINEERING SERVICES
OFFICE OF MAJOR CAPITAL PROJECTS

SUBMITTED 9/21/2018 DATE

APPROVED CHIEF ENGINEER DATE

HEAVY REPAIR & OVERHAUL FACILITY

OVERALL ARCHITECTURE FIRST LEVEL PLAN
PENNSY DRIVE

SCALE	DRAWING NO.	SHEET NO.
1" = 30'-0"	HR-A-100	017 of 24

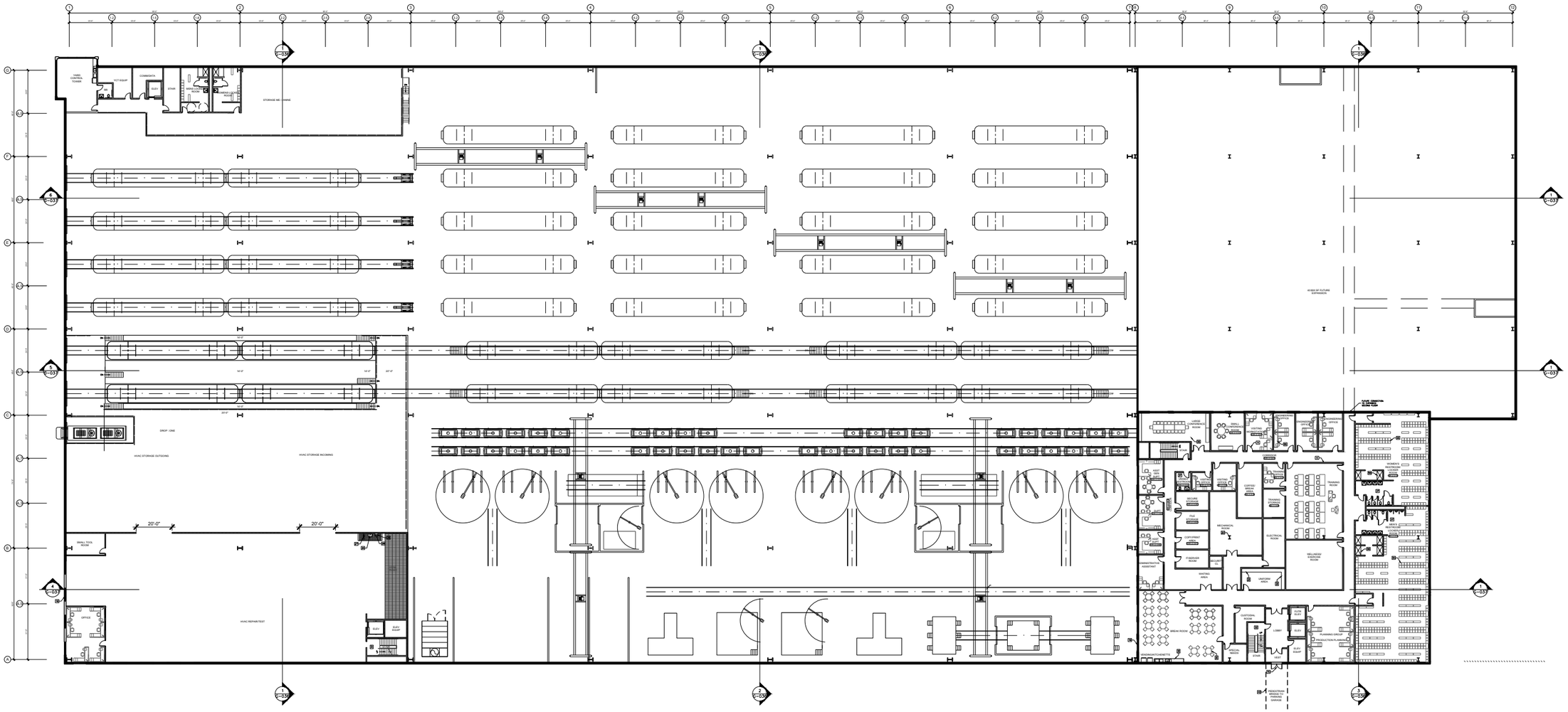

AREA 1	AREA 2	AREA 3	AREA 4
AREA 5	AREA 6	AREA 7	AREA 8
AREA 9	AREA 10	AREA 11	AREA 12
AREA 13	AREA 14	AREA 15	AREA 16

KEY PLAN

N

0 15' 30' 60'

1"=30'-0"

CONTRACT NO.
XXXXXXX

DESIGNED	ASI	9-21-2018 DATE
DRAWN	AH	9-21-2018 DATE
CHECKED	MNG	9-21-2018 DATE
APPROVED	ASI	9-21-2018 DATE

REFERENCE DRAWINGS	
NUMBER	DESCRIPTION

REVISIONS		
DATE	BY	DESCRIPTION

WSP USA I
TWO GATEWAY CENTER
SUITE 1000
NEWARK NEW JERSEY 07102

WASHINGTON METROPOLITAN AREA TRANSIT AUTHORITY

DEPARTMENT OF TRANSIT INFRASTRUCTURE AND ENGINEERING SERVICES
OFFICE OF MAJOR CAPITAL PROJECTS

SUBMITTED 9/21/2018 DATE

APPROVED
CHIEF ENGINEER DATE

HEAVY REPAIR & OVERHAUL FACILITY

OVERALL ARCHITECTURE SECOND LEVEL PLAN
PENNSY DRIVE

SCALE	DRAWING NO.	SHEET NO.
1" = 30'-0"	HR-A-150	18 of 24

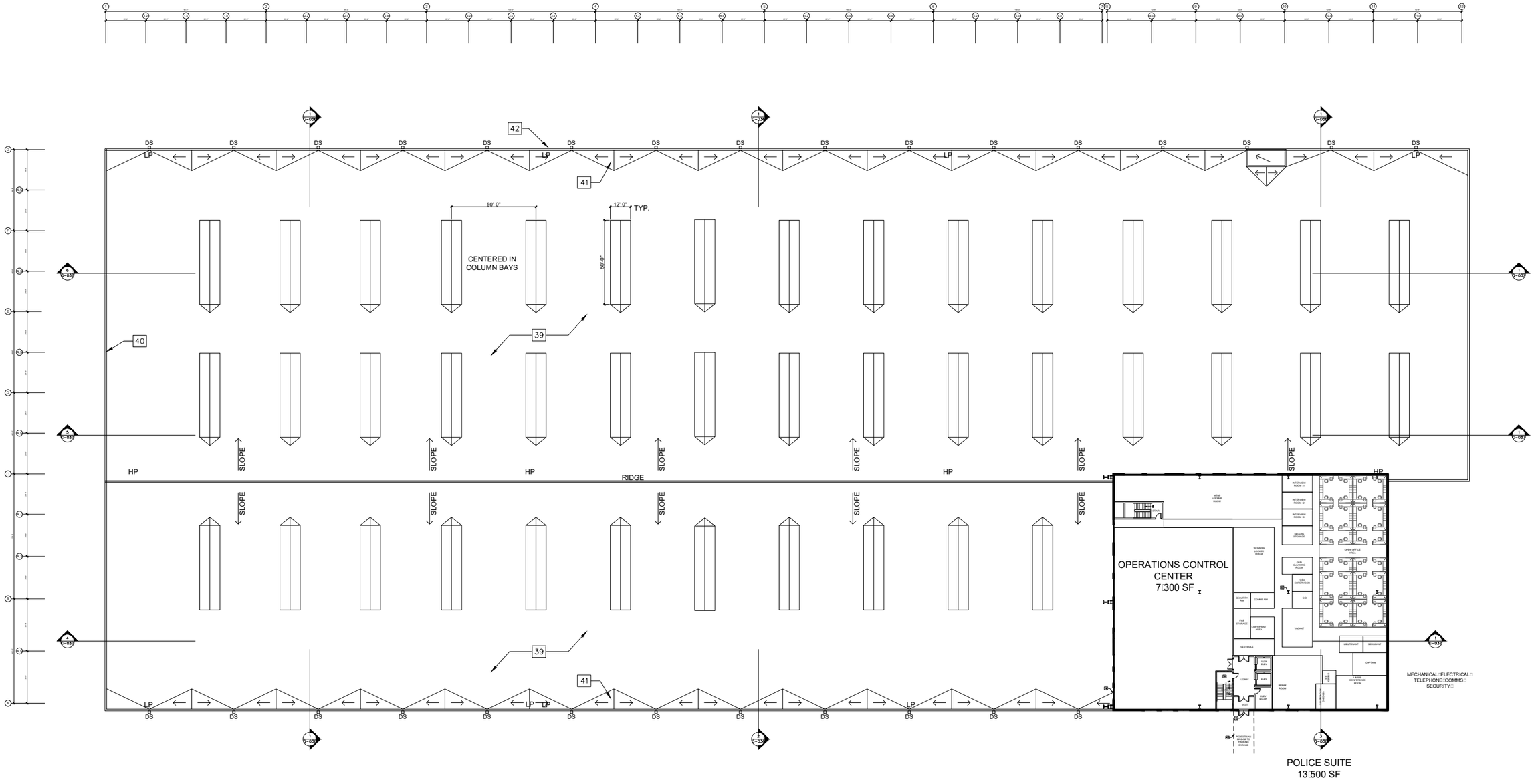

N

0 15' 30' 60'

1"=30'-0"

CONTRACT NO.
XXXXXXX

DESIGNED	ASI	9-21-2018 DATE
DRAWN	AH	9-21-2018 DATE
CHECKED	MNG	9-21-2018 DATE
APPROVED	ASI	9-21-2018 DATE

REFERENCE DRAWINGS

NUMBER	DESCRIPTION

REVISIONS

DATE	BY	DESCRIPTION

WSP USA Inc.
TWO GATEWAY CENTER
SUITE 1000
NEWARK, NEW JERSEY 07102

WASHINGTON METROPOLITAN AREA TRANSIT AUTHORITY

DEPARTMENT OF TRANSIT INFRASTRUCTURE AND ENGINEERING SERVICES
OFFICE OF MAJOR CAPITAL PROJECTS

SUBMITTED 9/21/2018 DATE

APPROVED CHIEF ENGINEER DATE

HEAVY REPAIR & OVERHAUL FACILITY

OVERALL ARCHITECTURE ROOF LEVEL PLAN
PENNSY DRIVE

SCALE	DRAWING NO.	SHEET NO.
1" = 30'-0"	HR-A-180	19 of 24

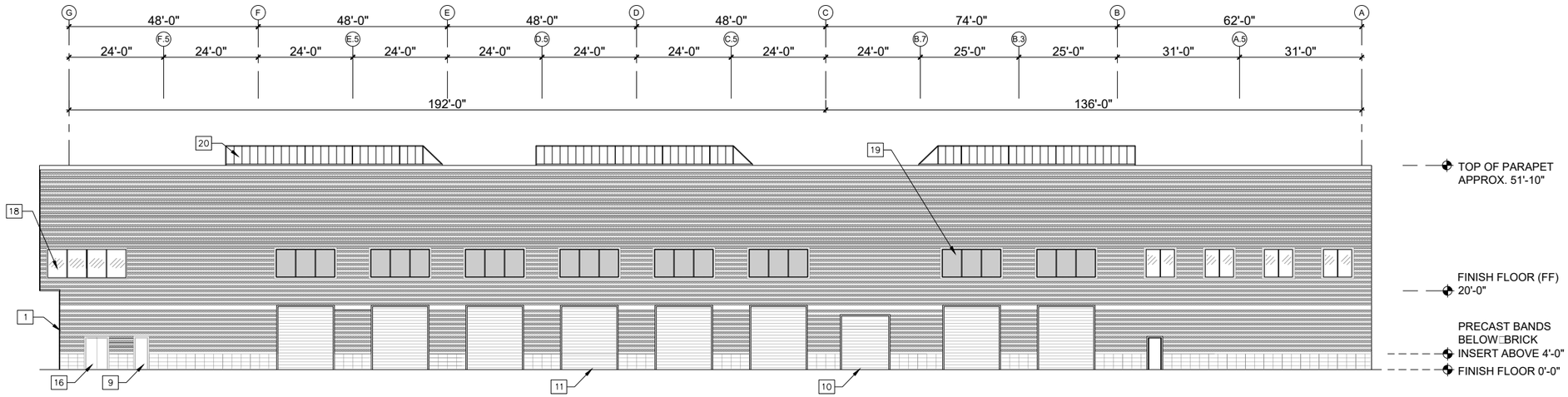

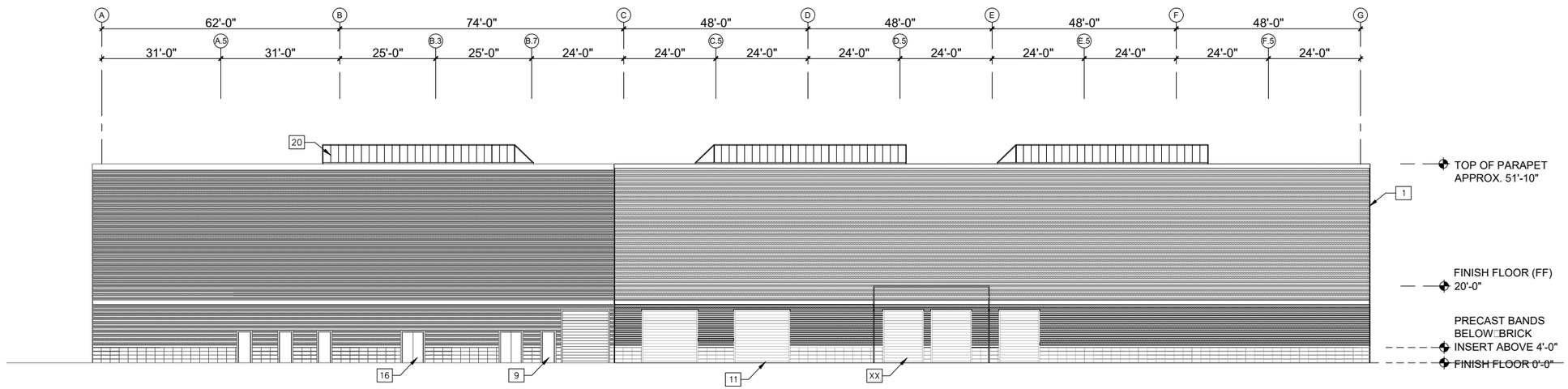

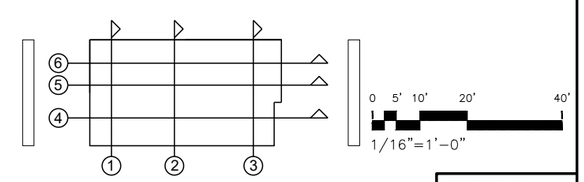

KEY PLAN

CONTRACT NO.
XXXXXXX

DESIGNED	ASI	9-21-2018 DATE
DRAWN	AH	9-21-2018 DATE
CHECKED	MNG	9-21-2018 DATE
APPROVED	ASI	9-21-2018 DATE

REFERENCE DRAWINGS

NUMBER	DESCRIPTION

REVISIONS

DATE	BY	DESCRIPTION

WSP USA I
TWO GATEWAY CENTER
SUITE 1000
NEWARK NEW JERSEY 07102

WASHINGTON METROPOLITAN AREA TRANSIT AUTHORITY

DEPARTMENT OF TRANSIT INFRASTRUCTURE AND ENGINEERING SERVICES
OFFICE OF MAJOR CAPITAL PROJECTS

SUBMITTED 9/21/2018 DATE

APPROVED CHIEF ENGINEER DATE

HEAVY REPAIR & OVERHAUL FACILITY

ARCHITECTURE - ELEVATIONS
PENNSY DRIVE

SCALE	DRAWING NO.	SHEET NO.
1/16" = 1'-0"	HR-A-200	20 of 24

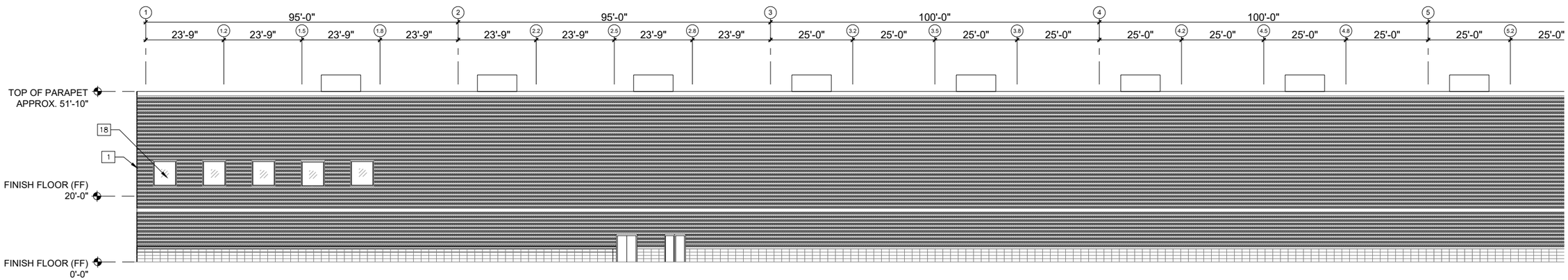

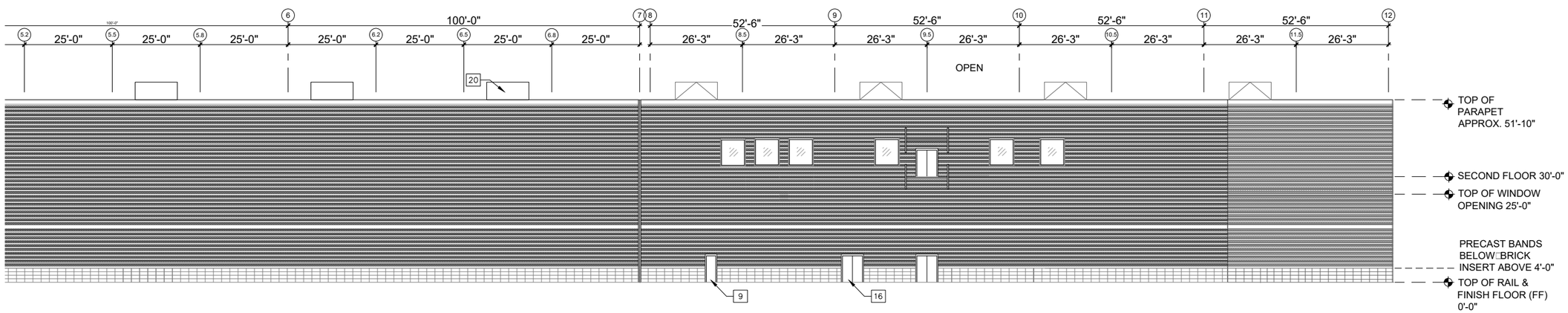

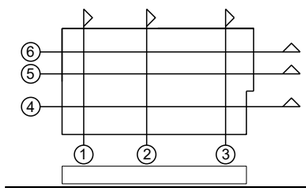

KEY PLAN

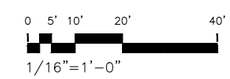

CONTRACT NO.
XXXXXXX

DESIGNED	ASI	9-21-2018 DATE
DRAWN	AH	9-21-2018 DATE
CHECKED	MNG	9-21-2018 DATE
APPROVED	ASI	9-21-2018 DATE

REFERENCE DRAWINGS

NUMBER	DESCRIPTION

REVISIONS

DATE	BY	DESCRIPTION

WSP USA I
TWO GATEWAY CENTER
SUITE 1000
NEWARK NEW JERSEY 07102

WASHINGTON METROPOLITAN AREA TRANSIT AUTHORITY

DEPARTMENT OF TRANSIT INFRASTRUCTURE AND ENGINEERING SERVICES
OFFICE OF MAJOR CAPITAL PROJECTS

SUBMITTED 9/21/2018 DATE

APPROVED CHIEF ENGINEER DATE

HEAVY REPAIR & OVERHAUL FACILITY

ARCHITECTURE ELEVATIONS
PENNSY DRIVE

SCALE	DRAWING NO.	SHEET NO.
1/16" = 1'-0"	HR-A-201	21 of 024

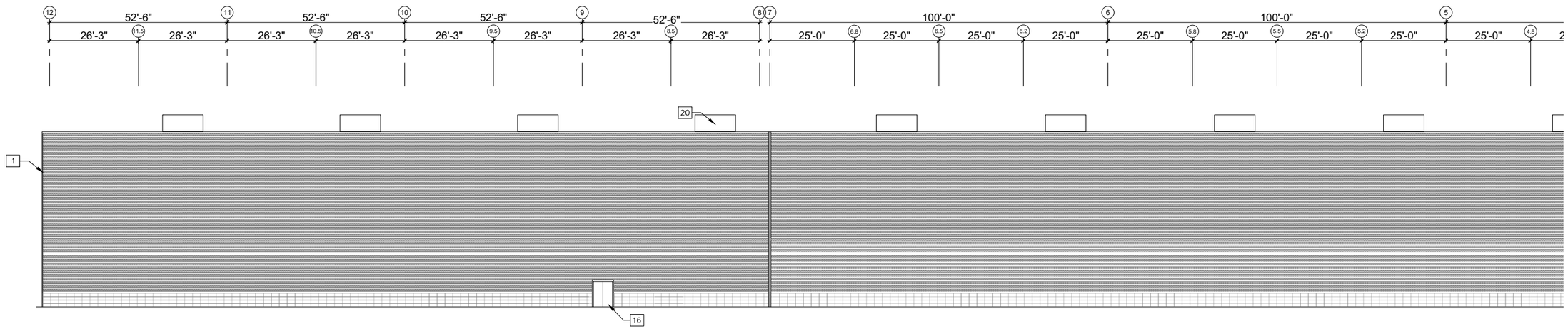

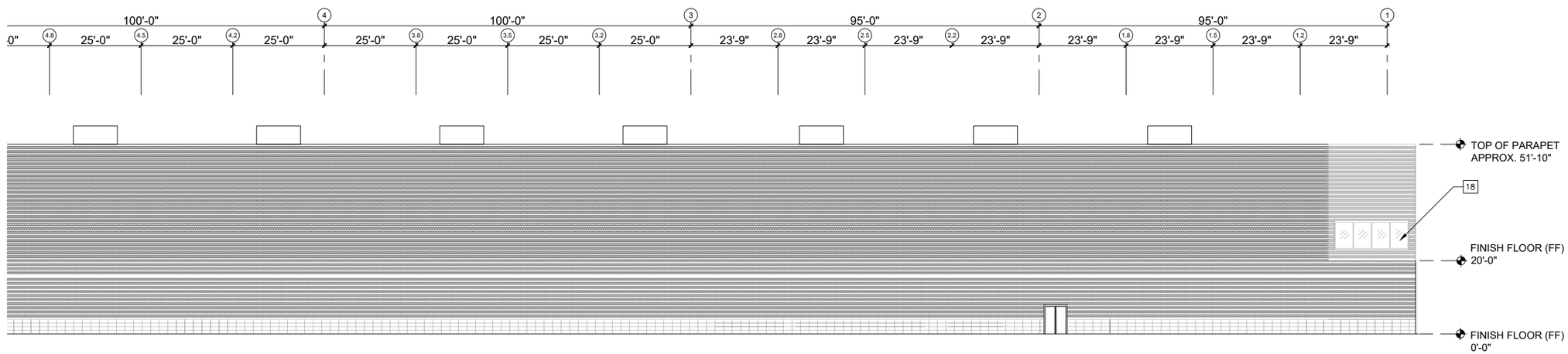

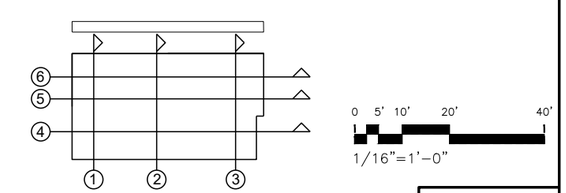

KEY PLAN

CONTRACT NO.
XXXXXXX

DESIGNED	ASI	9-21-2018 DATE
DRAWN	AH	9-21-2018 DATE
CHECKED	MNG	9-21-2018 DATE
APPROVED	ASI	9-21-2018 DATE

REFERENCE DRAWINGS

NUMBER	DESCRIPTION

REVISIONS

DATE	BY	DESCRIPTION

WSP USA I
TWO GATEWAY CENTER
SUITE 1000
NEWARK NEW JERSEY 07102

WASHINGTON METROPOLITAN AREA TRANSIT AUTHORITY

DEPARTMENT OF TRANSIT INFRASTRUCTURE AND ENGINEERING SERVICES
OFFICE OF MAJOR CAPITAL PROJECTS

SUBMITTED 9/21/2018 DATE

APPROVED CHIEF ENGINEER DATE

HEAVY REPAIR & OVERHAUL FACILITY

ARCHITECTURE ELEVATIONS
PENNSY DRIVE

SCALE	DRAWING NO.	SHEET NO.
1/16" = 1'-0"	HR-A-202	22 of 24

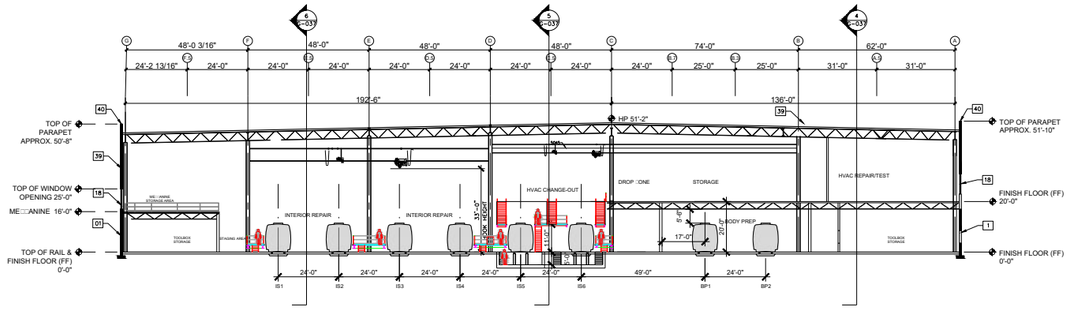

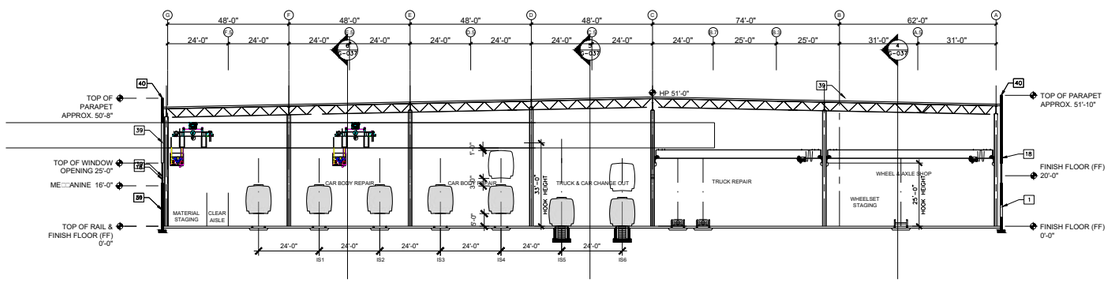

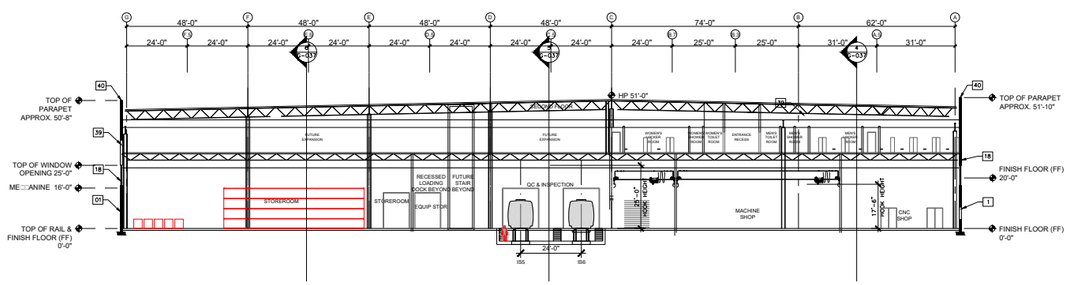

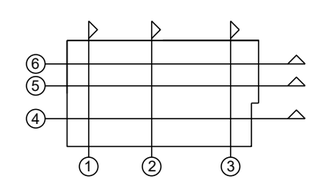

KEY PLAN

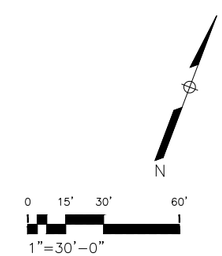

CONTRACT NO.
XXXXXXX

DESIGNED	ASI	9-21-2018 DATE
DRAWN	AH	9-21-2018 DATE
CHECKED	MNG	9-21-2018 DATE
APPROVED	ASI	9-21-2018 DATE

REFERENCE DRAWINGS

NUMBER	DESCRIPTION

REVISIONS

DATE	BY	DESCRIPTION

WSP USA I□□
TWO GATEWAY CENTER
SUITE 1000
NEWARK□NEW JERSEY 07102

WASHINGTON METROPOLITAN AREA TRANSIT AUTHORITY

DEPARTMENT OF TRANSIT INFRASTRUCTURE AND ENGINEERING SERVICES
OFFICE OF MAJOR CAPITAL PROJECTS

SUBMITTED 9/21/2018 DATE

APPROVED CHIEF ENGINEER DATE

HEAVY REPAIR & OVERHAUL FACILITY

ARCHITECTURE - CROSS SECTIONS
PENNSY DRIVE

SCALE	DRAWING NO.	SHEET NO.
1" = 30'-0"	HR-A-300	23 of 24

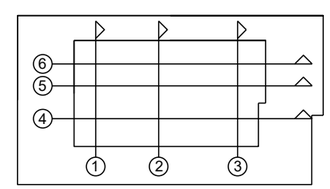

KEY PLAN

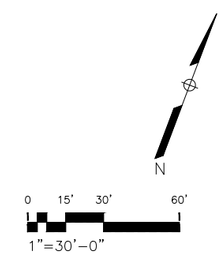

CONTRACT NO. XXXXXXX

DESIGNED	ASI	9-21-2018 DATE
DRAWN	AH	9-21-2018 DATE
CHECKED	MNG	9-21-2018 DATE
APPROVED	ASI	9-21-2018 DATE

REFERENCE DRAWINGS

NUMBER	DESCRIPTION

REVISIONS

DATE	BY	DESCRIPTION

WSP USA I
TWO GATEWAY CENTER
SUITE 1000
NEWARK NEW JERSEY 07102

WASHINGTON METROPOLITAN AREA TRANSIT AUTHORITY

DEPARTMENT OF TRANSIT INFRASTRUCTURE AND ENGINEERING SERVICES
OFFICE OF MAJOR CAPITAL PROJECTS

SUBMITTED 9/21/2018 DATE

APPROVED CHIEF ENGINEER DATE

HEAVY REPAIR & OVERHAUL FACILITY

ARCHITECTURE LONG SECTIONS
PENNSY DRIVE

SCALE	DRAWING NO.	SHEET NO.
1" = 30'-0"	HR-A-301	24 of 24