

WASHINGTON
METROPOLITAN AREA
TRANSIT AUTHORITY



FY2022 Quarter 2

Appendix 1: Capital Program Project Pages



February 2022

Contents

Capital Project Pages..... 6

(CIP0002) Bus Onboard Location Equipment and Software Program..... 7

(CIP0004) Bus Maintenance Facility and Equipment State of Good Repair Program..... 9

(CIP0005) Bus Vehicle Rehabilitation Program..... 11

(CIP0006) Bus Fleet Acquisition Program..... 14

(CIP0007) Bus Closed Circuit Television Replacement Program 16

(CIP0009) Service Vehicle Acquisition Program..... 18

(CIP0010) Environmental Compliance Program..... 20

(CIP0015) MetroAccess Fleet Acquisition..... 22

(CIP0024) Track Rehabilitation Program..... 24

(CIP0025) Roadway Equipment and Vehicle Program 27

(CIP0029) Warehouse Vertical Store Unit..... 29

(CIP0030) Currency Processing Machines 30

(CIP0033) Revenue Facility Equipment Replacement 31

(CIP0034) Revenue Collection Facility Rehabilitation 33

(CIP0035) Bicycle and Pedestrian Facility Rehabilitation..... 35

(CIP0036) Procurement Program Support 36

(CIP0039) System Planning and Development 37

(CIP0042) Asset Management Software Improvements..... 39

(CIP0043) Bus and Rail Scheduling and Operations Software Improvements 41

(CIP0056) Rail Service Management Software Improvements 43

(CIP0059) 8000-Series Railcars..... 45

(CIP0063) Rail Vehicle Scheduled Maintenance Program..... 47

(CIP0067) Rail Vehicle Safety & Reliability Improvements..... 49

(CIP0072) Elevator Rehabilitation Program..... 51

(CIP0073) Escalator Rehabilitation Program..... 53

(CIP0076) Rail System Power Upgrades 55

(CIP0087) Station and Facility Restoration Program..... 57

(CIP0088) Station Entrance Canopy Installation..... 59

(CIP0099) Joint Development Program Support 61

(CIP0101) Internal Compliance Capital Management Support 63

(CIP0102) Police District III Substation..... 65

(CIP0127) Transit Police Support Equipment 67

(CIP0131) Capital Program Financing Support 69

(CIP0132) Escalator and Elevator Overhaul Program..... 71

(CIP0133) Train Detection and Warning System 73

(CIP0136) Radio Infrastructure Replacement 74

(CIP0139) Tunnel Fan Control Panels Replacement 76

(CIP0142) Rail Vehicle Preventive Maintenance 78

Notes: All figures are preliminary and unaudited. Not all CIPs have Active Award Contracts.

WASHINGTON METROPOLITAN TRANSIT AUTHORITY

(CIP0143) Bus Vehicle Preventive Maintenance.....	79
(CIP0145) Facility Security Monitoring Equipment Program.....	80
(CIP0150) Support Facility Fire System Rehabilitation.....	82
(CIP0151) Rail Station Cooling Rehabilitation Program.....	84
(CIP0152) Parking Garage and Surface Lot Rehabilitation.....	86
(CIP0170) Facility Roof Rehabilitation and Replacement	88
(CIP0185) Escalator Replacement	90
(CIP0197) Support Facility Improvements	92
(CIP0204) Railcar Rooftop Access Platform	94
(CIP0212) Sustainability/Resiliency Program.....	96
(CIP0213) Capital Program Development Support.....	98
(CIP0219) Rail Station Lighting Improvements.....	100
(CIP0220) Bus Planning Studies Program	102
(CIP0221) Bus Customer Facility Improvements	104
(CIP0225) Heavy Repair and Overhaul Facility.....	106
(CIP0231) Good Luck Road Facility	108
(CIP0241) Flood Resiliency Infrastructure Upgrades.....	110
(CIP0242) Rail System Drainage Rehabilitation Program.....	112
(CIP0246) General Engineering	114
(CIP0247) Emergency Construction and Emerging Needs Program.....	116
(CIP0251) Automatic Train Control State of Good Repair	118
(CIP0252) Low Voltage Power State of Good Repair.....	120
(CIP0253) Traction Power State of Good Repair	122
(CIP0254) Bus Priority Program Development	124
(CIP0255) Fare Collection Modernization.....	126
(CIP0256) 7000-Series Railcars.....	129
(CIP0257) Emergency Trip Station (ETS) Rehabilitation	131
(CIP0258) Station And Tunnel Fire Alarm Rehabilitation.....	132
(CIP0259) Employee Timekeeping System.....	134
(CIP0261) Rail Tunnel Lighting Replacement.....	136
(CIP0262) Tunnel Water Leak Mitigation	137
(CIP0266) Historic Bus Loop and Facility Rehabilitation	139
(CIP0269) Asset Management Software.....	141
(CIP0270) Capital Delivery Program Support.....	143
(CIP0271) Metrorail Station Emergency Gates Replacement.....	146
(CIP0272) Digital Display and Wayfinding Improvements.....	148
(CIP0273) Support Facility Rehabilitation.....	150
(CIP0275) New Carrollton Garage and Bus Bays.....	152
(CIP0276) Art in Transit and Station Commercialization Program	153
(CIP0277) Supply Chain Modernization	155
(CIP0279) Railyard Shop Equipment Replacement.....	157

WASHINGTON METROPOLITAN TRANSIT AUTHORITY

(CIP0283) Railcar Maintenance Facilities State of Good Repair	158
(CIP0284) Railyard Facility and Site Rehabilitation.....	160
(CIP0286) Power Generator Replacement	162
(CIP0291) Tunnel Ventilation Improvements	163
(CIP0294) Bridge Rehabilitation Program	165
(CIP0297) Union Station Improvements	167
(CIP0302) Huntington Station Parking Garage Demolition.....	169
(CIP0307) Station Platform Rehabilitation - Phase 2	171
(CIP0308) Station Platform Rehabilitation - Phase 3	173
(CIP0310) Station Platform Rehabilitation - Phase 4	175
(CIP0311) Bladensburg Bus Garage Replacement.....	177
(CIP0312) Four Mile Run Bus Garage Rehabilitation.....	179
(CIP0315) Northern Bus Garage Replacement	180
(CIP0319) Bus Maintenance Facility State of Good Repair Program.....	182
(CIP0322) Bus Passenger Fac./Systems Future Major Projects	183
(CIP0324) Capital Program Financial Support.....	184
(CIP0326) Real-Time Bus and Rail Data Feed Development	185
(CIP0330) Information Technology Data Center	187
(CIP0331) Enterprise Resource Planning Software Replacement.....	189
(CIP0332) Fiber Optic Cable Installation	191
(CIP0335) Office Consolidation - District of Columbia.....	193
(CIP0336) Energy Management Upgrades	195
(CIP0337) Office Consolidation - Virginia.....	196
(CIP0338) Office Consolidation - Maryland.....	198
(CIP0341) Rail System Standpipe Replacement Program.....	199
(CIP0342) Information Technology Hardware State of Good Repair.....	201
(CIP0343) Information Technology Software State of Good Repair	203
(CIP0344) IT Program Management Support	205
(CIP0348) Structural Rehabilitation - Package A.....	207
(CIP0349) Yellow Line Tunnel and Bridge Rehabilitation.....	209
(CIP0352) Rail Station Platform Canopy Rehabilitation Program	211
(CIP0354) ePerformance and eCompensation Upgrades	213
(CIP0355) Zero Emission Bus Acquisition and Evaluation	214
(CIP0356) Tunnel Ventilation Improvements - Red Line Pilot.....	216
(CIP0357) Cybersecurity Legacy Software Improvements	218
(CIP0370) Structural Rehabilitation - Package B.....	219
(CIP0373) Interim Operations Control Centers	220
(CIP8007) D&E Electrical Improvements	221
(CIP8011) D&E Fixed Rail Improvements	223
(CIP8013) D&E Track Structures Improvements	225
(CIP8015) D&E Rail Station Improvements.....	227

Notes: All figures are preliminary and unaudited. Not all CIPs have Active Award Contracts.

WASHINGTON METROPOLITAN TRANSIT AUTHORITY

(CIP8019) D&E Passenger Facility Improvements 229

(CIP8021) D&E Bus & Paratransit Improvements 231

(CIP8026) Future Bus Maintenance Facilities 232

(CIP8029) D&E Information Technology Improvements 233

(CIP8030) Future Information Technology Projects 235

(CIP8031) D&E Metro Transit Police Improvements 236

(CIP8033) D&E Support Equipment Improvements 237

(CIP8034) Future Support Equipment Projects 239

(CRB0005) Planning Support for the District of Columbia 240

(CRB0009) Planning Support for Maryland Jurisdictions 241

(CRB0013) Potomac Yard Station Construction 242

(CRB0018) Planning Support for Virginia Jurisdictions 243

(CRB0019_19) Silver Line Phase 1 Railcars 244

(CRB0020) Silver Line Phase 2 Construction Support 245

(CRB0127) Purple Line Construction Support 246

Capital Project Pages

(CIP0002) Bus Onboard Location Equipment and Software Program

FY2022 Q2

Initiative Type: Program **Mode:** Bus
Investment Program: Maintenance/Overhaul **Location:** Systemwide
Investment Category: Bus, Bus Facilities and Paratransit

Description

This program supports the design and replacement of automatic vehicle location (AVL) and related equipment on buses. This equipment is vital to bus operations, bus location tracking Global Positioning System (GPS) and bus diagnostics.



Expected Outcome

Increases fleet availability and reliability through on board diagnostics that alert maintenance personnel of defects and failures that can be corrected proactively as measured by the Bus Fleet Reliability performance indicator [FY20 target greater than 7,000 miles between failures]. Improves efficiency of revenue service through reliable GPS and route mapping abilities. Enables buses to communicate with Transit Signal Prioritization equipment along service routes.

Strategic Drivers



Safety



Security



Reliability/SGR

Overall Status

(Programs are ongoing)

- Development & Evaluation
- Implementation & Construction
- Operations Activation

A contract award for the Disruption Management System and Routers for the entire bus fleet is anticipated in Q3. This program is in its third year and will conclude in FY2024.

FY2022 Funding (\$ Millions)

FY22 Current Budget	FY22 Forecast Range	YTD % Budget Expended
\$4.0	\$1.3 - \$2.3	0%

Funding Sources	YTD Expended
Formula	\$0.0
PRIIA	\$0.0
Other	\$0.0
Federal Subtotal	\$0.0
System Performance	\$0.0
Reimbursable/Other	\$0.0
DC Dedicated Funding	\$0.0
MD Dedicated Funding	\$0.0
VA Non-Restricted Dedicated Funding	\$0.0
VA Restricted Dedicated Funding	\$0.0
Local Subtotal	\$0.0
Debt	\$0.0
Net Accruals	\$0.0
TOTAL	\$0.0

Active Award Contracts

Contract Number	Vendor	Activity	Award Amount	Award Date	Period of Performance Start Date	Period of Performance End Date
FQ15005B	Kimley-Horn and Associates, Inc.	CONSULT	\$3,132,809	4/15/2019	3/1/2019	3/1/2020

(CIP0004) Bus Maintenance Facility and Equipment State of Good Repair Program

FY2022 Q2

Initiative Type: Program **Mode:** Bus
Investment Program: Maintenance/Overhaul **Location:** Systemwide
Investment Category: Bus, Bus Facilities and Paratransit

Description

This program replaces existing equipment past useful life and provides new equipment to support the repair and maintenance of the bus and non-revenue fleets. Additionally, this project supports the construction of minor garage improvements.



Expected Outcome

Maximizes the efficiency of bus maintenance operations to support improved fleet availability as measured by the Bus Fleet Reliability performance indicator [FY20 target greater than 7,000 miles between failures].

Strategic Drivers



Safety



Security



Reliability/SGR

Overall Status

(Programs are ongoing)

- Development & Evaluation
- Implementation & Construction
- Operations Activation

An RFP for bus simulators has been released and a contract is anticipated to be awarded in Q3 of FY2022. The replacement of tools is ongoing and bus repair equipment is being installed at the Cinder Bed Road Bus Garage.

FY2022 Funding (\$ Millions)

FY22 Current Budget	FY22 Forecast Range	YTD % Budget Expended
\$2.5	\$3.4 - \$3.4	18%

Funding Sources	YTD Expended
Formula	\$0.0
PRIIA	\$0.0
Other	\$0.0
Federal Subtotal	\$0.0
System Performance	\$0.0
Reimbursable/Other	\$0.0
DC Dedicated Funding	\$0.1
MD Dedicated Funding	\$0.1
VA Non-Restricted Dedicated Funding	\$0.1
VA Restricted Dedicated Funding	\$0.0
Local Subtotal	\$0.3
Debt	\$0.0
Net Accruals	\$0.1
TOTAL	\$0.4

Active Award Contracts

Contract Number	Vendor	Activity	Award Amount	Award Date	Period of Performance Start Date	Period of Performance End Date
CQ19104	Dell Marketing LP	IT_HARDWARE_BUS	\$194,300,000	7/22/2019	7/22/2019	7/22/2022
C20065	GRAINGER	EQUIP_MATL	\$5,000,000		11/12/2019	12/31/2022
CQ17121	Badger Mill Supply Corp	EQUIP_MATL	\$920,000	10/26/2019	10/1/2018	9/30/2019
FQ19079	Alan Tye & Associates L.C.	EQUIPMENT	\$527,823	5/9/2019	5/9/2019	5/8/2020
C20110	Better Engineering Mfg Inc	EQUIPMENT	\$259,104	4/30/2020	4/30/2020	4/29/2021
FQ19213	Snap On Tools Company	EQUIPMENT	\$181,459		6/29/2021	6/28/2022
C20166-RRR	Snap On Tools Company	EQUIPMENT	\$80,321		7/27/2020	7/26/2021

(CIP0005) Bus Vehicle Rehabilitation Program

FY2022 Q2

Initiative Type: Program **Mode:** Bus
Investment Program: Maintenance/Overhaul **Location:** Andrews Federal Bus Garage - Suitland; Carmen Turner Facility - Landover
Investment Category: Bus, Bus Facilities and Paratransit

Description

This program provides for the complete rehabilitation of bus mechanical, electrical and structural systems when a bus is approximately 7.5 years of age. Additionally, the program supports the procurement of components to replace those that can no longer be overhauled.



Expected Outcome

Allows Metro to achieve the maximum useful life of a bus which extends the period between bus replacements while minimizing routine maintenance costs. Also, maintains bus reliability and addresses reliable revenue service availability as measured by the Bus Fleet Reliability performance indicator [FY20 target greater than 7,000 miles between failures].

Strategic Drivers



Safety



Security



Reliability/SGR

Overall Status

(Programs are ongoing)

- Development & Evaluation
- Implementation & Construction
- Operations Activation

Metro has rehabilitated 43 out of the planned 100 buses in FY2022. In FY2022, 47 out of 125 planned engines and 61 out of 150 transmission assemblies have been rebuilt and replaced. 13 out of 100 energy storage systems have been replaced along with the rehabilitation of 122 out of 250 fare boxes. Various other components including axles, HVAC units, pro-heat units and steering boxes are being rebuilt.

FY2022 Funding (\$ Millions)

FY22 Current Budget	FY22 Forecast Range	YTD % Budget Expended
\$47.9	\$46.2 - \$50.2	43%

Funding Sources	YTD Expended
Formula	\$16.1
PRIIA	\$0.0
Other	\$0.0
Federal Subtotal	\$16.1
System Performance	\$3.1
Reimbursable/Other	\$0.0
DC Dedicated Funding	\$0.7
MD Dedicated Funding	\$0.6
VA Non-Restricted Dedicated Funding	\$0.4
VA Restricted Dedicated Funding	\$0.1
Local Subtotal	\$5.0
Debt	\$0.0
Net Accruals	\$-0.5
TOTAL	\$20.6

Active Award Contracts

Contract Number	Vendor	Activity	Award Amount	Award Date	Period of Performance Start Date	Period of Performance End Date
FQ16121	LytX, Inc.	VEHICLE_REHAB	\$495,711	10/8/2021	10/12/2020	10/11/2021
FQ17108B	Johnson Truck Center LLC	REPAIRABLES	\$3,000,000	8/31/2017	9/1/2017	8/31/2019
F20139	Modine Manufacturing Company	VEHICLE_REHAB	\$1,718,806		8/13/2020	8/12/2021
FBMNT222119	Cummins Inc.	VEHICLE_REHAB	\$1,457,618	11/10/2021	11/10/2021	11/9/2022
FQ19036	GENFARE	VEHICLE_REHAB	\$1,361,373	4/12/2021	4/26/2021	4/25/2022
CBMNT211095-1	The Aftermarket Parts Company LLC	VEHICLE_REHAB	\$1,170,548		3/22/2021	3/21/2022
CQ19031E	Neopart Transit LLC	VEHICLE_REHAB	\$958,049	11/25/2020	12/14/2020	12/13/2021
FBTRA222131	LytX, Inc.	VEHICLE_REHAB	\$785,314		2/4/2022	2/2/2023
FQ18147	The Aftermarket Parts Company LLC	VEHICLE_REHAB	\$4,311,719	7/1/2020	8/10/2020	8/9/2021
FQ16147	Albert Kemperle, Inc.	VEHICLE_REHAB	\$643,317	8/10/2020	9/21/2020	9/20/2021
FQ19034	The Aftermarket Parts Company LLC	VEHICLE_REHAB	\$5,051,769	12/3/2020	12/14/2020	12/13/2021
FQ19024C	Gillig Corporation	VEHICLE_REHAB	\$751,406	11/16/2020	11/26/2020	11/25/2021
FQ19084	Johnson & Towers Baltimore Inc	VEHICLE_REHAB	\$18,787,929	9/21/2020	10/18/2021	10/17/2022
CQ18034	Cummins Inc.	VEHICLE_REHAB	\$38,200,000		10/5/2019	10/4/2022
FQ19052A	Johnson & Towers Baltimore Inc	VEHICLE_REHAB	\$3,265,548	9/8/2021	1/23/2021	1/22/2022
FQ17057B	Dartco Transmission Sales & Service, Inc	VEHICLE_REHAB	\$25,000,000		2/27/2021	2/26/2022
FQ17036B	Direct Machinery Outlet Inc.	VEHICLE_REHAB	\$15,318,000		3/27/2021	3/26/2022
FQ15194	CH2M HILL Inc	CONSULT	\$14,343,738		10/30/2020	6/30/2021

WASHINGTON METROPOLITAN TRANSIT AUTHORITY

Contract Number	Vendor	Activity	Award Amount	Award Date	Period of Performance Start Date	Period of Performance End Date
CQ18058B	The Aftermarket Parts Company LLC	VEHICLE_REHAB	\$11,041,456	6/10/2021	6/14/2018	6/13/2022
FQ19022	Cummins Inc.	VEHICLE_REHAB	\$8,328,267	11/13/2020	12/3/2018	12/2/2021
FQ19035	The Aftermarket Parts Company LLC	VEHICLE_REHAB	\$7,395,387	1/6/2021	11/28/2020	11/27/2021
FQ19279BK	North Eastern Bus Rebuilders Inc.	VEHICLE_REHAB	\$6,365,898	5/25/2020	11/29/2019	11/27/2020
F20155	The Aftermarket Parts Company LLC	VEHICLE_REHAB	\$6,682,447	12/10/2020	7/22/2021	7/21/2026
FQ17057A	Johnson & Towers Baltimore Inc	VEHICLE_REHAB	\$26,862,831	9/17/2021	2/27/2020	2/26/2021
FQ15159R	Needles Eye	VEHICLE_REHAB	\$8,417,793	7/19/2021	8/14/2021	8/13/2022

(CIP0006) Bus Fleet Acquisition Program

FY2022 Q2

Initiative Type:	Program	Mode:	Bus
Investment Program:	Acquisition	Location:	Post-Delivery inspections occur at Landover Bus Division - Landover
Investment Category:	Bus, Bus Facilities and Paratransit		

Description

This program acquires and replaces standard 30-foot, 40-foot buses and the articulated buses according to the current Metrobus Fleet Management Plan. It also includes all training required to maintain a bus and the purchase of spare parts.



Expected Outcome

Provides customers with reliable and modern buses as measured by the Bus Fleet Reliability performance indicator [FY20 target greater than 7,000 miles between failures]. Maintains an average fleet age of approximately 7.5 years.

Strategic Drivers



Safety



Security



Reliability/SGR

Overall Status

(Programs are ongoing)

- Development & Evaluation
- Implementation & Construction
- Operations Activation

Metro has received 96 out of the 120 40-foot Clean Diesel buses planned for delivery in FY2022.

FY2022 Funding (\$ Millions)

FY22 Current Budget	FY22 Forecast Range	YTD % Budget Expended
\$65.0	\$66.3 - \$71.3	57%

Funding Sources	YTD Expended
Formula	\$32.2
PRIIA	\$0.0
Other	\$5.6
Federal Subtotal	\$37.8
System Performance	\$0.6
Reimbursable/Other	\$0.0
DC Dedicated Funding	\$0.0
MD Dedicated Funding	\$0.0
VA Non-Restricted Dedicated Funding	\$0.0
VA Restricted Dedicated Funding	\$0.0
Local Subtotal	\$0.7
Debt	\$0.0
Net Accruals	\$-1.5
TOTAL	\$37.0

Active Award Contracts

Contract Number	Vendor	Activity	Award Amount	Award Date	Period of Performance Start Date	Period of Performance End Date
FQ15194	CH2M HILL Inc	CONSULT	\$14,343,738		10/30/2020	6/30/2021
CBMNT211095-A	Cummins, Inc.	3RD_PARTY	\$286,010		10/27/2020	10/26/2025
FQ18001	New Flyer of America Inc	TRAINING	\$258,240,530		7/1/2021	6/30/2022

(CIP0007) Bus Closed Circuit Television Replacement Program

FY2022 Q2

Initiative Type: Program **Mode:** Bus
Investment Program: Maintenance/Overhaul **Location:** Systemwide
Investment Category: Bus, Bus Facilities and Paratransit

Description

This program replaces Metrobus closed circuit television (CCTV) camera systems on-board Metrobus vehicles to maintain a state of good repair on a lifecycle basis.



Expected Outcome

Monitors the interior of buses to deter crime and support the safety of customers and employees as measured by the Metrobus customer injury rate performance indicator [FY20 target of less than 2.45 injuries per million passengers], the bus system employee injury rate performance indicator [FY20 target of less than 9.4 per 200,000 hours worked], and the rate of crimes against passengers performance indicator [FY20 target of less than 5.3 crimes per million passengers or fewer]

Strategic Drivers



Safety



Security



Reliability/SGR

Overall Status

(Programs are ongoing)

- Development & Evaluation
- Implementation & Construction
- Operations Activation

A solicitation for the replacement of Closed Circuit TV (CCTV) units for the entire bus fleet (1,583 buses) is anticipated for release in FY2022.

FY2022 Funding (\$ Millions)

FY22 Current Budget	FY22 Forecast Range	YTD % Budget Expended
\$9.0	\$2.2 - \$4.2	8%

Funding Sources	YTD Expended
Formula	\$0.0
PRIIA	\$0.0
Other	\$0.0
Federal Subtotal	\$0.0
System Performance	\$0.0
Reimbursable/Other	\$0.0
DC Dedicated Funding	\$0.2
MD Dedicated Funding	\$0.2
VA Non-Restricted Dedicated Funding	\$0.2
VA Restricted Dedicated Funding	\$0.1
Local Subtotal	\$0.7
Debt	\$0.0
Net Accruals	\$0.0
TOTAL	\$0.7

Active Award Contracts

Contract Number	Vendor	Activity	Award Amount	Award Date	Period of Performance Start Date	Period of Performance End Date
FQ15186	Luminator Technology Group, Inc.	EQUIP_MATL	\$9,745,151	6/29/2021	8/22/2016	8/31/2021
FQ15194	CH2M HILL Inc	CONSULT	\$14,343,738		10/30/2020	6/30/2021

(CIP0009) Service Vehicle Acquisition Program

FY2022 Q2

Initiative Type:	Program	Mode:	Bus
Investment Program:	Support Equipment/Services	Location:	Systemwide
Investment Category:	Business and Operations Support		

Description

This program acquires non-revenue support vehicles, including police vehicles, primarily to replace vehicles that are past their useful life.



Expected Outcome

Maintains the fleet of service vehicles in a state of good repair and prevents potential reliability problems.

Strategic Drivers



Safety



Security



Reliability/SGR

Overall Status

(Programs are ongoing)

- Development & Evaluation
- Implementation & Construction
- Operations Activation

Metro has received 11 MTPD vehicles and anticipates receiving an additional 103 support vehicles in FY2022.

FY2022 Funding (\$ Millions)

FY22 Current Budget	FY22 Forecast Range	YTD % Budget Expended
\$12.4	\$6.3 - \$6.3	5%

Funding Sources	YTD Expended
Formula	\$0.0
PRIIA	\$0.0
Other	\$0.0
Federal Subtotal	\$0.0
System Performance	\$0.1
Reimbursable/Other	\$0.0
DC Dedicated Funding	\$1.1
MD Dedicated Funding	\$1.0
VA Non-Restricted Dedicated Funding	\$0.7
VA Restricted Dedicated Funding	\$0.2
Local Subtotal	\$3.2
Debt	\$0.0
Net Accruals	\$-2.6
TOTAL	\$0.6

Active Award Contracts

Contract Number	Vendor	Activity	Award Amount	Award Date	Period of Performance Start Date	Period of Performance End Date
0000007675B	Criswell Chevrolet	VEHICLES_OTHER	\$1,235,136		6/7/2021	12/31/2022
CQ19250	Criswell Chevrolet	VEHICLES_OTHER	\$5,695,306		10/21/2019	9/30/2021
CQ19260A	American Truck & Bus, Inc.	VEHICLES_OTHER	\$118,794	5/22/2020	5/29/2020	1/31/2021
0000007675D	Western Star Trucks of Delmarva, LLC	VEHICLES_OTHER	\$349,695	6/7/2021	6/7/2021	12/31/2022
FSVMT211061	Samsara Inc	CONSTRUCTION	\$464,294		10/25/2021	10/24/2026
CQ19260B	Brian Hoskins Ford	VEHICLES_OTHER	\$2,446,943	5/22/2020	5/29/2020	1/31/2021
0000007675A	Brian Hoskins Ford	VEHICLES_OTHER	\$2,451,005		6/6/2021	12/31/2022
0000007675C	Lindsay Ford LLC	VEHICLES_OTHER	\$2,639,772		6/7/2021	12/31/2022
CQ19260C	Lindsay Ford LLC	VEHICLES_OTHER	\$5,017,868	5/22/2020	5/29/2020	2/28/2021
CQ19260D	RK Chevrolet, Inc.	VEHICLES_OTHER	\$1,250,138	5/22/2020	5/29/2020	2/28/2021

(CIP0010) Environmental Compliance Program

FY2022 Q2

Initiative Type: Program **Mode:** Systemwide
Investment Program: Support Equipment/Services **Location:** Systemwide
Investment Category: Business and Operations Support

Description

This program designs, upgrades and replaces equipment and facilities to maintain compliance with environmental regulations and directives from regulatory agencies.



Expected Outcome

Allows Metro operations to continue and protects the region's natural resources and human health.

Strategic Drivers



Safety



Security



Reliability/SGR

Overall Status

(Programs are ongoing)

- Development & Evaluation
- Implementation & Construction
- Operations Activation

Construction of the New Hampshire Ave Chiller Water Treatment Facility began in Q2 of FY2022. A solicitation is being prepared for the replacement of underground storage tanks at New Carrollton and Glenmont yards.

FY2022 Funding (\$ Millions)

FY22 Current Budget	FY22 Forecast Range	YTD % Budget Expended
\$2.9	\$5.6 - \$6.6	30%

Funding Sources	YTD Expended
Formula	\$0.0
PRIIA	\$0.0
Other	\$0.0
Federal Subtotal	\$0.0
System Performance	\$0.9
Reimbursable/Other	\$0.0
DC Dedicated Funding	\$0.0
MD Dedicated Funding	\$0.0
VA Non-Restricted Dedicated Funding	\$0.0
VA Restricted Dedicated Funding	\$0.0
Local Subtotal	\$0.8
Debt	\$0.0
Net Accruals	\$0.1
TOTAL	\$0.9

Active Award Contracts

Contract Number	Vendor	Activity	Award Amount	Award Date	Period of Performance Start Date	Period of Performance End Date
FQ18033C	WSP USA Inc.	CONSULT	\$60,000,000		8/15/2018	8/15/2023
FQ19225	KCI Technologies Inc	CONSULT	\$4,771,607		7/29/2019	7/28/2024
FQ17155	W M Schlosser Co Inc	CONSTRUCTION	\$6,034,147		3/18/2019	5/1/2021
FQ19172A	AECOM, USA, INC.	ENGINEERING	\$15,000,000		11/15/2019	11/14/2024
FQ19172M	Mott MacDonald-WSP Joint Venture	ENGINEERING	\$50,000,000		10/3/2019	10/3/2024
FQ18033B	HNTB Corporation	ENGINEERING	\$65,000,000		8/2/2018	8/1/2023
FQ18033B	HNTB Corporation	ENGINEERING	\$65,000,000		8/2/2018	8/1/2023
FQ19172G	Gannett Fleming Engineers and Architects	ENGINEERING	\$70,250,000		10/3/2019	10/3/2024
FQ19172A	AECOM, USA, INC.	ENGINEERING	\$15,000,000		11/15/2019	11/14/2024

(CIP0015) MetroAccess Fleet Acquisition

FY2022 Q2

Initiative Type:	Program	Mode:	Access
Investment Program:	Acquisition	Location:	Systemwide
Investment Category:	Bus, Bus Facilities and Paratransit		

Description

This program acquires vehicles for the paratransit fleet (MetroAccess), consistent with the MetroAccess fleet plan. Vehicle acquisition includes purchase of vans, minivans and sedans, in addition to making the necessary retrofits to add paratransit equipment and features. This program primarily supports the replacement of paratransit vehicles on a lifecycle basis.



Expected Outcome

Prevents future reliability problems within the fleet as measured by the MetroAccess on-time performance indicator [FY20 target greater than 90% on-time]. Newer vehicles also incorporate updated ADA standards, customer feedback on improvements and improved fuel efficiency.

Strategic Drivers



Safety



Security



Reliability/SGR

Overall Status

(Programs are ongoing)

- Development & Evaluation
- Implementation & Construction
- Operations Activation

Metro anticipates awarding a contract for 100 next generation paratransit vans later in FY2022. Solicitations for 100 minivans and 50 sedans are ongoing. Mobile data terminals and CCTV equipment for the vehicles will also be procured.

FY2022 Funding (\$ Millions)

FY22 Current Budget	FY22 Forecast Range	YTD % Budget Expended
\$16.0	\$7.6 - \$12.6	5%

Funding Sources	YTD Expended
Formula	\$0.5
PRIIA	\$0.0
Other	\$0.0
Federal Subtotal	\$0.5
System Performance	\$0.0
Reimbursable/Other	\$0.0
DC Dedicated Funding	\$0.7
MD Dedicated Funding	\$0.6
VA Non-Restricted Dedicated Funding	\$0.4
VA Restricted Dedicated Funding	\$0.2
Local Subtotal	\$1.9
Debt	\$0.0
Net Accruals	\$-1.6
TOTAL	\$0.8

Active Award Contracts

Contract Number	Vendor	Activity	Award Amount	Award Date	Period of Performance Start Date	Period of Performance End Date
C20128	Sonny Merryman Inc.	PARA_SEDAN	\$6,040,850	7/1/2020	7/1/2020	6/30/2021
FQ19235	Trapeze Software Group Inc	PARA_VAN	\$1,648,779	2/16/2021	2/16/2021	2/15/2022
FQ17031	Lytix, Inc.	PARA_VAN	\$1,989,376		3/8/2020	3/7/2021
FQ16020	Sonny Merryman Inc.	PARA_VAN	\$29,131,203		4/29/2016	4/28/2021
FQ15194	CH2M HILL Inc	PARA_VAN	\$7,200,201	10/29/2018	10/29/2018	10/28/2019
CACCS211238	Sonny Merryman Inc.	PARA_SEDAN	\$1,784,150		2/2/2022	2/1/2023

(CIP0024) Track Rehabilitation Program

FY2022 Q2

Initiative Type: Program **Mode:** Rail
Investment Program: Fixed Rail **Location:** Systemwide
Investment Category: Track and Structures Rehabilitation

Description

This program replaces and rehabilitates the running rail and third rail track infrastructure and components to maintain a state of good repair.



Expected Outcome

Maintains track infrastructure in a state of good repair to prevent potential safety incidents and minimize disruptions to rail service as measured by the Rail Infrastructure Availability performance indicator [FY20 target less than 3.8% of track under performance restrictions].

Strategic Drivers



Safety



Security



Reliability/SGR

Overall Status

(Programs are ongoing)

- Development & Evaluation
- Implementation & Construction
- Operations Activation

Major component rehabilitation work is detailed in the narrative of the CIP Progress Report.

FY2022 Funding (\$ Millions)

FY22 Current Budget	FY22 Forecast Range	YTD % Budget Expended
\$77.1	\$68.8 - \$74.8	46%

Funding Sources	YTD Expended
Formula	\$25.7
PRIIA	\$0.0
Other	\$0.0
Federal Subtotal	\$25.7
System Performance	\$2.0
Reimbursable/Other	\$0.0
DC Dedicated Funding	\$2.8
MD Dedicated Funding	\$2.6
VA Non-Restricted Dedicated Funding	\$1.8
VA Restricted Dedicated Funding	\$0.6
Local Subtotal	\$9.7
Debt	\$0.0
Net Accruals	\$0.2
TOTAL	\$35.7

Active Award Contracts

Contract Number	Vendor	Activity	Award Amount	Award Date	Period of Performance Start Date	Period of Performance End Date
FTRST211040	Stella-Jones Corporation	EQUIP_MATL	\$737,440	7/13/2021	7/19/2021	9/13/2021
FQ15243	Hands On, LLC	3RD_PARTY	\$3,316,093	4/12/2021	4/30/2021	6/30/2021
FQ15243	Hands On, LLC	3RD_PARTY	\$3,316,093	4/12/2021	4/30/2021	6/30/2021
FQ15205	Sharp And Company	3RD_PARTY	\$3,133,811	11/12/2019	11/13/2019	12/3/2019
FQ19027	Piping and Corrosion Specialties, Inc.	3RD_PARTY	\$3,115,410	1/7/2022	2/15/2022	2/14/2023
FQ17132	Unitrac Railroad Materials, Inc.	EQUIP_MATL	\$3,001,839		3/2/2018	3/1/2023
FQ17136R	Delta Railroad Construction	EQUIP_MATL	\$1,348,492		7/20/2017	7/19/2022
CRAIL21004	Net Consulting Group Inc	ENGINEERING	\$1,150,000		7/6/2021	7/6/2023
FTRST211097-FQ	Hands On, LLC	3RD_PARTY	\$342,000	5/17/2021	6/1/2021	5/30/2022
C20065	GRAINGER	EQUIP_MATL	\$5,000,000		11/12/2019	12/31/2022
FQ17133	Atlantic Track & Turnout Co	EQUIP_MATL	\$4,321,365	12/8/2017	12/8/2017	12/7/2019
FQ20000C	Digging & Rigging, Inc.	3RD_PARTY	\$1,200,000	10/15/2021	10/15/2021	2/20/2022
FQ17131	A & K Railroad Materials Inc	EQUIP_MATL	\$10,181,190	6/22/2021	7/18/2021	7/17/2022
FQ17132	Unitrac Railroad Materials, Inc.	EQUIP_MATL	\$4,001,839		3/2/2018	3/1/2023
FQ17095	Bullock Construction Inc	3RD_PARTY	\$60,000,000		6/30/2019	6/29/2020
FQ18033G	Gannett Fleming Engineers and Architects	CONSULT	\$49,000,000		8/23/2018	8/23/2023
C20113	Transportation Management Service Inc	3RD_PARTY	\$10,196,919		5/22/2020	5/21/2022
FQ19172G	Gannett Fleming Engineers and Architects	ENGINEERING	\$70,250,000		10/3/2019	10/3/2024
FQ17129A	Pandrol USA LP	EQUIP_MATL	\$10,020,350		7/13/2017	7/12/2022

WASHINGTON METROPOLITAN TRANSIT AUTHORITY

Contract Number	Vendor	Activity	Award Amount	Award Date	Period of Performance Start Date	Period of Performance End Date
FQ16119	Progress Rail Services Corporation	EQUIP_MATL	\$9,833,150	6/13/2019	7/10/2019	7/9/2020
FQ17131	A & K Railroad Materials Inc	EQUIP_MATL	\$9,332,040		7/18/2017	7/17/2022
C20088B	Yankee Line Transportation Management	3RD_PARTY	\$5,467,383	9/17/2020	6/14/2020	8/17/2020
CQ19104	Dell Marketing LP	EQUIP_MATL	\$194,300,000	7/22/2019	7/22/2019	7/22/2022
C20088B	Yankee Line Transportation Management	3RD_PARTY	\$5,212,036		2/3/2020	2/2/2023
FQ16119	Progress Rail Services Corporation	EQUIP_MATL	\$12,069,650	5/22/2020	7/10/2019	7/9/2020

(CIP0025) Roadway Equipment and Vehicle Program

FY2022 Q2

Initiative Type: Program **Mode:** Rail
Investment Program: Fixed Rail **Location:** Commissioning for equipment will occur at Greenbelt Rail Yard
Investment Category: Track and Structures Rehabilitation

Description

This program acquires roadway maintenance machines (RMM) and equipment primarily to replace RMM and equipment that has reached the end of its useful life and is no longer feasible to maintain.



Expected Outcome

Maximizes productivity of maintenance work through timely replacement of track equipment to address equipment availability, reliability, and fewer work delays due to equipment breakdowns. This state of good repair supports the efficient use of work time for track outages.

Strategic Drivers



Safety



Security



Reliability/SGR

Overall Status

(Programs are ongoing)

- Development & Evaluation
- Implementation & Construction
- Operations Activation

Metro has received four dual rail e-clip installers and one swingloader in FY2022. An additional two swingloaders, two tieplates, drain cleaner, down and under prime mover, and vegetation machine are anticipated to be received in FY2022 (currently undergoing equipment production).

FY2022 Funding (\$ Millions)

FY22 Current Budget	FY22 Forecast Range	YTD % Budget Expended
\$12.6	\$7.9 - \$12.9	24%

Funding Sources	YTD Expended
Formula	\$0.0
PRIIA	\$0.0
Other	\$0.0
Federal Subtotal	\$0.0
System Performance	\$0.0
Reimbursable/Other	\$0.0
DC Dedicated Funding	\$1.0
MD Dedicated Funding	\$0.9
VA Non-Restricted Dedicated Funding	\$0.6
VA Restricted Dedicated Funding	\$0.2
Local Subtotal	\$2.7
Debt	\$0.0
Net Accruals	\$0.3
TOTAL	\$3.0

Active Award Contracts

Contract Number	Vendor	Activity	Award Amount	Award Date	Period of Performance Start Date	Period of Performance End Date
FQ19210-C	Swingmaster Corporation	EQUIPMENT	\$2,726,000	9/3/2019	9/3/2019	9/2/2020
FQ19094	K Neal International Trucks Inc	EQUIP_MATL	\$191,950	3/25/2019	3/26/2019	3/25/2020
FQ19210-A	Racine Railroad Products Inc	EQUIP_MATL	\$1,579,871	11/12/2019	11/12/2019	10/15/2021
FQ19210-C	Swingmaster Corporation	EQUIPMENT	\$2,749,170		9/3/2019	3/2/2021
FQ19106-A	HARSCO Metro Rail LLC	EQUIPMENT	\$3,063,000		10/30/2019	10/29/2020
FQ19196	LTK Engineering Services	ENGINEERING	\$16,977,601		7/23/2019	7/22/2029
FQ19106-B	HARSCO Metro Rail LLC	EQUIP_MATL	\$5,788,200	1/13/2020	1/13/2020	3/30/2022

(CIP0029) Warehouse Vertical Store Unit

FY2022 Q2

Initiative Type: Project **Mode:** Systemwide
Investment Program: Support Equipment/Services **Location:** Metro Supply Facility; Various Storerooms at Railyards and Bus Garages
Investment Category: Business and Operations Support

Description

This project installs and reorganizes vertical and horizontal storage units, shelving and racking for storage of repair parts in order to allow greater storage capacity, inventory accuracy and enhanced safety. This project also upgrades parts storage systems with bar code systems for better parts location features.



Expected Outcome

This project supports Metro's state of good repair.

Strategic Drivers



Safety



Security



Reliability/SGR

Overall Status

Current Project Phase:

- Development & Evaluation
- Implementation & Construction **X**
- Operations Activation

Procurements are being prepared for the relocation of two RemStar units to the new Dulles Rail Yard warehouse and for construction of new storage mezzanines at Main Supply Facility in Landover.

FY2022 Funding (\$ Millions)

FY22 Current Budget	FY22 Forecast Range	YTD % Budget Expended
\$0.1	\$0.1 - \$0.1	0%

Funding Sources	YTD Expended
Formula	\$0.0
PRIIA	\$0.0
Other	\$0.0
Federal Subtotal	\$0.0
System Performance	\$0.0
Reimbursable/Other	\$0.0
DC Dedicated Funding	\$0.0
MD Dedicated Funding	\$0.0
VA Non-Restricted Dedicated Funding	\$0.0
VA Restricted Dedicated Funding	\$0.0
Local Subtotal	\$0.0
Debt	\$0.0
Net Accruals	\$0.0
TOTAL	\$0.0

(CIP0030) Currency Processing Machines

FY2022 Q2

Initiative Type:	Project	Mode:	Systemwide
Investment Program:	Support Equipment/Services	Location:	WMATA Revenue Collection Facility, 3301 Eisenhower Avenue, Alexandria, VA
Investment Category:	Business and Operations Support		

Description

This project acquires currency sorting and handling equipment for bus and rail operations as well as upgrades existing processing hardware and operating software.



Expected Outcome

This project supports Metro's financial responsibility.

Strategic Drivers



Safety



Security



Reliability/SGR

Overall Status

Current Project Phase:

- Development & Evaluation
- Implementation & Construction
- Operations Activation

Metro is completing operating software upgrades to ensure compatibility with the currency processing machine.

FY2022 Funding (\$ Millions)

FY22 Current Budget	FY22 Forecast Range	YTD % Budget Expended
\$0.2	\$0.1 - \$0.1	0%
Funding Sources		YTD Expended
Formula		\$0.0
PRIIA		\$0.0
Other		\$0.0
Federal Subtotal		\$0.0
System Performance		\$0.0
Reimbursable/Other		\$0.0
DC Dedicated Funding		\$0.0
MD Dedicated Funding		\$0.0
VA Non-Restricted Dedicated Funding		\$0.0
VA Restricted Dedicated Funding		\$0.0
Local Subtotal		\$0.0
Debt		\$0.0
Net Accruals		\$0.0
TOTAL		\$0.0

(CIP0033) Revenue Facility Equipment Replacement

FY2022 Q2

Initiative Type: Program **Mode:** Systemwide
Investment Program: Support Equipment/Services **Location:** Systemwide
Investment Category: Business and Operations Support

Description

This program replaces and rehabilitates deteriorated bus bins, cash vaults and other equipment used to collect and transport cash and coins.



Expected Outcome

Improves bus revenue processing reliability by reducing equipment failures.

Strategic Drivers



Safety



Security



Reliability/SGR

Overall Status

(Programs are ongoing)

- Development & Evaluation
- Implementation & Construction
- Operations Activation

Metro planned to replace bus bins and cash vaults to facilitate revenue processing. This effort is being suspended due to fare collection program upgrades. Solicitation for servers is ongoing.

FY2022 Funding (\$ Millions)

FY22 Current Budget	FY22 Forecast Range	YTD % Budget Expended
\$0.4	\$0.3 - \$0.3	0%

Funding Sources	YTD Expended
Formula	\$0.0
PRIIA	\$0.0
Other	\$0.0
Federal Subtotal	\$0.0
System Performance	\$0.0
Reimbursable/Other	\$0.0
DC Dedicated Funding	\$0.0
MD Dedicated Funding	\$0.0
VA Non-Restricted Dedicated Funding	\$0.0
VA Restricted Dedicated Funding	\$0.0
Local Subtotal	\$0.0
Debt	\$0.0
Net Accruals	\$0.0
TOTAL	\$0.0

Active Award Contracts

Contract Number	Vendor	Activity	Award Amount	Award Date	Period of Performance Start Date	Period of Performance End Date
C20074	GENFARE	EQUIP_MATL	\$648,252		12/5/2021	12/4/2022

(CIP0034) Revenue Collection Facility Rehabilitation

FY2022 Q2

Initiative Type: Project **Mode:** Systemwide
Investment Program: Support Equipment/Services **Location:** Alexandria
Investment Category: Business and Operations Support

Description

This project will rehabilitate the high security facility where Metro processes cash revenue and bring it back into a state of good repair.



Expected Outcome

Rehabilitate Metro's facility to maintain efficient and secure revenue collection operations.

Strategic Drivers



Safety



Security



Reliability/SGR

Overall Status

Current Project Phase:

- Development & Evaluation
- Implementation & Construction **X**
- Operations Activation **X**

An RFP is being prepared for Phase 2 of the design of facility improvements in advance of future construction.

FY2022 Funding (\$ Millions)

FY22 Current Budget	FY22 Forecast Range	YTD % Budget Expended
\$2.1	\$0.0 - \$0.0	0%

Funding Sources	YTD Expended
Formula	\$0.0
PRIIA	\$0.0
Other	\$0.0
Federal Subtotal	\$0.0
System Performance	\$0.0
Reimbursable/Other	\$0.0
DC Dedicated Funding	\$0.0
MD Dedicated Funding	\$0.0
VA Non-Restricted Dedicated Funding	\$0.0
VA Restricted Dedicated Funding	\$0.0
Local Subtotal	\$0.0
Debt	\$0.0
Net Accruals	\$0.0
TOTAL	\$0.0

Active Award Contracts

Contract Number	Vendor	Activity	Award Amount	Award Date	Period of Performance Start Date	Period of Performance End Date
FQ19172L	Johnson, Mirmiran & Thompson Inc.	ENGINEERING	\$5,000,000	11/15/2019	11/15/2019	11/14/2024

(CIP0035) Bicycle and Pedestrian Facility Rehabilitation

FY2022 Q2

Initiative Type: Program **Mode:** Rail
Investment Program: Platforms & Structures **Location:** Systemwide
Investment Category: Stations and Passenger Facilities

Description

This program will improve non-vehicular access to Metrorail stations including: replacing bicycle racks and lockers that have reached the end of their useful life; as well as improving sidewalks and curb designs.



Expected Outcome

Improves the safety and security of customers through updated pedestrian access routes and bicycle storage facilities as measured by the Metrorail customer injury rate performance indicator [FY20 target of less than 1.40 injuries per million passengers] and the rate of crimes against passengers performance indicator [FY20 target of less than 5.3 crimes per million passengers or fewer]. Supports the region's goals of reducing vehicle use by providing additional and updated options to access Metrorail facilities by foot or bicycle.

Strategic Drivers



Safety



Security



Reliability/SGR

Overall Status

(Programs are ongoing)

- Development & Evaluation
- Implementation & Construction
- Operations Activation

Metro anticipates installing 100 new automated bicycle lockers and racks that are securable through a mobile application.

FY2022 Funding (\$ Millions)

FY22 Current Budget	FY22 Forecast Range	YTD % Budget Expended
\$3.3	\$1.1 - \$1.6	7%

Funding Sources	YTD Expended
Formula	\$0.0
PRIIA	\$0.0
Other	\$0.0
Federal Subtotal	\$0.0
System Performance	\$0.0
Reimbursable/Other	\$0.0
DC Dedicated Funding	\$0.1
MD Dedicated Funding	\$0.1
VA Non-Restricted Dedicated Funding	\$0.0
VA Restricted Dedicated Funding	\$0.0
Local Subtotal	\$0.2
Debt	\$0.0
Net Accruals	\$0.0
TOTAL	\$0.2

(CIP0036) Procurement Program Support

FY2022 Q2

Initiative Type: Program **Mode:** Systemwide
Investment Program: Support Equipment/Services **Location:** Systemwide
Investment Category: Business and Operations Support

Description

Staff support for capital program procurement activity including support for the management and oversight of Metro's Small Business and Disadvantaged Business Enterprise Programs.



Expected Outcome

Addresses Metro compliance with federal and local jurisdictional regulations including those regarding minority and small business contracting matters and supports timely procurement of capital contracts.

Strategic Drivers



Safety



Security



Reliability/SGR

Overall Status

(Programs are ongoing)

- Development & Evaluation
- Implementation & Construction
- Operations Activation

FY2022 Funding (\$ Millions)

FY22 Current Budget	FY22 Forecast Range	YTD % Budget Expended
\$1.9	\$7.1 - \$8.1	104%

Funding Sources	YTD Expended
Formula	\$0.0
PRIIA	\$0.0
Other	\$0.0
Federal Subtotal	\$0.0
System Performance	\$1.7
Reimbursable/Other	\$0.0
DC Dedicated Funding	\$0.1
MD Dedicated Funding	\$0.1
VA Non-Restricted Dedicated Funding	\$0.1
VA Restricted Dedicated Funding	\$0.0
Local Subtotal	\$2.0
Debt	\$0.0
Net Accruals	\$0.0
TOTAL	\$2.0

(CIP0039) System Planning and Development

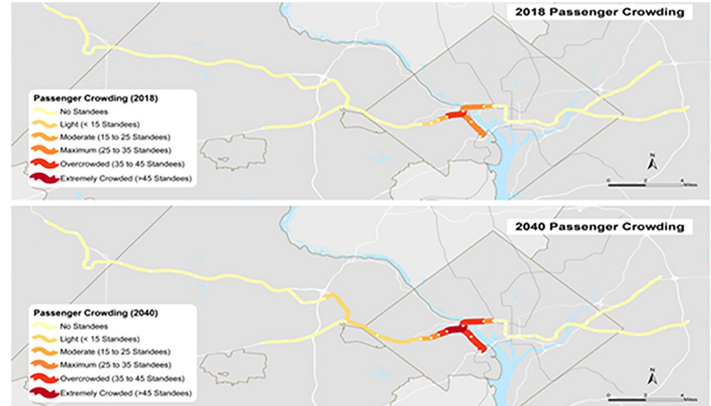
FY2022 Q2

Initiative Type: Program
Investment Program: Support Equipment/Services
Investment Category: Business and Operations Support

Mode: Systemwide
Location: Systemwide

Description

This program conducts near-term and long-range planning studies and produces plans for station improvements that improve pedestrian flow, travel time, customer experience, vertical transportation, bus or rail operations, and station access.



Expected Outcome

Allows Metro to continue to improve service to equitably meet customer and regional needs.

Strategic Drivers



Safety



Security



Reliability/SGR

Overall Status

(Programs are ongoing)

- Development & Evaluation
- Implementation & Construction
- Operations Activation

Metro has a contract with the University of Maryland to study development, zoning and ridership trends to inform planning and system improvements.

FY2022 Funding (\$ Millions)

FY22 Current Budget	FY22 Forecast Range	YTD % Budget Expended
\$3.4	\$2.6 - \$3.6	27%

Funding Sources	YTD Expended
Formula	\$0.0
PRIIA	\$0.0
Other	\$0.0
Federal Subtotal	\$0.0
System Performance	\$0.8
Reimbursable/Other	\$0.0
DC Dedicated Funding	\$0.0
MD Dedicated Funding	\$0.0
VA Non-Restricted Dedicated Funding	\$0.0
VA Restricted Dedicated Funding	\$0.0
Local Subtotal	\$0.8
Debt	\$0.0
Net Accruals	\$0.1
TOTAL	\$0.9

Active Award Contracts

Contract Number	Vendor	Activity	Award Amount	Award Date	Period of Performance Start Date	Period of Performance End Date
C20102K	VHB - Vanasse Hangen Brustlin, Inc.	CONSULT	\$707,534	6/11/2021	10/1/2020	9/30/2023
FQ15005A	AECOM, USA, INC.	CONSULT	\$9,496,870	1/15/2020	1/15/2020	11/16/2020
C20102F	IBI Group Professional Services USA Inc	CONSULT	\$548,127	11/4/2021	11/4/2021	9/30/2023
CQ17127	KORBATO	CONSULT	\$610,500		8/9/2021	8/8/2022
CPLAN211091	MVS, Inc.	IT_SOFTWARE_OTH	\$654,118	12/15/2021	12/8/2020	12/31/2021
C20102B	Cambridge Systematics, Inc.	CONSULT	\$1,678,861	10/4/2021	10/4/2021	10/3/2022
FQ15005C	VHB - Vanasse Hangen Brustlin, Inc.	CONSULT	\$2,690,515	1/15/2020	1/15/2020	10/15/2020
FQ15005B	Kimley-Horn and Associates, Inc.	CONSULT	\$4,958,975	3/27/2020	11/6/2019	11/6/2020
CQ20005	Massachusetts Institute of Technology	CONSULT	\$1,603,194	4/25/2021	7/1/2021	6/30/2024

(CIP0042) Asset Management Software Improvements

FY2022 Q2

Initiative Type: Program **Mode:** Systemwide
Investment Program: IT **Location:** Systemwide
Investment Category: Business and Operations Support

Description

This program evaluates Metro's maturing business practices surrounding asset management and supports software modifications or the purchase and implementation of new software solutions.



Expected Outcome

Allows Metro to track assets throughout their lifecycle from initial procurement to disposal.

Strategic Drivers



Overall Status

(Programs are ongoing)

- Development & Evaluation
- Implementation & Construction
- Operations Activation

Metro anticipates completing tasks related to the decommissioning of the Windchill application and consolidation of PLM functionality into Metro's existing asset management system in FY2022.

FY2022 Funding (\$ Millions)

FY22 Current Budget	FY22 Forecast Range	YTD % Budget Expended
\$1.0	\$0.3 - \$0.3	1%

Funding Sources	YTD Expended
Formula	\$0.0
PRIIA	\$0.0
Other	\$0.0
Federal Subtotal	\$0.0
System Performance	\$0.1
Reimbursable/Other	\$0.0
DC Dedicated Funding	\$0.0
MD Dedicated Funding	\$0.0
VA Non-Restricted Dedicated Funding	\$0.0
VA Restricted Dedicated Funding	\$0.0
Local Subtotal	\$0.1
Debt	\$0.0
Net Accruals	\$0.0
TOTAL	\$0.0

Active Award Contracts

Contract Number	Vendor	Activity	Award Amount	Award Date	Period of Performance Start Date	Period of Performance End Date
FQ15124_SIRC*	Software Information Resource Corporatio	CONSULT	\$0		4/13/2016	4/30/2020

(CIP0043) Bus and Rail Scheduling and Operations Software Improvements

FY2022 Q2

Initiative Type: Project **Mode:** Bus
Investment Program: IT **Location:** Systemwide
Investment Category: Business and Operations Support

Description

This project will acquire scheduling software for both bus and rail scheduling functions.



Expected Outcome

Enables workforce flexibility, efficiency, and compliancy through scheduling that maximally complies with work rules, including fatigue policies. A single enterprise scheduling system will reduce costs associated with operating and maintaining the system.

Strategic Drivers



Safety



Security



Reliability/SGR

Overall Status

Current Project Phase:

- Development & Evaluation
- Implementation & Construction **X**
- Operations Activation **X**

Metro anticipates awarding a contract for Phase 1 of the Bus and Rail scheduling system in Q3. The MetroAccess scheduling system product is anticipated to begin implementation in FY2022.

FY2022 Funding (\$ Millions)

FY22 Current Budget	FY22 Forecast Range	YTD % Budget Expended
\$2.0	\$1.2 - \$1.2	7%

Funding Sources	YTD Expended
Formula	\$0.0
PRIIA	\$0.0
Other	\$0.0
Federal Subtotal	\$0.0
System Performance	\$0.1
Reimbursable/Other	\$0.0
DC Dedicated Funding	\$0.0
MD Dedicated Funding	\$0.0
VA Non-Restricted Dedicated Funding	\$0.0
VA Restricted Dedicated Funding	\$0.0
Local Subtotal	\$0.1
Debt	\$0.0
Net Accruals	\$0.0
TOTAL	\$0.1

Active Award Contracts

WASHINGTON METROPOLITAN TRANSIT AUTHORITY

Contract Number	Vendor	Activity	Award Amount	Award Date	Period of Performance Start Date	Period of Performance End Date
FQ15124_COM	Compass Solutions LLC	CONSULT	\$0		5/1/2019	4/30/2020
FQ15124_ESI	Elegant Enterprise Wide Solutions, Inc.	CONSULT	\$0		5/1/2019	4/30/2020

(CIP0056) Rail Service Management Software Improvements

FY2022 Q2

Initiative Type: Program **Mode:** Rail
Investment Program: IT **Location:** Systemwide
Investment Category: Business and Operations Support

Description

This program will provide software updates and system integration between the Rail Operations Control Center (ROCC) and Passenger Information Display System (PIDS) at each station, ensuring train information is accurate and available to customers.



Expected Outcome

Provides accurate information to Metrorail customers and employees regarding train arrival schedules and service disruptions.

Strategic Drivers



Safety



Security



Reliability/SGR

Overall Status

(Programs are ongoing)

- Development & Evaluation
- Implementation & Construction
- Operations Activation

Metro is continuing to upgrade Passenger Information Display Systems (PIDS). In Q2, Metro deployed Advanced Information Management system software for Silver Line Phase II stations and advanced the software procurement process for the Potomac Yard station.

FY2022 Funding (\$ Millions)

FY22 Current Budget	FY22 Forecast Range	YTD % Budget Expended
\$9.6	\$5.4 - \$5.4	32%

Funding Sources	YTD Expended
Formula	\$0.0
PRIIA	\$0.0
Other	\$0.0
Federal Subtotal	\$0.0
System Performance	\$3.0
Reimbursable/Other	\$0.0
DC Dedicated Funding	\$0.0
MD Dedicated Funding	\$0.0
VA Non-Restricted Dedicated Funding	\$0.0
VA Restricted Dedicated Funding	\$0.0
Local Subtotal	\$3.0
Debt	\$0.0
Net Accruals	\$0.1
TOTAL	\$3.1

Active Award Contracts

Contract Number	Vendor	Activity	Award Amount	Award Date	Period of Performance Start Date	Period of Performance End Date
FQ15124_NFF	Networking for Future, Inc. (NFF, Inc.)	CONSULT	\$0		5/1/2019	4/30/2020
CQ19104	Dell Marketing LP	IT_HARDWRE_RAIL	\$194,300,000	7/22/2019	7/22/2019	7/22/2022
FQ15124_SFA	Susan Fitzgerald & Associates, Inc.	CONSULT	\$0		5/1/2019	4/30/2020
FQ15124_SIRC*	Software Information Resource Corporatio	CONSULT	\$0		4/13/2016	4/30/2020
FQ15124_POW	Powersolv Inc	CONSULT	\$0		5/1/2019	4/30/2020
FQ15124_ANN	AnnuK Incorporated	CONSULT	\$0		5/1/2019	4/30/2020
CIT01222013-PMG	Kambrian Corporation	CONSULT	\$104,514		8/16/2021	8/15/2022
CQ19104	Dell Marketing LP	IT_HARDWARE_OTH	\$194,300,000	7/22/2019	7/22/2019	7/22/2022
CQ15052	ARINC Incorporated	CONSULT	\$3,522,520		1/16/2018	10/31/2021

(CIP0059) 8000-Series Railcars

FY2022 Q2

Initiative Type: Project **Mode:** Rail
Investment Program: Acquisition **Location:** Systemwide
Investment Category: Railcar and Railcar Facilities

Description

This project acquires up to 800 new 8000 series railcars. The initial 360 vehicles replace the 2000 and 3000 series railcars.



Expected Outcome

Acquires new railcars to allow for retirement of the 2000 and 3000 series cars at the end of their 40-year service life. Maintaining the rail fleet in a state of good repair prevents future safety and reliability concerns as measured by the Rail Fleet Reliability performance indicator [FY20 greater than 130,000 miles between delay]. In addition, new railcars reduce maintenance needs, and provides improved customer features.

Strategic Drivers



Safety



Security



Reliability/SGR

Overall Status

Current Project Phase:

- Development & Evaluation
- Implementation & Construction **X**
- Operations Activation

Metro awarded a contract for the 8000 Series and issued a Notice to Proceed (NTP) in March 2021. Conceptual design review is ongoing.

FY2022 Funding (\$ Millions)

FY22 Current Budget	FY22 Forecast Range	YTD % Budget Expended
\$66.2	\$19.7 - \$29.7	5%

Funding Sources	YTD Expended
Formula	\$0.0
PRIIA	\$0.0
Other	\$0.0
Federal Subtotal	\$0.0
System Performance	\$0.0
Reimbursable/Other	\$0.0
DC Dedicated Funding	\$0.1
MD Dedicated Funding	\$0.1
VA Non-Restricted Dedicated Funding	\$0.0
VA Restricted Dedicated Funding	\$0.0
Local Subtotal	\$0.2
Debt	\$13.0
Net Accruals	\$-10.1
TOTAL	\$3.1

Active Award Contracts

Contract Number	Vendor	Activity	Award Amount	Award Date	Period of Performance Start Date	Period of Performance End Date
CQ19038	Hitachi Rail Washington LLC	RAILCARS	\$685,000,000	11/30/2020	11/30/2020	11/29/2030
FQ18149	LTK Engineering Services	ENGINEERING	\$21,628,867		9/18/2018	9/17/2025
FQ15124_LIM	Limbic Systems Inc	CONSULT	\$0		5/1/2019	4/30/2020
FQ15124_POW	Powersolv Inc	CONSULT	\$0		5/1/2019	4/30/2020
FQ15124_SFA	Susan Fitzgerald & Associates, Inc.	CONSULT	\$0		5/1/2019	4/30/2020
FQ15124_SIRC*	Software Information Resource Corporatio	CONSULT	\$0		4/13/2016	4/30/2020


(CIP0063) Rail Vehicle Scheduled Maintenance Program

FY2022 Q2

Initiative Type:	Program	Mode:	Rail
Investment Program:	Maintenance/Overhaul	Location:	Greenbelt Rail Yard; Brentwood Rail Yard
Investment Category:	Railcar and Railcar Facilities		

Description

This program will support scheduled overhauls of approximately one-fifth of the fleet (225 cars) annually. Major rail vehicle systems overhauled include, but are not limited to, replacement of wheels, brakes, traction motors, propulsion systems, HVAC, couplers and vital relays.



Expected Outcome

Maintains the rail fleet in a state of good repair to prevent future safety and reliability concerns as measured by the Rail Fleet Reliability performance indicator [FY20 greater than 130,000 miles between delay] and the Metrorail customer injury rate performance indicator [FY20 target of less than 1.40 injuries per million passengers].

Strategic Drivers



Safety



Security



Reliability/SGR

Overall Status

(Programs are ongoing)

- Development & Evaluation
- Implementation & Construction
- Operations Activation

Metro has conducted Scheduled Maintenance Service (SMS) overhaul on 78 railcars (52 2000/3000 Series, 26 6000 Series) out of a planned 116 railcars for FY2022.

FY2022 Funding (\$ Millions)

FY22 Current Budget	FY22 Forecast Range	YTD % Budget Expended
\$57.2	\$59.7 - \$67.7	65%

Funding Sources	YTD Expended
Formula	\$0.0
PRIIA	\$25.8
Other	\$0.0
Federal Subtotal	\$25.8
System Performance	\$0.1
Reimbursable/Other	\$0.0
DC Dedicated Funding	\$3.8
MD Dedicated Funding	\$3.6
VA Non-Restricted Dedicated Funding	\$2.5
VA Restricted Dedicated Funding	\$0.9
Local Subtotal	\$10.8
Debt	\$0.0
Net Accruals	\$0.7
TOTAL	\$37.3

Active Award Contracts

Contract Number	Vendor	Activity	Award Amount	Award Date	Period of Performance Start Date	Period of Performance End Date
CQ19051	rdg, Inc.	RAIL_REHAB	\$919,200	10/21/2020	12/19/2020	12/18/2021
CCMNT211126-ER	Simmons Machine Tool Corp	RAIL_REHAB	\$523,835		9/17/2021	9/16/2022
C20081	Standard Steel LLC	RAIL_REHAB	\$1,792,000	11/7/2019	11/7/2019	2/5/2020
FQ18033F	DHA/RK&K Joint Venture	CONSULT	\$45,500,000		8/16/2018	8/16/2023
FQ18184	Maintenance Solutions, Inc.	EQUIP_MATL	\$474,110	7/11/2018	7/11/2018	7/10/2020

(CIP0067) Rail Vehicle Safety & Reliability Improvements

FY2022 Q2

Initiative Type: Program **Mode:** Rail
Investment Program: Maintenance/Overhaul **Location:** Systemwide
Investment Category: Railcar and Railcar Facilities

Description

This program performs engineering analysis, diagnosis, testing and resolution of safety, maintenance and operational issues.



Expected Outcome

Improves and maintains the reliability of the railcar fleet as measured by the Rail Fleet Reliability performance indicator [FY20 greater than 130,000 miles between delay].

Strategic Drivers



Safety



Security



Reliability/SGR

Overall Status

(Programs are ongoing)

- Development & Evaluation
- Implementation & Construction
- Operations Activation

Metro is continuing fleet implementation for Precision Station Stop, Converter Function Module, and Stop & Proceed software updates for 2000/3000 and 6000 Series Railcars. Metro is also planning to implement HVAC improvements in railcars.

FY2022 Funding (\$ Millions)

FY22 Current Budget	FY22 Forecast Range	YTD % Budget Expended
\$1.1	\$2.0 - \$3.0	10%

Funding Sources	YTD Expended
Formula	\$0.0
PRIIA	\$0.0
Other	\$0.0
Federal Subtotal	\$0.0
System Performance	\$0.0
Reimbursable/Other	\$0.0
DC Dedicated Funding	\$0.1
MD Dedicated Funding	\$0.1
VA Non-Restricted Dedicated Funding	\$0.1
VA Restricted Dedicated Funding	\$0.0
Local Subtotal	\$0.3
Debt	\$0.0
Net Accruals	\$-0.3
TOTAL	\$0.1

Active Award Contracts

Contract Number	Vendor	Activity	Award Amount	Award Date	Period of Performance Start Date	Period of Performance End Date
FQ19148	LTK Engineering Services	ENGINEERING	\$24,676,051		7/1/2020	6/30/2021
FQ18116	Alstom Signaling Inc	ENGINEERING	\$1,548,462	9/25/2018	9/27/2018	9/26/2021

(CIP0072) Elevator Rehabilitation Program

FY2022 Q2

Initiative Type: Program **Mode:** Rail
Investment Program: Vertical Transportation **Location:** Systemwide
Investment Category: Stations and Passenger Facilities

Description

This program rehabilitates elevators at Metrorail stations across the system including the replacement of internal elevator components and lighting upgrades to maintain a state of good repair.



Expected Outcome

Maintains elevators in a state of good repair to preserve availability as measured by the Elevator Availability key performance indicator [FY20 target greater than 97%].

Strategic Drivers



Safety



Security



Reliability/SGR

Overall Status

(Programs are ongoing)

- Development & Evaluation
- Implementation & Construction
- Operations Activation

Metro has rehabilitated two elevator units in FY2022, with work ongoing on three units at Forest Glen. Seven additional are planned for completion in FY2022.

FY2022 Funding (\$ Millions)

FY22 Current Budget	FY22 Forecast Range	YTD % Budget Expended
\$9.0	\$4.1 - \$4.1	14%

Funding Sources	YTD Expended
Formula	\$0.0
PRIIA	\$0.9
Other	\$0.0
Federal Subtotal	\$0.9
System Performance	\$0.0
Reimbursable/Other	\$0.0
DC Dedicated Funding	\$0.1
MD Dedicated Funding	\$0.1
VA Non-Restricted Dedicated Funding	\$0.1
VA Restricted Dedicated Funding	\$0.0
Local Subtotal	\$0.4
Debt	\$0.0
Net Accruals	\$-0.1
TOTAL	\$1.2

Active Award Contracts

Contract Number	Vendor	Activity	Award Amount	Award Date	Period of Performance Start Date	Period of Performance End Date
FQ14021R	Tompkins/Mid-American JV	CONSTRUCTION	\$44,159,004	9/27/2019	12/3/2019	3/31/2020
FQ18060	Benons LLC dba Falcon Transport	3RD_PARTY	\$1,915,996	9/22/2021	10/15/2021	10/14/2022

(CIP0073) Escalator Rehabilitation Program

FY2022 Q2

Initiative Type: Program **Mode:** Rail
Investment Program: Vertical Transportation **Location:** Systemwide
Investment Category: Stations and Passenger Facilities

Description

This program rehabilitates escalators to maintain a state of good repair.



Expected Outcome

Maintains escalators in a state of good repair to prevent potential safety issues and preserve availability as measured by the Escalator Availability key performance indicator [FY20 target greater than 92%].

Strategic Drivers



Safety



Security



Reliability/SGR

Overall Status

(Programs are ongoing)

- Development & Evaluation
- Implementation & Construction
- Operations Activation

Metro has rehabilitated 10 units at various locations in FY2022 out of a planned total of 23.

FY2022 Funding (\$ Millions)

FY22 Current Budget	FY22 Forecast Range	YTD % Budget Expended
\$18.0	\$18.9 - \$20.9	53%

Funding Sources	YTD Expended
Formula	\$0.0
PRIIA	\$7.2
Other	\$0.0
Federal Subtotal	\$7.2
System Performance	\$0.0
Reimbursable/Other	\$0.0
DC Dedicated Funding	\$0.3
MD Dedicated Funding	\$0.3
VA Non-Restricted Dedicated Funding	\$0.2
VA Restricted Dedicated Funding	\$0.1
Local Subtotal	\$0.8
Debt	\$0.0
Net Accruals	\$1.5
TOTAL	\$9.5

Active Award Contracts

Contract Number	Vendor	Activity	Award Amount	Award Date	Period of Performance Start Date	Period of Performance End Date
FQ19006	TMAKm Joint Venture	CONSTRUCTION	\$65,383,719	8/28/2019	8/28/2019	8/27/2024

(CIP0076) Rail System Power Upgrades

FY2022 Q2

Initiative Type:	Project	Mode:	Rail
Investment Program:	Power	Location:	Franconia-Springfield, King St., Pentagon City, Greenbelt, West Hyattsville, Tenleytown, Takoma Park, PG Plaza
Investment Category:	Rail Systems		

Description

This project will upgrade and replace electrical infrastructure equipment to improve performance of the rail power system and accommodate additional eight-car trains. Upgrades to the rail power infrastructure include Traction Power Substations, Tie Breaker Stations, cabling, and transformers to both increase system capacity and reliability. Future upgrades on the red, yellow, and green lines will be completed with the needed state of good repair work under CIP0253.



Expected Outcome

Contributes to Metro's ability to operate more 8-car trains in revenue service to increase capacity, reduce crowding, and improve the riding experience for Metrorail customers.

Strategic Drivers



Safety



Security



Reliability/SGR

Overall Status

Current Project Phase:

Development & Evaluation	
Implementation & Construction	X
Operations Activation	X

Metro completed installation of Tie Breaker Station equipment at Prince George's Plaza. Installation of Traction Power Substation (TPSS) is ongoing at various locations across the system.

FY2022 Funding (\$ Millions)

FY22 Current Budget	FY22 Forecast Range	YTD % Budget Expended
\$25.7	\$34.5 - \$38.5	79%

Funding Sources	YTD Expended
Formula	\$0.0
PRIIA	\$0.0
Other	\$0.0
Federal Subtotal	\$0.0
System Performance	\$0.0
Reimbursable/Other	\$1.4
DC Dedicated Funding	\$1.9
MD Dedicated Funding	\$1.7
VA Non-Restricted Dedicated Funding	\$1.2
VA Restricted Dedicated Funding	\$0.4
Local Subtotal	\$6.6
Debt	\$13.6
Net Accruals	\$0.1
TOTAL	\$20.3

Active Award Contracts

Contract Number	Vendor	Activity	Award Amount	Award Date	Period of Performance Start Date	Period of Performance End Date
FQ18033D	Jacobs Engineering Group, Inc.	CONSULT	\$82,500,000		8/21/2018	8/21/2023
FCMOWE21007	ETAP Automation - USA	ENGINEERING	\$210,000	7/2/2021	7/6/2021	7/5/2022
CQ18173-COOP	Graybar Electric Co Inc	EQUIP_MATL	\$5,000,000		10/30/2018	1/31/2023
FQ18033A	Parsons Transportation Group Inc	CONSULT	\$55,000,000		9/24/2018	9/24/2023
FQ17165	C3M Power Systems, LLC	CONSTRUCTION	\$60,121,710	4/12/2018	4/19/2018	4/18/2023
FQ18033C	WSP USA Inc.	CONSULT	\$65,000,000		8/15/2018	8/15/2023
FQ17165	C3M Power Systems, LLC	CONSTRUCTION	\$77,046,315		4/12/2018	6/30/2022
FQ19061	C3M Power Systems, LLC	CONSTRUCTION	\$80,071,512		5/1/2019	11/30/2021
FQ18033G	Gannett Fleming Engineers and Architects	CONSULT	\$82,000,000		8/23/2018	8/23/2023
FQ19061	C3M Power Systems, LLC	CONSTRUCTION	\$80,071,512		5/1/2019	11/30/2021

(CIP0087) Station and Facility Restoration Program

FY2022 Q2

Initiative Type: Program **Mode:** Rail
Investment Program: Platforms & Structures **Location:** Systemwide
Investment Category: Stations and Passenger Facilities

Description

This program consists of evaluation of station condition, replacement of worn materials and fixtures, thorough cleaning and power washing of concrete and architectural features and the rehabilitation of restrooms. Each Metrorail station is scheduled for restoration approximately every four years.



Expected Outcome

Provides customers and employees with a safe, clean and well-maintained environment.

Strategic Drivers



Safety



Security



Reliability/SGR

Overall Status

(Programs are ongoing)

- Development & Evaluation
- Implementation & Construction
- Operations Activation

Two stations out of a planned 16 have been restored in FY2022. In Q2, restoration was ongoing at White Flint, Benning Road, and National Airport.

FY2022 Funding (\$ Millions)

FY22 Current Budget	FY22 Forecast Range	YTD % Budget Expended
\$11.2	\$11.2 - \$11.2	65%

Funding Sources	YTD Expended
Formula	\$0.0
PRIIA	\$0.0
Other	\$0.0
Federal Subtotal	\$0.0
System Performance	\$0.0
Reimbursable/Other	\$0.0
DC Dedicated Funding	\$2.2
MD Dedicated Funding	\$2.0
VA Non-Restricted Dedicated Funding	\$1.4
VA Restricted Dedicated Funding	\$0.5
Local Subtotal	\$6.1
Debt	\$0.1
Net Accruals	\$1.1
TOTAL	\$7.2

Active Award Contracts

Contract Number	Vendor	Activity	Award Amount	Award Date	Period of Performance Start Date	Period of Performance End Date
FQ16148	C3M Power Systems, LLC	CONSTRUCTION	\$116,556,317		5/10/2017	6/30/2022
FQ18033G	Gannett Fleming Engineers and Architects	CONSULT	\$70,000,000		8/23/2018	8/23/2023
FQ18033F	DHA/RK&K Joint Venture	CONSULT	\$55,000,000		8/16/2018	8/16/2023
C20065	GRAINGER	EQUIP_MATL	\$5,000,000		11/12/2019	12/31/2022
C20049	Herc Rentals Inc.	EQUIP_MATL	\$2,000,000		11/1/2019	10/31/2023
C20023	RPS Corporation	EQUIP_MATL	\$210,550	12/20/2019	12/20/2019	12/18/2020

(CIP0088) Station Entrance Canopy Installation

FY2022 Q2

Initiative Type: Project **Mode:** Rail
Investment Program: Platforms & Structures **Location:** Systemwide
Investment Category: Stations and Passenger Facilities

Description

This project installs new station entrance canopies over entry escalators and stairways.



Expected Outcome

Improves the reliability and useful life of escalators by protecting escalators and stairways from exposure to weather as measured by the Escalator Availability key performance indicator [FY20 target greater than 92%]. Provides additional coverage for customers as they enter and exit the station.

Strategic Drivers



Safety



Security



Reliability/SGR

Overall Status

Current Project Phase:

Development & Evaluation
 Implementation & Construction **X**
 Operations Activation **X**

Metro completed work on the Judiciary Square (South) stairs in Q1 and continues work on the installation of the DuPont Circle (North) canopy- anticipated to be completed by the end of FY2022. A contract for Phase 4 of the project was awarded in Q1. Work on the stairway installation at Bethesda is anticipated to begin in Q3 of FY2022.

FY2022 Funding (\$ Millions)

FY22 Current Budget	FY22 Forecast Range	YTD % Budget Expended
\$4.2	\$5.8 - \$5.8	75%

Funding Sources	YTD Expended
Formula	\$0.3
PRIIA	\$0.0
Other	\$0.0
Federal Subtotal	\$0.3
System Performance	\$0.1
Reimbursable/Other	\$0.0
DC Dedicated Funding	\$0.8
MD Dedicated Funding	\$0.7
VA Non-Restricted Dedicated Funding	\$0.5
VA Restricted Dedicated Funding	\$0.2
Local Subtotal	\$2.2
Debt	\$0.0
Net Accruals	\$0.7
TOTAL	\$3.1

Active Award Contracts

Contract Number	Vendor	Activity	Award Amount	Award Date	Period of Performance Start Date	Period of Performance End Date
FQ18033C	WSP USA Inc.	CONSULT	\$60,000,000		8/15/2018	8/15/2023
FQ18110	CHK America Inc	EQUIP_MATL	\$8,635,950	3/10/2021	4/12/2021	4/11/2022
FQ15104	F.H. Paschen, S.N. Nielsen & Assoc., LLC	CONSTRUCTION	\$29,135,000		4/14/2016	4/13/2020
FMCAP211066	Clark Construction Group, LLC	CONSTRUCTION	\$36,109,000	8/18/2021	9/16/2021	8/17/2026
FQ18033F	DHA/RK&K Joint Venture	CONSULT	\$45,500,000		8/16/2018	8/16/2023
FQ18033B	HNTB Corporation	ENGINEERING	\$65,000,000		8/2/2018	8/1/2023
FQ18033F	DHA/RK&K Joint Venture	CONSULT	\$45,500,000		8/16/2018	8/16/2023

(CIP0099) Joint Development Program Support

FY2022 Q2

Initiative Type: Program **Mode:** Systemwide
Investment Program: Support Equipment/Services **Location:** Systemwide
Investment Category: Business and Operations Support

Description

This program supports the technical, legal, real estate advisory, and related services to support joint development planning and execution.



Expected Outcome

Allows Metro to perform appropriate due diligence and accelerates the joint development process to increase ridership and economic development.

Strategic Drivers



Safety



Security



Reliability/SGR

Overall Status

(Programs are ongoing)

- Development & Evaluation
- Implementation & Construction
- Operations Activation

Metro is continuing the transactional work that is required to enter into joint development agreements with various developers, including at West Falls Church.

FY2022 Funding (\$ Millions)

FY22 Current Budget	FY22 Forecast Range	YTD % Budget Expended
\$2.1	\$1.7 - \$1.7	0%

Funding Sources	YTD Expended
Formula	\$0.0
PRIIA	\$0.0
Other	\$0.0
Federal Subtotal	\$0.0
System Performance	\$0.2
Reimbursable/Other	\$0.0
DC Dedicated Funding	\$0.1
MD Dedicated Funding	\$0.1
VA Non-Restricted Dedicated Funding	\$0.1
VA Restricted Dedicated Funding	\$0.0
Local Subtotal	\$0.5
Debt	\$0.0
Net Accruals	\$-0.5
TOTAL	\$0.0

Active Award Contracts

Contract Number	Vendor	Activity	Award Amount	Award Date	Period of Performance Start Date	Period of Performance End Date
FQ18033C	WSP USA Inc.	CONSULT	\$60,000,000		8/15/2018	8/15/2023

(CIP0101) Internal Compliance Capital Management Support

FY2022 Q2

Initiative Type: Program **Mode:** Systemwide
Investment Program: Support Equipment/Services **Location:** Systemwide
Investment Category: Business and Operations Support

Description

This program supports the performance of internal audits and oversight of the capital program.



Expected Outcome

Allows Metro's capital program to be executed with strong organizational governance, internal controls and effective risk management.

Strategic Drivers



Overall Status

(Programs are ongoing)

- Development & Evaluation
- Implementation & Construction
- Operations Activation

Nine out of fifteen planned audits have been initiated in FY2022.

FY2022 Funding (\$ Millions)

FY22 Current Budget	FY22 Forecast Range	YTD % Budget Expended
\$1.0	\$1.2 - \$1.2	%

Funding Sources	YTD Expended
Formula	\$0.0
PRIIA	\$0.0
Other	\$0.0
Federal Subtotal	\$0.0
System Performance	\$0.3
Reimbursable/Other	\$0.0
DC Dedicated Funding	\$0.0
MD Dedicated Funding	\$0.0
VA Non-Restricted Dedicated Funding	\$0.0
VA Restricted Dedicated Funding	\$0.0
Local Subtotal	\$0.3
Debt	\$0.0
Net Accruals	\$-0.3
TOTAL	\$0.0

Active Award Contracts

Contract Number	Vendor	Activity	Award Amount	Award Date	Period of Performance Start Date	Period of Performance End Date
CQ17013C	Crowe Horwath LLP	CONSULT	\$8,955,982	3/15/2021	4/23/2020	1/2/2021
CINCP211174-W02	Ernst & Young U.S. LLP	CONSULT	\$4,743,904	9/13/2021	9/13/2021	9/12/2023
FQ15124_ERP	ERP Analysts Inc.	CONSULT	\$0	5/28/2021	5/1/2019	4/30/2020

(CIP0102) Police District III Substation

FY2022 Q2

Initiative Type:	Project	Mode:	Systemwide
Investment Program:	MTPD	Location:	Prince George's County
Investment Category:	Business and Operations Support		

Description

This project provides a permanent and dedicated transit police substation by renovating a former child care facility at Morgan Boulevard rail station to serve as a police substation with administrative office workspace, locker rooms, a break room, gym, interview rooms, and other workspaces.



Expected Outcome

Improves the distribution of police personnel to strengthen customer safety and security through reduced response times to police calls as measured by the Metrorail customer injury rate performance indicator [FY20 target of less than 1.40 injuries per million passengers], the Metrobus customer injury rate performance indicator [FY20 target of less than 2.45 injuries per million passengers] and the rate of crimes against passengers performance indicator [FY20 target of less than 5.3 crimes per million passengers or fewer].

Strategic Drivers



Safety



Security



Reliability/SGR

Overall Status

Current Project Phase:

Development & Evaluation	
Implementation & Construction	X
Operations Activation	

Metro is preparing to begin construction on the new MTPD District III Substation at Morgan Boulevard in FY2022.

FY2022 Funding (\$ Millions)

FY22 Current Budget	FY22 Forecast Range	YTD % Budget Expended
\$6.3	\$1.4 - \$4.4	1%

Funding Sources	YTD Expended
Formula	\$0.0
PRIIA	\$0.0
Other	\$0.0
Federal Subtotal	\$0.0
System Performance	\$0.0
Reimbursable/Other	\$0.0
DC Dedicated Funding	\$0.0
MD Dedicated Funding	\$0.0
VA Non-Restricted Dedicated Funding	\$0.0
VA Restricted Dedicated Funding	\$0.0
Local Subtotal	\$0.0
Debt	\$0.0
Net Accruals	\$0.1
TOTAL	\$0.1

Active Award Contracts

Contract Number	Vendor	Activity	Award Amount	Award Date	Period of Performance Start Date	Period of Performance End Date
FQ18033A	Parsons Transportation Group Inc	CONSULT	\$55,000,000		9/24/2018	9/24/2023

(CIP0127) Transit Police Support Equipment

FY2022 Q2

Initiative Type: Program **Mode:** Systemwide
Investment Program: MTPD **Location:** Systemwide
Investment Category: Business and Operations Support

Description

This program will provide acquisition and lifecycle replacement of various support equipment for the Metro Transit Police Department (MTPD).



Expected Outcome

Addresses the security of Metro's passengers and employees by properly equipping MTPD as measured by the rate of crimes against passengers performance indicator [FY20 target of less than 5.3 crimes per million passengers or fewer].

Strategic Drivers



Safety



Security



Reliability/SGR

Overall Status

(Programs are ongoing)

- Development & Evaluation
- Implementation & Construction
- Operations Activation

Metro is currently soliciting replacement X-Ray equipment.

FY2022 Funding (\$ Millions)

FY22 Current Budget	FY22 Forecast Range	YTD % Budget Expended
\$0.5	\$0.7 - \$1.7	0%

Funding Sources	YTD Expended
Formula	\$0.0
PRIIA	\$0.0
Other	\$0.0
Federal Subtotal	\$0.0
System Performance	\$0.0
Reimbursable/Other	\$0.0
DC Dedicated Funding	\$0.1
MD Dedicated Funding	\$0.1
VA Non-Restricted Dedicated Funding	\$0.1
VA Restricted Dedicated Funding	\$0.0
Local Subtotal	\$0.2
Debt	\$0.0
Net Accruals	\$-0.2
TOTAL	\$0.0

Active Award Contracts

Contract Number	Vendor	Activity	Award Amount	Award Date	Period of Performance Start Date	Period of Performance End Date
CQ19120R	Safeware Inc	EQUIP_MATL	\$2,366,031		12/28/2021	9/30/2022

(CIP0131) Capital Program Financing Support

FY2022 Q2

Initiative Type: Program **Mode:** Systemwide
Investment Program: Support Equipment/Services **Location:** Systemwide
Investment Category: Business and Operations Support

Description

This program funds the availability fees and interest expense for Metro's short-term line of credit used for capital program expenditures.



Expected Outcome

Provides Metro access to short-term borrowing to fund the capital program.

Strategic Drivers



Safety



Security



Reliability/SGR

Overall Status

(Programs are ongoing)

- Development & Evaluation
- Implementation & Construction
- Operations Activation

FY2022 Funding (\$ Millions)

FY22 Current Budget	FY22 Forecast Range	YTD % Budget Expended
\$1.9	\$0.8 - \$0.8	14%

Funding Sources	YTD Expended
Formula	\$0.0
PRIIA	\$0.0
Other	\$0.0
Federal Subtotal	\$0.0
System Performance	\$0.0
Reimbursable/Other	\$0.0
DC Dedicated Funding	\$0.1
MD Dedicated Funding	\$0.1
VA Non-Restricted Dedicated Funding	\$0.1
VA Restricted Dedicated Funding	\$0.0
Local Subtotal	\$0.3
Debt	\$0.0
Net Accruals	\$0.0
TOTAL	\$0.3

Active Award Contracts

Contract Number	Vendor	Activity	Award Amount	Award Date	Period of Performance Start Date	Period of Performance End Date
CQ19224	SS&C Technologies, Inc.	OTHER	\$385,000	8/29/2019	8/30/2019	8/28/2022

(CIP0132) Escalator and Elevator Overhaul Program

FY2022 Q2

Initiative Type: Program **Mode:** Rail
Investment Program: Vertical Transportation **Location:** Systemwide
Investment Category: Stations and Passenger Facilities

Description

This program rehabilitates or replaces escalator and elevator components based on condition and asset management criteria.



Expected Outcome

Maintains elevators and escalators in a state of good repair to preserve availability as measured by the Elevator Availability key performance indicator [FY20 target greater than 97%] and the Escalator Availability key performance indicator [FY20 target greater than 92%].

Strategic Drivers



Safety



Security



Reliability/SGR

Overall Status

(Programs are ongoing)

- Development & Evaluation
- Implementation & Construction
- Operations Activation

Metro continues to replace speed reducer motors, key switches, lubricants, rack and axle units, and refurbished gearboxes, brake boards and escalator steps. Additionally, glass unit sanitizers and internal sanitizers are being installed.

FY2022 Funding (\$ Millions)

FY22 Current Budget	FY22 Forecast Range	YTD % Budget Expended
\$6.6	\$7.1 - \$9.1	49%

Funding Sources	YTD Expended
Formula	\$0.0
PRIIA	\$0.0
Other	\$0.0
Federal Subtotal	\$0.0
System Performance	\$0.0
Reimbursable/Other	\$0.0
DC Dedicated Funding	\$1.1
MD Dedicated Funding	\$1.0
VA Non-Restricted Dedicated Funding	\$0.7
VA Restricted Dedicated Funding	\$0.2
Local Subtotal	\$3.1
Debt	\$0.0
Net Accruals	\$0.1
TOTAL	\$3.2

Active Award Contracts

Contract Number	Vendor	Activity	Award Amount	Award Date	Period of Performance Start Date	Period of Performance End Date
CELES211082-A	Glebe Electronics Inc	EQUIP_MATL	\$402,981	1/28/2021	12/18/2020	11/19/2023
FQ19097	Admiral Elevator Co., Inc.	EQUIP_MATL	\$6,370,427	7/19/2021	4/18/2020	5/18/2020
FQ19258	ECS Corporation	EQUIP_MATL	\$4,292,820	8/28/2019	9/24/2019	9/26/2022
F20234	ECS Corporation	EQUIP_MATL	\$3,108,780	12/21/2020	12/21/2020	12/20/2023
FQ17041C	ECS Corporation	EQUIP_MATL	\$2,060,088		1/13/2017	1/30/2021
FQ17041A	Glebe Electronics Inc	EQUIP_MATL	\$540,000	1/13/2017	1/13/2017	2/28/2020

(CIP0133) Train Detection and Warning System

FY2022 Q2

Initiative Type:	Project	Mode:	Systemwide
Investment Program:	Signals & Communications	Location:	Systemwide
Investment Category:	Rail Systems		

Description

This project is for the design and installation of a wayside intrusion detection system within Metro's railcar train wash systems, service and inspection areas.



Expected Outcome

Protects the safety of Metro employees by alerting them to nearby train movement as measured by the Metrorail system employee injury rate performance indicator [FY20 target of less than 3.4 per 200,000 hours worked].

Strategic Drivers



Safety



Security



Reliability/SGR

Overall Status

Current Project Phase:

Development & Evaluation	X
Implementation & Construction	X
Operations Activation	

Metro anticipates installing motion warning systems at six train wash stations- West Falls Church, Greenbelt, Glenmont, Alexandria, Branch Avenue, and New Carrollton railyards by Q3 of FY2022.

FY2022 Funding (\$ Millions)

FY22 Current Budget	FY22 Forecast Range	YTD % Budget Expended
\$0.1	\$2.7 - \$2.7	2219%

Funding Sources	YTD Expended
Formula	\$0.0
PRIIA	\$0.0
Other	\$0.0
Federal Subtotal	\$0.0
System Performance	\$0.0
Reimbursable/Other	\$0.0
DC Dedicated Funding	\$0.7
MD Dedicated Funding	\$0.6
VA Non-Restricted Dedicated Funding	\$0.4
VA Restricted Dedicated Funding	\$0.2
Local Subtotal	\$2.0
Debt	\$0.0
Net Accruals	\$-0.1
TOTAL	\$1.9

(CIP0136) Radio Infrastructure Replacement

FY2022 Q2

Initiative Type:	Project	Mode:	Rail
Investment Program:	Signals & Communications	Location:	Systemwide
Investment Category:	Rail Systems		

Description

This project replaces the existing Metro's radio system operating in the 450-490 MHz frequency band with a new system operating in the 700 MHz band, as required by the Federal Communications Commission (FCC). In addition, wireless signal communications will be installed throughout the tunnel system allowing customers to utilize wireless service while underground.



Expected Outcome

Improves Metro's ability to communicate with first responders in the surrounding jurisdictions efficiently. Increases internal efficiency by enabling employees to communicate with the Operations Control Center and management seamlessly throughout the system. Also, provides wireless coverage throughout the underground portions of Metrorail, which improves the customer's riding experience and makes Metrorail a more attractive commuting option.

Strategic Drivers



Safety



Security



Reliability/SGR

Overall Status

Current Project Phase:

Development & Evaluation	
Implementation & Construction	X
Operations Activation	

700/800 MHz radio fiber installation continues above ground (estimated 55% complete) and below ground (estimated 83% complete)

FY2022 Funding (\$ Millions)

FY22 Current Budget	FY22 Forecast Range	YTD % Budget Expended
\$46.4	\$38.6 - \$48.6	58%

Funding Sources	YTD Expended
Formula	\$0.0
PRIIA	\$13.4
Other	\$0.0
Federal Subtotal	\$13.5
System Performance	\$3.4
Reimbursable/Other	\$1.2
DC Dedicated Funding	\$0.6
MD Dedicated Funding	\$0.6
VA Non-Restricted Dedicated Funding	\$0.4
VA Restricted Dedicated Funding	\$0.1
Local Subtotal	\$6.3
Debt	\$0.0
Net Accruals	\$6.9
TOTAL	\$26.7

Active Award Contracts

Contract Number	Vendor	Activity	Award Amount	Award Date	Period of Performance Start Date	Period of Performance End Date
C20088B	Yankee Line Transportation Management	3RD_PARTY	\$5,467,383	8/10/2020	8/10/2020	8/17/2020
CQ18173-COOP	Graybar Electric Co Inc	EQUIP_MATL	\$5,000,000		10/30/2018	1/31/2023
CQ18173-COOP	Graybar Electric Co Inc	EQUIP_MATL	\$5,000,000		10/30/2018	1/31/2023
FQ15205	Sharp And Company	EQUIP_MATL	\$4,544,391	6/1/2020	1/8/2020	1/7/2021
C20088B	Yankee Line Transportation Management	CONSULT	\$5,467,383	9/17/2020	6/14/2020	8/17/2020
FQ19166	eVigilant Security	IT_HARDWARE_OTH	\$1,556,085	4/9/2019	4/9/2019	4/8/2020
C20065	GRAINGER	EQUIP_MATL	\$5,000,000		11/12/2019	12/31/2022
FQ17028	Wholesale Electric Caribe Inc	EQUIP_MATL	\$105,991	12/5/2018	12/5/2018	12/6/2019
FQ18050 (E)	Anixter Wire And Cable	EQUIP_MATL	\$4,000,000	4/18/2018	4/18/2018	4/22/2023
C20113	Transportation Management Service Inc	3RD_PARTY	\$10,784,752		5/22/2020	5/21/2022
FQ18033A	Parsons Transportation Group Inc	CONSULT	\$45,000,000		9/24/2018	9/24/2023
FQ18033A	Parsons Transportation Group Inc	CONSULT	\$45,000,000		9/24/2018	9/24/2023
FQ18033F	DHA/RK&K Joint Venture	CONSULT	\$60,000,000		8/16/2018	8/16/2023
CQ19104	Dell Marketing LP	IT_HARDWARE_OTH	\$60,000,000	7/22/2019	7/22/2019	7/22/2022
FQ15000	Motorola Solutions Inc.	CONSTRUCTION	\$203,750,790		12/28/2016	12/21/2022
FQ15000	Motorola Solutions Inc.	CONSTRUCTION	\$203,750,790		12/28/2016	12/21/2022
FQ15000	Motorola Solutions Inc.	CONSTRUCTION	\$203,750,790		12/28/2016	12/21/2022
C20113	Transportation Management Service Inc	3RD_PARTY	\$7,330,759		5/22/2020	5/21/2021
C20065	GRAINGER	EQUIP_MATL	\$5,000,000		11/12/2019	12/31/2022


(CIP0139) Tunnel Fan Control Panels Replacement

FY2022 Q2

Initiative Type: Project **Mode:** Rail
Investment Program: Signals & Communications **Location:** Systemwide
Investment Category: Rail Systems

Description

This project replaces the existing Tunnel Fan Control Panels, Tunnel Ventilation Control System Programmable Logic Controls (PLC), and Electric Infrastructure in tunnel vent shafts with modern equipment that meets current safety standards and requirements. The overall project will replace 69 pneumatic logic control (PLC) panel boxes located in the tunnel fan shafts to address the FTA corrective action plan. These control boxes allow Metro to operate and monitor control of the tunnel fan system.



Expected Outcome

This project supports Metro's safety goals.

Strategic Drivers



Safety



Security



Reliability/SGR

Overall Status

Current Project Phase:

Development & Evaluation **X**
 Implementation & Construction **X**
 Operations Activation **X**

Metro has received the additional 10 Programmable Logic Control (PLC) panels to replace pneumatic control boxes for tunnel ventilation fans. Two out of a planned eight units have been installed in FY2022.

FY2022 Funding (\$ Millions)

FY22 Current Budget	FY22 Forecast Range	YTD % Budget Expended
\$6.8	\$1.9 - \$1.9	17%

Funding Sources	YTD Expended
Formula	\$0.0
PRIIA	\$0.1
Other	\$0.0
Federal Subtotal	\$0.1
System Performance	\$0.0
Reimbursable/Other	\$0.0
DC Dedicated Funding	\$0.3
MD Dedicated Funding	\$0.3
VA Non-Restricted Dedicated Funding	\$0.2
VA Restricted Dedicated Funding	\$0.1
Local Subtotal	\$0.9
Debt	\$0.0
Net Accruals	\$0.1
TOTAL	\$1.2

Active Award Contracts

Contract Number	Vendor	Activity	Award Amount	Award Date	Period of Performance Start Date	Period of Performance End Date
C20065	GRAINGER	CONSTRUCTION	\$5,000,000		11/12/2019	12/31/2022
FQ15124_VGI	V Group Inc	CONSULT	\$0		5/1/2019	4/30/2020
FQ15124_LSI	LanceSoft Inc	CONSULT	\$0		5/1/2019	4/30/2020
CQ18173-COOP	Graybar Electric Co Inc	EQUIP_MATL	\$5,000,000		10/30/2018	1/31/2023
FQ18033B	HNTB Corporation	ENGINEERING	\$65,000,000		8/2/2018	8/1/2023
FIRPG211018-001	M.C. Dean, Inc.	CONSTRUCTION	\$376,677		4/15/2021	9/30/2021

(CIP0142) Rail Vehicle Preventive Maintenance

FY2022 Q2

Initiative Type: Program **Mode:** Rail
Investment Program: Maintenance/Overhaul **Location:** Systemwide
Investment Category: Railcar and Railcar Facilities

Description

This program supports a portion of the annual preventive maintenance activities of the railcar fleet. The balance of activity is charged to Metro's operating budget.



Expected Outcome

Allows railcars to receive necessary preventive maintenance to maintain the fleet in a state of good repair as measured by the Rail Fleet Reliability performance indicator [FY20 greater than 130,000 miles between delay].

Strategic Drivers



Safety



Security



Reliability/SGR

Overall Status

(Programs are ongoing)

- Development & Evaluation
- Implementation & Construction
- Operations Activation

FY2022 Funding (\$ Millions)

FY22 Current Budget	FY22 Forecast Range	YTD % Budget Expended
\$59.0	\$59.0 - \$59.0	49%

Funding Sources	YTD Expended
Formula	\$24.6
PRIIA	\$0.0
Other	\$0.0
Federal Subtotal	\$24.6
System Performance	\$0.0
Reimbursable/Other	\$0.0
DC Dedicated Funding	\$0.0
MD Dedicated Funding	\$0.0
VA Non-Restricted Dedicated Funding	\$0.0
VA Restricted Dedicated Funding	\$0.0
Local Subtotal	\$0.0
Debt	\$0.0
Net Accruals	\$4.1
TOTAL	\$28.7

(CIP0143) Bus Vehicle Preventive Maintenance

FY2022 Q2

Initiative Type: Program **Mode:** Bus
Investment Program: Maintenance/Overhaul **Location:** Systemwide
Investment Category: Bus, Bus Facilities and Paratransit

Description

This program supports a portion of the annual preventive maintenance activities of the Metrobus fleet. The balance of activity is charged to Metro's operating budget.



Expected Outcome

Allows the bus fleet to receive necessary preventive maintenance to maintain the fleet in a state of good repair as measured by the Bus Fleet Reliability performance indicator [FY20 target greater than 7,000 miles between failures].

Strategic Drivers



Safety



Security



Reliability/SGR

Overall Status

(Programs are ongoing)

- Development & Evaluation
- Implementation & Construction
- Operations Activation

FY2022 Funding (\$ Millions)

FY22 Current Budget	FY22 Forecast Range	YTD % Budget Expended
\$1.0	\$1.0 - \$1.0	100%

Funding Sources	YTD Expended
Formula	\$1.0
PRIIA	\$0.0
Other	\$0.0
Federal Subtotal	\$1.0
System Performance	\$0.0
Reimbursable/Other	\$0.0
DC Dedicated Funding	\$0.0
MD Dedicated Funding	\$0.0
VA Non-Restricted Dedicated Funding	\$0.0
VA Restricted Dedicated Funding	\$0.0
Local Subtotal	\$0.0
Debt	\$0.0
Net Accruals	\$0.0
TOTAL	\$1.0

(CIP0145) Facility Security Monitoring Equipment Program

FY2022 Q2

Initiative Type: Program **Mode:** Rail
Investment Program: Station Systems **Location:** Systemwide
Investment Category: Stations and Passenger Facilities

Description

This program will provide for the hardening and improvement of security at various rail yards, stations, and facilities by installing closed circuit television (CCTV) surveillance, public address systems, intercoms and additional security measures.



Expected Outcome

Addresses the safety and security of customers and employees through monitoring of the interior and exterior of stations and facilities as measured by the Metrorail customer injury rate performance indicator [FY20 target of less than 1.40 injuries per million passengers] and the rate of crimes against passengers performance indicator [FY20 target of less than 5.3 crimes per million passengers or fewer]. Monitoring deters crime, enables clear communication of public safety notices in rail stations and ensures proper functioning of devices used to request assistance.

Strategic Drivers



Safety



Security



Reliability/SGR

Overall Status

(Programs are ongoing)

- Development & Evaluation
- Implementation & Construction
- Operations Activation

Metro has begun CCTV and security upgrades at NoMa. Additional upgrades at Shady Grove, Greenbelt, Dulles Warehouse, and Glenmont yard facilities are planned for FY2022. One Badge Phase 2 is ongoing.

FY2022 Funding (\$ Millions)

FY22 Current Budget	FY22 Forecast Range	YTD % Budget Expended
\$7.6	\$8.4 - \$12.4	66%

Funding Sources	YTD Expended
Formula	\$0.0
PRIIA	\$0.0
Other	\$0.0
Federal Subtotal	\$0.0
System Performance	\$0.0
Reimbursable/Other	\$0.0
DC Dedicated Funding	\$1.8
MD Dedicated Funding	\$1.7
VA Non-Restricted Dedicated Funding	\$1.2
VA Restricted Dedicated Funding	\$0.4
Local Subtotal	\$5.1
Debt	\$0.0
Net Accruals	\$-0.1
TOTAL	\$5.0

Active Award Contracts

Contract Number	Vendor	Activity	Award Amount	Award Date	Period of Performance Start Date	Period of Performance End Date
FQ18000	Clever Devices Ltd	EQUIP_MATL	\$2,103,055	3/5/2018	3/12/2018	9/11/2019
CQ19104	Dell Marketing LP	IT_HARDWARE_OTH	\$194,300,000	7/22/2019	7/22/2019	7/22/2022
FQ16148	C3M Power Systems, LLC	CONSTRUCTION	\$96,659,772		5/10/2017	6/30/2022
CQ19104	Dell Marketing LP	IT_HARDWARE_OTH	\$60,000,000	7/22/2019	7/22/2019	7/22/2022
FQ19172M	Mott MacDonald-WSP Joint Venture	ENGINEERING	\$18,000,000		10/3/2019	10/3/2024
FQ19172A	AECOM, USA, INC.	CONSULT	\$15,000,000		11/15/2019	11/14/2024
FQ17044O	Orion Management LLC	CONSTRUCTION	\$11,789,771		12/27/2018	6/30/2022
FQ18185	Schneider Electric Critical Systems, Inc	IT_SOFTWARE_OTH	\$7,335,479		8/30/2021	8/30/2022

(CIP0150) Support Facility Fire System Rehabilitation

FY2022 Q2

Initiative Type: Project **Mode:** Systemwide
Investment Program: Support Equipment/Services **Location:** Systemwide
Investment Category: Business and Operations Support

Description

This project upgrades fire alarm and electronic security systems at support facilities.



Expected Outcome

Improves compliance with the latest National Fire Protection Association (NFPA) standards, which will improve the safety of Metro employees; help safeguard Metro assets; and maintain current fire alarm systems in a state of good repair.

Strategic Drivers



Safety



Security



Reliability/SGR

Overall Status

Current Project Phase:

Development & Evaluation
 Implementation & Construction **X**
 Operations Activation

Metro is upgrading fire alarms at the Greenbelt Rail Yard and the Carmen Turner Facility.

FY2022 Funding (\$ Millions)

FY22 Current Budget	FY22 Forecast Range	YTD % Budget Expended
\$0.5	\$1.4 - \$2.4	174%

Funding Sources	YTD Expended
Formula	\$0.0
PRIIA	\$0.0
Other	\$0.0
Federal Subtotal	\$0.0
System Performance	\$0.0
Reimbursable/Other	\$0.0
DC Dedicated Funding	\$0.4
MD Dedicated Funding	\$0.3
VA Non-Restricted Dedicated Funding	\$0.2
VA Restricted Dedicated Funding	\$0.1
Local Subtotal	\$1.0
Debt	\$0.0
Net Accruals	\$-0.2
TOTAL	\$0.9

Active Award Contracts

Contract Number	Vendor	Activity	Award Amount	Award Date	Period of Performance Start Date	Period of Performance End Date
FQ170440	Orion Management LLC	CONSTRUCTION	\$11,789,771		12/27/2018	6/30/2022

(CIP0151) Rail Station Cooling Rehabilitation Program

FY2022 Q2

Initiative Type: Program **Mode:** Rail
Investment Program: Station Systems **Location:** Systemwide
Investment Category: Stations and Passenger Facilities

Description

This program funds the rehabilitation and replacement of station cooling system components including, but not limited to, chiller plants, cooling towers, water piping, ventilation systems, air handling units, and ductwork. During the warmer months of the calendar year, Metro operates equipment to cool and circulate the ambient air in parts of the station.



Expected Outcome

Addresses customer and employee comfort during hot days.

Strategic Drivers



Safety



Security



Reliability/SGR

Overall Status

(Programs are ongoing)

- Development & Evaluation
- Implementation & Construction
- Operations Activation

Metro awarded a contract for designs to replace five chillers located at Van Ness, Rosslyn, L'Enfant Plaza (2), and Stadium Armory in Q2.

FY2022 Funding (\$ Millions)

FY22 Current Budget	FY22 Forecast Range	YTD % Budget Expended
\$10.2	\$3.7 - \$3.7	21%

Funding Sources	YTD Expended
Formula	\$0.2
PRIIA	\$0.0
Other	\$0.0
Federal Subtotal	\$0.2
System Performance	\$0.2
Reimbursable/Other	\$0.0
DC Dedicated Funding	\$0.2
MD Dedicated Funding	\$0.2
VA Non-Restricted Dedicated Funding	\$0.1
VA Restricted Dedicated Funding	\$0.0
Local Subtotal	\$0.8
Debt	\$0.0
Net Accruals	\$1.1
TOTAL	\$2.1

Active Award Contracts

Contract Number	Vendor	Activity	Award Amount	Award Date	Period of Performance Start Date	Period of Performance End Date
FQ18033G	Gannett Fleming Engineers and Architects	ENGINEERING	\$82,000,000		8/23/2018	8/23/2023
FQ15191-FY19	Gannett Fleming-Parsons Joint Venture II	ENGINEERING	\$75,000,000		5/2/2017	8/1/2021
FQ19172G	Gannett Fleming Engineers and Architects	CONSULT	\$70,250,000		10/3/2019	10/3/2024
FQ19172M	Mott MacDonald-WSP Joint Venture	ENGINEERING	\$50,000,000		10/3/2019	10/3/2024
FQ19162	Edward Kocharian & Co Inc	CONSTRUCTION	\$6,654,728	7/5/2019	7/9/2019	5/14/2020

(CIP0152) Parking Garage and Surface Lot Rehabilitation

FY2022 Q2

Initiative Type: Program **Mode:** Systemwide
Investment Program: Platforms & Structures **Location:** Systemwide
Investment Category: Stations and Passenger Facilities

Description

This program will rehabilitate parking structures including garages and surface lots.



Expected Outcome

Allows parking facilities to be maintained in a state of good repair to prevent property damage, improve customer satisfaction, improve customer safety as measured by the Metrorail customer injury rate performance indicator [FY20 target of less than 1.40 injuries per million passengers].

Strategic Drivers



Safety



Security



Reliability/SGR

Overall Status

(Programs are ongoing)

- Development & Evaluation
- Implementation & Construction
- Operations Activation

Metro awarded a contract to rehabilitate five additional parking garages (Wheaton, Addison Rd, Huntington, Anacostia, and New Carrollton) in FY2022. Surface lot repair/rehabilitation has been completed at Landover and East Falls Church and is underway at Rockville and Greenbelt.

FY2022 Funding (\$ Millions)

FY22 Current Budget	FY22 Forecast Range	YTD % Budget Expended
\$21.7	\$13.4 - \$15.4	23%

Funding Sources	YTD Expended
Formula	\$4.0
PRIIA	\$0.0
Other	\$0.0
Federal Subtotal	\$4.0
System Performance	\$0.1
Reimbursable/Other	\$0.0
DC Dedicated Funding	\$0.2
MD Dedicated Funding	\$0.2
VA Non-Restricted Dedicated Funding	\$0.1
VA Restricted Dedicated Funding	\$0.0
Local Subtotal	\$0.7
Debt	\$0.1
Net Accruals	\$0.2
TOTAL	\$5.0

Active Award Contracts

Contract Number	Vendor	Activity	Award Amount	Award Date	Period of Performance Start Date	Period of Performance End Date
FQ16036B	The Matthews Group, Inc. T/A TMG Constru	CONSTRUCTION	\$14,982,148		10/10/2017	10/9/2022
FQ15205	Sharp And Company	3RD_PARTY	\$3,133,811	11/12/2019	11/13/2019	12/3/2019
FQ16036-E	W M Schlosser Co Inc	CONSTRUCTION	\$6,166,000		10/11/2018	10/9/2022
FQ19151R-B	Stillwater Construction Group	CONSTRUCTION	\$6,565,464		10/11/2021	8/21/2025
FLAND211142	OTAS Inc	3RD_PARTY	\$6,779,769	9/15/2021	9/15/2021	9/15/2023
FQ18110	CHK America Inc	3RD_PARTY	\$8,635,950	3/10/2021	4/12/2021	4/11/2022
FQ18064	Concrete Protection & Restoration, Inc.	CONSTRUCTION	\$14,761,219		8/9/2018	3/14/2022
FQ19151R-A	Atlantic Refinishing & Restoration Inc	CONSTRUCTION	\$15,015,016		10/11/2021	8/21/2025
FQ18033B	HNTB Corporation	ENGINEERING	\$65,000,000		8/2/2018	8/1/2023
FQ18033G	Gannett Fleming Engineers and Architects	ENGINEERING	\$82,000,000		8/23/2018	8/23/2023
FQ19172G	Gannett Fleming Engineers and Architects	ENGINEERING	\$12,250,000		10/3/2019	10/3/2024

(CIP0170) Facility Roof Rehabilitation and Replacement

FY2022 Q2

Initiative Type: Program **Mode:** Systemwide
Investment Program: Support Equipment/Services **Location:** Systemwide
Investment Category: Business and Operations Support

Description

This program supports facility roof rehabilitation or replacement including the preparation of assessment reports, sampling, removal, and installation of new roofing systems. Metro has approximately 660 locations that are maintained through this program.



Expected Outcome

Addresses the protection of critical infrastructure, systems, and contents of Metro's buildings and helps prevent potential safety issues.

Strategic Drivers



Safety



Security



Reliability/SGR

Overall Status

(Programs are ongoing)

- Development & Evaluation
- Implementation & Construction
- Operations Activation

Metro has rehabilitated five roofs in FY2022 at various locations. A contract to replace the skylights at the Glenmont bus bay canopy is anticipated to be awarded in Q3.

FY2022 Funding (\$ Millions)

FY22 Current Budget	FY22 Forecast Range	YTD % Budget Expended
\$15.4	\$7.3 - \$7.3	17%

Funding Sources	YTD Expended
Formula	\$2.6
PRIIA	\$0.0
Other	\$0.0
Federal Subtotal	\$2.6
System Performance	\$0.0
Reimbursable/Other	\$0.0
DC Dedicated Funding	\$0.1
MD Dedicated Funding	\$0.1
VA Non-Restricted Dedicated Funding	\$0.1
VA Restricted Dedicated Funding	\$0.0
Local Subtotal	\$0.3
Debt	\$0.0
Net Accruals	\$-0.3
TOTAL	\$2.6

Active Award Contracts

Contract Number	Vendor	Activity	Award Amount	Award Date	Period of Performance Start Date	Period of Performance End Date
FQ18033A	Parsons Transportation Group Inc	CONSULT	\$45,000,000		9/24/2018	9/24/2023
FQ19021B	Harbor Roofing and Contracting, Inc.	CONSTRUCTION	\$0		9/30/2019	9/29/2021
FQ18110	CHK America Inc	EQUIP_MATL	\$8,635,950	3/10/2021	4/12/2021	4/11/2022
FQ19129	Patuxent Roofing and Contracting, Inc.	CONSTRUCTION	\$11,873,125	4/9/2019	4/18/2019	10/9/2021
FQ18033F	DHA/RK&K Joint Venture	CONSULT	\$55,000,000		8/16/2018	8/16/2023
FQ18033G	Gannett Fleming Engineers and Architects	CONSULT	\$70,000,000		8/23/2018	8/23/2023
FQ19021C	Patuxent Roofing and Contracting, Inc.	CONSTRUCTION	\$20,000,000		9/30/2019	9/29/2021

(CIP0185) Escalator Replacement

FY2022 Q2

Initiative Type: Program **Mode:** Rail
Investment Program: Vertical Transportation **Location:** Systemwide
Investment Category: Stations and Passenger Facilities

Description

This program replaces escalators that have reached the end of their useful life.



Expected Outcome

Maintains escalators in a state of good repair to prevent potential safety issues and preserve availability as measured by the Escalator Availability key performance indicator [FY20 target greater than 92%]. In addition, modernized units are as much as 30% more energy efficient than the old units.

Strategic Drivers



Safety



Security



Reliability/SGR

Overall Status

(Programs are ongoing)

- Development & Evaluation
- Implementation & Construction
- Operations Activation

Metro replaced 10 escalators across the system through Q2. A total of 26 escalators are planned to be replaced in FY2022.

FY2022 Funding (\$ Millions)

FY22 Current Budget	FY22 Forecast Range	YTD % Budget Expended
\$26.4	\$33.7 - \$37.7	65%

Funding Sources	YTD Expended
Formula	\$0.0
PRIIA	\$11.5
Other	\$0.0
Federal Subtotal	\$11.5
System Performance	\$0.0
Reimbursable/Other	\$0.0
DC Dedicated Funding	\$0.2
MD Dedicated Funding	\$0.2
VA Non-Restricted Dedicated Funding	\$0.1
VA Restricted Dedicated Funding	\$0.0
Local Subtotal	\$0.5
Debt	\$0.0
Net Accruals	\$5.0
TOTAL	\$17.1

Active Award Contracts

Contract Number	Vendor	Activity	Award Amount	Award Date	Period of Performance Start Date	Period of Performance End Date
F20064	Kone Inc	CONSTRUCTION	\$179,413,000	12/24/2020	12/24/2020	12/23/2027
FQ12220	Kone Inc	CONSTRUCTION	\$176,405,737	8/17/2020	1/14/2013	1/31/2021
C20113	Transportation Management Service Inc	3RD_PARTY	\$10,196,919		5/22/2020	5/21/2022
FQ18110	CHK America Inc	EQUIP_MATL	\$8,635,950	3/10/2021	4/12/2021	4/11/2022

(CIP0197) Support Facility Improvements

FY2022 Q2

Initiative Type: Program **Mode:** Systemwide
Investment Program: Support Equipment/Services **Location:** Systemwide
Investment Category: Business and Operations Support

Description

This program will provide for the rehabilitation of support facilities to maintain them in a state of good repair.



Expected Outcome

Improves the productivity and satisfaction of Metro employees and improves Metro's ability to recruit and maintain workforce by providing safer and more modern facilities and worker amenities.

Strategic Drivers



Safety



Security



Reliability/SGR

Overall Status

(Programs are ongoing)

- Development & Evaluation
- Implementation & Construction
- Operations Activation

Metro anticipates awarding a contract to replace HVAC units at the Carmen Turner Facility in Q3.

FY2022 Funding (\$ Millions)

FY22 Current Budget	FY22 Forecast Range	YTD % Budget Expended
\$2.5	\$1.7 - \$1.7	7%

Funding Sources	YTD Expended
Formula	\$0.0
PRIIA	\$0.0
Other	\$0.0
Federal Subtotal	\$0.0
System Performance	\$0.0
Reimbursable/Other	\$0.0
DC Dedicated Funding	\$0.1
MD Dedicated Funding	\$0.1
VA Non-Restricted Dedicated Funding	\$0.0
VA Restricted Dedicated Funding	\$0.0
Local Subtotal	\$0.2
Debt	\$0.0
Net Accruals	\$0.0
TOTAL	\$0.2

Active Award Contracts

Contract Number	Vendor	Activity	Award Amount	Award Date	Period of Performance Start Date	Period of Performance End Date
FQ18033B	HNTB Corporation	ENGINEERING	\$65,000,000		8/2/2018	8/1/2023

(CIP0204) Railcar Rooftop Access Platform

FY2022 Q2

Initiative Type:	Project	Mode:	Rail
Investment Program:	Maintenance Facilities	Location:	Shady Grove, Greenbelt, Branch Avenue, Alexandria, and Brentwood Rail Yards
Investment Category:	Railcar and Railcar Facilities		

Description

This project installs railcar rooftop access platforms at Alexandria, Brentwood, Shady Grove, Branch Avenue and Greenbelt railyards to allow safe and efficient maintenance of HVAC units on railcars.



Expected Outcome

Provides safe access to the rooftop HVAC units on railcars for maintenance personnel.

Strategic Drivers



Safety



Security



Reliability/SGR

Overall Status

Current Project Phase:

Development & Evaluation	X
Implementation & Construction	X
Operations Activation	

Railcar Rooftop Platform work is complete at Alexandria, Brentwood, Shady Grove, and Branch Avenue Service and Inspection (S/I) Shops. Greenbelt (the final location) is expected to be completed in FY2022.

FY2022 Funding (\$ Millions)

FY22 Current Budget	FY22 Forecast Range	YTD % Budget Expended
\$2.6	\$3.7 - \$3.7	126%

Funding Sources	YTD Expended
Formula	\$0.0
PRIIA	\$0.0
Other	\$0.0
Federal Subtotal	\$0.0
System Performance	\$0.0
Reimbursable/Other	\$0.0
DC Dedicated Funding	\$0.9
MD Dedicated Funding	\$0.9
VA Non-Restricted Dedicated Funding	\$0.6
VA Restricted Dedicated Funding	\$0.2
Local Subtotal	\$2.6
Debt	\$0.0
Net Accruals	\$0.6
TOTAL	\$3.2

Active Award Contracts

Contract Number	Vendor	Activity	Award Amount	Award Date	Period of Performance Start Date	Period of Performance End Date
C20069	Steven Goodrich/City Construction LLC	CONSTRUCTION	\$4,179,614		12/16/2020	1/9/2022

(CIP0212) Sustainability/Resiliency Program

FY2022 Q2

Initiative Type: Program **Mode:** Systemwide
Investment Program: Support Equipment/Services **Location:** Systemwide
Investment Category: Business and Operations Support

Description

This program develops and advances policies, programs and partnerships to achieve Metro’s Board-adopted Sustainability Vision and Principles. The program includes the Sustainability Lab, which tests and evaluates new technology and processes for suitability and performance across Metro operations. Once developed, these technologies and processes can be rolled out fully across Metro as part of wider capital investments or operational improvements.



Expected Outcome

Identifies and advances innovative investments and process improvements to reduce waste and energy consumption, improve environmental stewardship, increase Metro’s resiliency, and contribute to equity and improved quality of life in the region.

Strategic Drivers



Overall Status

(Programs are ongoing)

- Development & Evaluation
- Implementation & Construction
- Operations Activation

In Q2, Metro completed site design and permitting review for approximately 11MW of solar carports at four Metro stations in D.C. and Maryland (Anacostia, Cheverly, Naylor Road, and Southern Avenue) and started construction at the Anacostia site. Metro is also updating waste management and recycling policies and processes for agency rollout and conducting outreach to jurisdictions to ensure alignment in support of an agency-wide climate resilience strategy. Metro awarded a contract in Q2 for development of an agency-wide Sustainability Action Plan.

FY2022 Funding (\$ Millions)

FY22 Current Budget	FY22 Forecast Range	YTD % Budget Expended
\$3.0	\$2.0 - \$2.0	29%

Funding Sources	YTD Expended
Formula	\$0.0
PRIIA	\$0.0
Other	\$0.0
Federal Subtotal	\$0.0
System Performance	\$0.0
Reimbursable/Other	\$0.0
DC Dedicated Funding	\$0.3
MD Dedicated Funding	\$0.3
VA Non-Restricted Dedicated Funding	\$0.2
VA Restricted Dedicated Funding	\$0.1
Local Subtotal	\$0.8
Debt	\$0.0
Net Accruals	\$0.1
TOTAL	\$0.9

Active Award Contracts

Contract Number	Vendor	Activity	Award Amount	Award Date	Period of Performance Start Date	Period of Performance End Date
FQ18033E	Louis Berger (DC), PLLC/Urban Engineers	CONSULT	\$22,500,000		8/21/2018	8/21/2023
FQ18110	CHK America Inc	EQUIP_MATL	\$8,635,950	3/10/2021	4/12/2021	4/11/2022
FQ18165	Mobilight International, Inc.	EQUIP_MATL	\$1,002,080	8/9/2018	8/11/2018	8/10/2020
C20102A	AECOM, USA, INC.	CONSULT	\$812,021	11/19/2021	11/19/2021	9/30/2023
CQ17048	SourceOne, Inc.	3RD_PARTY	\$290,000		3/20/2017	3/19/2021
CQ19163	Happy Valley Intermediate Holdco Inc	3RD_PARTY	\$200,075	6/21/2019	6/21/2019	10/20/2020

(CIP0213) Capital Program Development Support

FY2022 Q2

Initiative Type: Program **Mode:** Systemwide
Investment Program: Support Equipment/Services **Location:** Systemwide
Investment Category: Business and Operations Support

Description

This program supports resources necessary to perform capital program development, monitoring, reporting and strategic planning.



Expected Outcome

Improves Metro's ability to plan, evaluate, prioritize, and report on its extensive capital improvement program.

Strategic Drivers



Safety



Security



Reliability/SGR

Overall Status

(Programs are ongoing)

Development & Evaluation
 Implementation & Construction
 Operations Activation

FY2022 Funding (\$ Millions)

FY22 Current Budget	FY22 Forecast Range	YTD % Budget Expended
\$19.0	\$23.6 - \$25.6	70%

Funding Sources	YTD Expended
Formula	\$0.0
PRIIA	\$0.0
Other	\$0.0
Federal Subtotal	\$0.0
System Performance	\$10.5
Reimbursable/Other	\$0.0
DC Dedicated Funding	\$1.0
MD Dedicated Funding	\$1.0
VA Non-Restricted Dedicated Funding	\$0.7
VA Restricted Dedicated Funding	\$0.2
Local Subtotal	\$13.4
Debt	\$0.0
Net Accruals	\$0.0
TOTAL	\$13.4

Active Award Contracts

Contract Number	Vendor	Activity	Award Amount	Award Date	Period of Performance Start Date	Period of Performance End Date
FQ15190A-FY19	AECOM, USA, INC.	CONSULT	\$0	3/7/2018	3/29/2018	3/28/2023
FQ15190D-FY19	WSP USA Inc.	CONSULT	\$0		3/29/2018	3/28/2023
FQ18033F	DHA/RK&K Joint Venture	CONSULT	\$60,000,000		8/16/2018	8/16/2023
FQ15005A	AECOM, USA, INC.	CONSULT	\$9,307,449		8/13/2019	10/12/2019

(CIP0219) Rail Station Lighting Improvements

FY2022 Q2

Initiative Type:	Program	Mode:	Rail
Investment Program:	Station Systems	Location:	Systemwide
Investment Category:	Stations and Passenger Facilities		

Description

This program improves the lighting and illumination levels within rail stations, including mezzanines, lower level platforms and track beds of Metrorail stations. In addition, exterior lighting as customers access the stations including station pathways and bus loops, are also replaced through this program.



Expected Outcome

Provides sufficient lighting to improve customer and employee safety and security as measured by the Metrorail customer injury rate performance indicator [FY20 target of less than 1.40 injuries per million passengers], and the rate of crimes against passengers performance indicator [FY20 target of less than 5.3 crimes per million passengers or fewer]. In addition, newer lights are more efficient and reduce Metro's energy consumption.

Strategic Drivers



Safety



Security



Reliability/SGR

Overall Status

(Programs are ongoing)

- Development & Evaluation
- Implementation & Construction
- Operations Activation

Metro anticipates releasing a procurement for edge lighting installation at the 49 remaining stations and completing escalator incline lighting work in Q3. A procurement for above ground station site lighting at 12 priority stations is anticipated for later in FY2022.

FY2022 Funding (\$ Millions)

FY22 Current Budget	FY22 Forecast Range	YTD % Budget Expended
\$26.1	\$5.2 - \$9.2	7%

Funding Sources	YTD Expended
Formula	\$0.6
PRIIA	\$0.0
Other	\$0.0
Federal Subtotal	\$0.6
System Performance	\$0.0
Reimbursable/Other	\$0.0
DC Dedicated Funding	\$0.5
MD Dedicated Funding	\$0.5
VA Non-Restricted Dedicated Funding	\$0.3
VA Restricted Dedicated Funding	\$0.1
Local Subtotal	\$1.5
Debt	\$0.0
Net Accruals	\$-0.3
TOTAL	\$1.8

Active Award Contracts

Contract Number	Vendor	Activity	Award Amount	Award Date	Period of Performance Start Date	Period of Performance End Date
FQ170440	Orion Management LLC	CONSTRUCTION	\$11,789,771		12/27/2018	6/30/2022
CQ18173-COOP	Graybar Electric Co Inc	EQUIP_MATL	\$5,000,000		10/30/2018	1/31/2023
FQ18033A	Parsons Transportation Group Inc	CONSULT	\$50,000,000		9/24/2018	9/24/2023
FQ18033B	HNTB Corporation	ENGINEERING	\$65,000,000		8/2/2018	8/1/2023
FQ18033G	Gannett Fleming Engineers and Architects	CONSULT	\$84,000,000		8/23/2018	8/23/2023
FQ16148	C3M Power Systems, LLC	CONSTRUCTION	\$96,659,772		5/10/2017	6/30/2022

(CIP0220) Bus Planning Studies Program

FY2022 Q2

Initiative Type: Program **Mode:** Bus
Investment Program: Passenger Facilities/Systems **Location:** Systemwide
Investment Category: Bus, Bus Facilities and Paratransit

Description

This program advances Metrobus planning studies necessary to sustain the network of services and facilities. Efforts focus on service plans, customer information, facilities management, bus stop accessibility, transit operations, traffic management and service delivery.



Expected Outcome

Optimizes bus service levels and delivery by Metro and other bus services across the metro region.

Strategic Drivers



Safety



Security



Reliability/SGR

Overall Status

(Programs are ongoing)

- Development & Evaluation
- Implementation & Construction
- Operations Activation

Metro is advancing studies related to (1) Purple Line/Silver Line Connection Service Evaluation; (2) Annual Bus Line Report; (3) Innovative Scheduling Study; (4) Bus Planning Software (5) Silver Spring Metrobus Facility - Feasibility Study.

FY2022 Funding (\$ Millions)

FY22 Current Budget	FY22 Forecast Range	YTD % Budget Expended
\$1.6	\$1.1 - \$1.1	9%

Funding Sources	YTD Expended
Formula	\$0.0
PRIIA	\$0.0
Other	\$0.0
Federal Subtotal	\$0.0
System Performance	\$0.4
Reimbursable/Other	\$0.0
DC Dedicated Funding	\$0.0
MD Dedicated Funding	\$0.0
VA Non-Restricted Dedicated Funding	\$0.0
VA Restricted Dedicated Funding	\$0.0
Local Subtotal	\$0.4
Debt	\$0.0
Net Accruals	\$-0.2
TOTAL	\$0.1

Active Award Contracts

Contract Number	Vendor	Activity	Award Amount	Award Date	Period of Performance Start Date	Period of Performance End Date
FQ15005B	Kimley-Horn and Associates, Inc.	CONSULT	\$4,925,967	11/6/2019	11/6/2019	11/6/2020
C20102L	WSP USA Inc.	PLANNING	\$2,062,556	12/20/2021	10/1/2020	9/30/2023
C20102A	AECOM, USA, INC.	PLANNING	\$1,009,851	11/19/2021	11/19/2021	9/30/2023
C20102K	VHB - Vanasse Hangen Brustlin, Inc.	PLANNING	\$707,534	6/11/2021	10/1/2020	9/30/2023
FQ15005A	AECOM, USA, INC.	PLANNING	\$10,003,061	6/24/2020	6/4/2020	9/30/2020

(CIP0221) Bus Customer Facility Improvements

FY2022 Q2

Initiative Type: Program **Mode:** Bus
Investment Program: Passenger Facilities/Systems **Location:** Systemwide
Investment Category: Bus, Bus Facilities and Paratransit

Description

This program upgrades Metrobus facilities and amenities to achieve and maintain a state of good repair and improve delivery of customer information.



Expected Outcome

Provides more comfortable bus shelters and improves compliance with ADA guidelines. Improves customer communication and information through proper signage, maps and schedules for riders to clearly see bus stops and bus route timetables resulting in improved bus customer satisfaction.

Strategic Drivers



Safety



Security



Reliability/SGR

Overall Status

(Programs are ongoing)

- Development & Evaluation
- Implementation & Construction
- Operations Activation

Metro has installed 72 customer information electronic displays in FY2022. An RFP for the replacement of 156 bus shelters at 18 locations is being developed.

FY2022 Funding (\$ Millions)

FY22 Current Budget	FY22 Forecast Range	YTD % Budget Expended
\$11.6	\$8.7 - \$8.7	28%

Funding Sources	YTD Expended
Formula	\$0.0
PRIIA	\$0.0
Other	\$0.0
Federal Subtotal	\$0.0
System Performance	\$0.0
Reimbursable/Other	\$0.0
DC Dedicated Funding	\$1.1
MD Dedicated Funding	\$1.0
VA Non-Restricted Dedicated Funding	\$0.7
VA Restricted Dedicated Funding	\$0.2
Local Subtotal	\$3.0
Debt	\$0.0
Net Accruals	\$0.3
TOTAL	\$3.3

Active Award Contracts

Contract Number	Vendor	Activity	Award Amount	Award Date	Period of Performance Start Date	Period of Performance End Date
FQ19223	Swiftly, Inc.	IT_SOFTWARE_OTH	\$873,500	2/1/2021	2/24/2021	2/23/2022
FQ18110	CHK America Inc	EQUIP_MATL	\$8,635,950	3/10/2021	4/12/2021	4/11/2022
FQ19172Q	CSI Engineering P C	CONSULT	\$500,000		10/3/2019	10/3/2024
FQ18155	Luminator Technology Group, Inc.	EQUIP_MATL	\$10,043,584	2/28/2019	2/28/2020	2/27/2021
FQ18033F	DHA/RK&K Joint Venture	CONSULT	\$60,000,000		8/16/2018	8/16/2023
FQ18033B	HNTB Corporation	ENGINEERING	\$65,000,000		8/2/2018	8/1/2023
FQ18110	CHK America Inc	EQUIP_MATL	\$9,067,535		4/12/2021	4/11/2022
F20160	Transit Information Products	EQUIP_MATL	\$276,750	6/8/2020	6/8/2020	6/7/2021

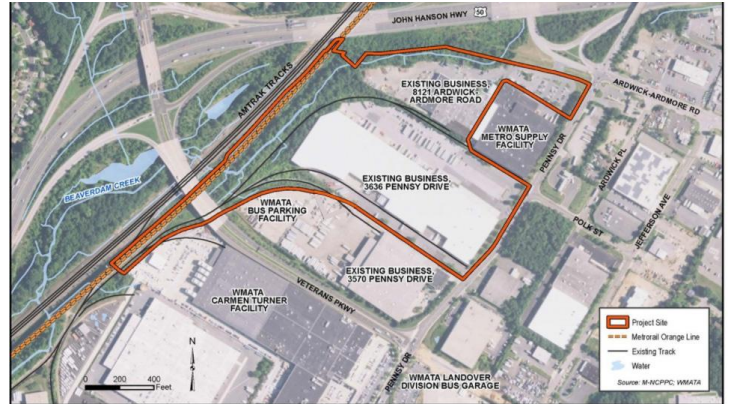
(CIP0225) Heavy Repair and Overhaul Facility

FY2022 Q2

Initiative Type: Project **Mode:** Rail
Investment Program: Maintenance Facilities **Location:** Pennsy Dr. Landover
Investment Category: Railcar and Railcar Facilities

Description

This project constructs a new Heavy Repair and Overhaul (HRO) Facility in Landover, MD. This will consolidate Railcar Overhaul functions into a dedicated facility. Currently, Railcar rehabilitation and overhaul are split between Brentwood and Greenbelt Rail Yards.



Expected Outcome

Improves the efficiency of railcar maintenance by consolidating overhaul operations into one facility. Also provides workers with a modern facility and shop equipment.

Strategic Drivers



Safety



Security



Reliability/SGR

Overall Status

Current Project Phase:

Development & Evaluation **X**
 Implementation & Construction **X**
 Operations Activation

Pre-construction phase 1 (60 percent design packages for demolition, site preparation, and the HRO facility) is ongoing. This is anticipated to conclude in FY2022. Phase 2 (design for earth work and foundation) will then proceed in FY2023.

FY2022 Funding (\$ Millions)

FY22 Current Budget	FY22 Forecast Range	YTD % Budget Expended
\$75.3	\$27.6 - \$38.6	19%

Funding Sources	YTD Expended
Formula	\$2.7
PRIIA	\$0.0
Other	\$0.0
Federal Subtotal	\$2.7
System Performance	\$0.0
Reimbursable/Other	\$0.0
DC Dedicated Funding	\$3.9
MD Dedicated Funding	\$3.6
VA Non-Restricted Dedicated Funding	\$2.5
VA Restricted Dedicated Funding	\$0.9
Local Subtotal	\$10.9
Debt	\$0.0
Net Accruals	\$1.0
TOTAL	\$14.6

Active Award Contracts

Contract Number	Vendor	Activity	Award Amount	Award Date	Period of Performance Start Date	Period of Performance End Date
FQ19172L	Johnson, Mirmiran & Thompson Inc.	ENGINEERING	\$3,000,000	11/15/2019	11/15/2019	11/14/2024
FQ18033B	HNTB Corporation	ENGINEERING	\$65,000,000		8/2/2018	8/1/2023
FQ18033C	WSP USA Inc.	CONSULT	\$60,000,000		8/15/2018	8/15/2023
FQ19172M	Mott MacDonald-WSP Joint Venture	ENGINEERING	\$50,000,000		10/3/2019	10/3/2024
FQ19267	Hensel Phelps Construction Co	CONSTRUCTION	\$11,500,000		9/1/2020	2/25/2022

(CIP0231) Good Luck Road Facility

FY2022 Q2

Initiative Type: Project **Mode:** Systemwide
Investment Program: Support Equipment/Services **Location:** Lanham, MD
Investment Category: Business and Operations Support

Description

This project builds out the Good Luck Road facility, the Metro support facility for printing, maintenance functions, and storage.



Expected Outcome

Increase workforce productivity and manage operating cost by consolidating multiple leased warehouse and other facilities into a single Metro owned facility.

Strategic Drivers



Safety



Security



Reliability/SGR

Overall Status

Current Project Phase:

- Development & Evaluation
- Implementation & Construction **X**
- Operations Activation

Metro is currently upgrading security and electrical systems. Roof replacement work and the installation of a new guard booth were completed in Q2.

FY2022 Funding (\$ Millions)

FY22 Current Budget	FY22 Forecast Range	YTD % Budget Expended
\$0.9	\$2.9 - \$3.9	243%

Funding Sources	YTD Expended
Formula	\$0.0
PRIIA	\$0.0
Other	\$0.0
Federal Subtotal	\$0.0
System Performance	\$0.0
Reimbursable/Other	\$0.0
DC Dedicated Funding	\$0.6
MD Dedicated Funding	\$0.5
VA Non-Restricted Dedicated Funding	\$0.4
VA Restricted Dedicated Funding	\$0.1
Local Subtotal	\$1.6
Debt	\$0.0
Net Accruals	\$0.5
TOTAL	\$2.1

Active Award Contracts

Contract Number	Vendor	Activity	Award Amount	Award Date	Period of Performance Start Date	Period of Performance End Date
FQ17044E	eVigilant Security	CONSTRUCTION	\$0		8/9/2018	6/30/2022
CFRADS2000212	Atlantic Graphic Systems Inc	CONSTRUCTION	\$490,528		8/21/2020	10/21/2020
FQ19021C	Patuxent Roofing and Contracting, Inc.	CONSTRUCTION	\$20,000,000		9/30/2019	9/29/2021
FQ19021C	Patuxent Roofing and Contracting, Inc.	CONSTRUCTION	\$20,000,000		9/30/2019	9/29/2021
FQ18033F	DHA/RK&K Joint Venture	CONSULT	\$55,000,000		8/16/2018	8/16/2023
FQ18033G	Gannett Fleming Engineers and Architects	CONSULT	\$70,000,000		8/23/2018	8/23/2023
FQ18033C	WSP USA Inc.	CONSULT	\$60,000,000		8/15/2018	8/15/2023

(CIP0241) Flood Resiliency Infrastructure Upgrades

FY2022 Q2

Initiative Type: Project **Mode:** Rail
Investment Program: Station Systems **Location:** Systemwide
Investment Category: Stations and Passenger Facilities

Description

Since the opening of the first Metro line over 40 years ago, changes in local development, aging of the system, updates in design guidelines and criteria, and the effects of extreme weather events have led to flooding vulnerabilities in the system. This project will assess and construct solutions to protect stations from flood waters entering into the rail system.



Expected Outcome

Reduces disruption to revenue service and increases passenger safety by mitigating the risk of fire, smoke, and other incidents caused by water intrusion into Metrorail tunnels and stations as measured by the Rail Infrastructure Availability performance indicator [FY20 target less than 3.8% of track under performance restrictions] and the number of fire incidents performance indicator [FY20 target of less than 50 incidents annually]. Protects Metro infrastructure and equipment which reduces the frequency and cost of repairs and replacements.

Strategic Drivers



Safety



Security



Reliability/SGR

Overall Status

Current Project Phase:

Development & Evaluation **X**
 Implementation & Construction
 Operations Activation

Metro is advancing the design for solutions to flooding issues at 16 underground utility locations. Metro is also assessing the effectiveness of previously raised vent shafts in advance of developing comprehensive flood mitigation solutions for stations.

FY2022 Funding (\$ Millions)

FY22 Current Budget	FY22 Forecast Range	YTD % Budget Expended
\$0.7	\$0.9 - \$0.9	41%

Funding Sources	YTD Expended
Formula	\$0.0
PRIIA	\$0.0
Other	\$0.0
Federal Subtotal	\$0.0
System Performance	\$0.2
Reimbursable/Other	\$0.0
DC Dedicated Funding	\$0.0
MD Dedicated Funding	\$0.0
VA Non-Restricted Dedicated Funding	\$0.0
VA Restricted Dedicated Funding	\$0.0
Local Subtotal	\$0.3
Debt	\$0.0
Net Accruals	\$0.0
TOTAL	\$0.3

Active Award Contracts

Contract Number	Vendor	Activity	Award Amount	Award Date	Period of Performance Start Date	Period of Performance End Date
FQ19172M	Mott MacDonald-WSP Joint Venture	ENGINEERING	\$51,000,000		10/3/2019	10/3/2024
FQ19172D	Jacobs Engineering Group, Inc.	ENGINEERING	\$3,500,000		11/15/2019	11/14/2024

(CIP0242) Rail System Drainage Rehabilitation Program

FY2022 Q2

Initiative Type:	Program	Mode:	Rail
Investment Program:	Station Systems	Location:	Systemwide
Investment Category:	Stations and Passenger Facilities		

Description

This program replaces and improves drainage pumping stations that have exceeded their lifecycle throughout the Metrorail system and supports implementation of flood resiliency improvements.



Expected Outcome

Reduces disruption to revenue service and mitigates some of the risk of fire, smoke, and other incidents caused by excess water collecting within Metrorail tunnels and stations as measured by the Rail Infrastructure Availability performance indicator [FY20 target less than 3.8% of track under performance restrictions]. Protects Metro infrastructure and equipment which reduces the frequency and cost of repairs and replacements and helps prevent potential safety issues.

Strategic Drivers



Safety



Security



Reliability/SGR

Overall Status

(Programs are ongoing)

- Development & Evaluation
- Implementation & Construction
- Operations Activation

A contract to replace drainage pumps at six locations was awarded in Q1. Work is now ongoing at Wheaton with Federal Triangle to follow.

FY2022 Funding (\$ Millions)

FY22 Current Budget	FY22 Forecast Range	YTD % Budget Expended
\$15.1	\$4.4 - \$6.4	10%

Funding Sources	YTD Expended
Formula	\$0.0
PRIIA	\$0.0
Other	\$0.3
Federal Subtotal	\$0.3
System Performance	\$0.1
Reimbursable/Other	\$0.0
DC Dedicated Funding	\$0.3
MD Dedicated Funding	\$0.3
VA Non-Restricted Dedicated Funding	\$0.2
VA Restricted Dedicated Funding	\$0.1
Local Subtotal	\$1.1
Debt	\$0.0
Net Accruals	\$0.1
TOTAL	\$1.5

Active Award Contracts

Contract Number	Vendor	Activity	Award Amount	Award Date	Period of Performance Start Date	Period of Performance End Date
FIRPG211167	M & M Welding & Fabricators Inc	CONSTRUCTION	\$26,800,200	9/10/2021	9/24/2021	9/23/2023
FQ18033G	Gannett Fleming Engineers and Architects	ENGINEERING	\$82,000,000		8/23/2018	8/23/2023
FQ18033B	HNTB Corporation	ENGINEERING	\$65,000,000		8/2/2018	8/1/2023
FQ18033A	Parsons Transportation Group Inc	CONSULT	\$45,000,000		9/24/2018	9/24/2023

(CIP0246) General Engineering

FY2022 Q2

Initiative Type: Program **Mode:** Rail
Investment Program: Fixed Rail **Location:** Systemwide
Investment Category: Track and Structures Rehabilitation

Description

This program provides general engineering support services for the development of architectural and engineering concept designs to help define the capital projects and address needs that may not be captured as part of other larger capital initiatives. This program helps resolve high-priority issues identified by Metro's engineers.



Expected Outcome

Develops engineering solutions for maintenance and improvement needs that could lead to a capital investment.

Strategic Drivers



Safety



Security



Reliability/SGR

Overall Status

(Programs are ongoing)

- Development & Evaluation
- Implementation & Construction
- Operations Activation

Metro is beginning a systemwide bridge inspection and load bearing ratings, as well as updating its Building information modeling manual.

FY2022 Funding (\$ Millions)

FY22 Current Budget	FY22 Forecast Range	YTD % Budget Expended
\$11.1	\$12.6 - \$16.6	51%

Funding Sources	YTD Expended
Formula	\$0.0
PRIIA	\$0.0
Other	\$0.0
Federal Subtotal	\$0.0
System Performance	\$0.5
Reimbursable/Other	\$0.0
DC Dedicated Funding	\$1.4
MD Dedicated Funding	\$1.3
VA Non-Restricted Dedicated Funding	\$0.9
VA Restricted Dedicated Funding	\$0.3
Local Subtotal	\$4.4
Debt	\$0.0
Net Accruals	\$1.3
TOTAL	\$5.6

Active Award Contracts

Contract Number	Vendor	Activity	Award Amount	Award Date	Period of Performance Start Date	Period of Performance End Date
FQ19172R	KGP Design Studio LLC.	ENGINEERING	\$300,000		11/15/2019	11/14/2024
FQ19172G	Gannett Fleming Engineers and Architects	ENGINEERING	\$70,250,000		10/3/2019	10/3/2024
FQ18033I	AECOM-STV JV	ENGINEERING	\$70,000,000		7/1/2018	6/30/2025
FQ18033B	HNTB Corporation	CONSULT	\$65,000,000		8/2/2018	8/1/2023
FQ18033C	WSP USA Inc.	CONSULT	\$65,000,000		8/15/2018	8/15/2023
FQ18033A	Parsons Transportation Group Inc	CONSULT	\$55,000,000		9/24/2018	9/24/2023
FQ19172M	Mott MacDonald-WSP Joint Venture	ENGINEERING	\$50,000,000		10/3/2019	10/3/2024
CENGA211235	DLT Solutions, LLC	IT_SOFTWARE_OTH	\$510,484		7/1/2021	6/30/2024
FQ19172KGP	KGP Design Studio, LLC	ENGINEERING	\$300,000	11/15/2019	11/15/2019	11/14/2024

(CIP0247) Emergency Construction and Emerging Needs Program

FY2022 Q2

Initiative Type: Program **Mode:** Rail
Investment Program: Fixed Rail **Location:** Systemwide
Investment Category: Track and Structures Rehabilitation

Description

This program supports emergent and emergency needs that arise across the system beyond the scope of other established capital investments.



Expected Outcome

Resolves emergency and emergent issues that impact Metro service and reliability.

Strategic Drivers



Safety



Security



Reliability/SGR

Overall Status

(Programs are ongoing)

- Development & Evaluation
- Implementation & Construction
- Operations Activation

Metro is currently constructing a ledge to catch debris at Gallery Place, waterproofing the mechanical room at Bethesda, mitigating hazards at the L'Enfant Plaza station entrance, and addressing an ADA hazard at platforms rehabilitated in the Platform 1 project.

FY2022 Funding (\$ Millions)

FY22 Current Budget	FY22 Forecast Range	YTD % Budget Expended
\$13.5	\$5.0 - \$5.0	18%

Funding Sources	YTD Expended
Formula	\$0.0
PRIIA	\$0.0
Other	\$0.0
Federal Subtotal	\$0.0
System Performance	\$0.1
Reimbursable/Other	\$0.0
DC Dedicated Funding	\$0.8
MD Dedicated Funding	\$0.7
VA Non-Restricted Dedicated Funding	\$0.5
VA Restricted Dedicated Funding	\$0.2
Local Subtotal	\$2.3
Debt	\$0.0
Net Accruals	\$0.1
TOTAL	\$2.5

Active Award Contracts

Contract Number	Vendor	Activity	Award Amount	Award Date	Period of Performance Start Date	Period of Performance End Date
FQ16036A	Potomac Construction Co Inc	CONSTRUCTION	\$25,000,000		10/10/2017	10/9/2022
FQ18033G	Gannett Fleming Engineers and Architects	CONSULT	\$70,000,000		8/23/2018	8/23/2023
FQ18033F	DHA/RK&K Joint Venture	CONSULT	\$55,000,000		8/16/2018	8/16/2023


(CIP0251) Automatic Train Control State of Good Repair

FY2022 Q2

Initiative Type: Program **Mode:** Rail
Investment Program: Signals & Communications **Location:** Systemwide
Investment Category: Rail Systems

Description

This program replaces aging Automatic Train Control (ATC) systems, Train Control Room (TCR) infrastructure and wayside equipment. Obsolete and failing equipment must be replaced at intervals ranging from 20 to 40 years.



Expected Outcome

Increases the safety of Metrorail operations and provides reliable signal operation to minimize disruptions to rail service as measured by the Rail Infrastructure Availability performance indicator [FY20 target less than 3.8% of track under performance restrictions] and the Metrorail customer injury rate performance indicator [FY20 target of less than 1.40 injuries per million passengers] and prevent potential safety issues.

Strategic Drivers



Safety



Security



Reliability/SGR

Overall Status

(Programs are ongoing)

- Development & Evaluation
- Implementation & Construction
- Operations Activation

Metro continues to fabricate Alexandria Yard train control bungalows installation, which is anticipated to be completed in FY2022. Metro also continued to test power supplies at various locations and completed training for the new switch machine power supply replacements. A contract is anticipated to be awarded in FY2022 for the replacement of ATC equipment at 14 locations and the renewal of 24 train control rooms.

FY2022 Funding (\$ Millions)

FY22 Current Budget	FY22 Forecast Range	YTD % Budget Expended
\$66.6	\$33.7 - \$45.7	25%

Funding Sources	YTD Expended
Formula	\$0.0
PRIIA	\$8.4
Other	\$0.0
Federal Subtotal	\$8.4
System Performance	\$0.6
Reimbursable/Other	\$0.0
DC Dedicated Funding	\$2.4
MD Dedicated Funding	\$2.2
VA Non-Restricted Dedicated Funding	\$1.5
VA Restricted Dedicated Funding	\$0.5
Local Subtotal	\$7.3
Debt	\$0.0
Net Accruals	\$1.1
TOTAL	\$16.8

Active Award Contracts

Contract Number	Vendor	Activity	Award Amount	Award Date	Period of Performance Start Date	Period of Performance End Date
FQ18070	B&C Transit Consultants Inc.	CONSTRUCTION	\$6,040,000	10/16/2018	11/5/2018	11/9/2021
FQ19172M	Mott MacDonald-WSP Joint Venture	ENGINEERING	\$44,000,000		10/3/2019	10/3/2024
FQ18050 (A)	Draka Cableteq USA	EQUIP_MATL	\$0	4/18/2018	4/18/2018	4/21/2023
FQ19187	Alstom Signaling Inc	EQUIP_MATL	\$2,145,150	6/5/2019	2/28/2019	5/8/2020
FQ18119	B&C Transit Consultants Inc.	CONSTRUCTION	\$2,651,145		1/11/2019	1/15/2022
FQ15205	Sharp And Company	3RD_PARTY	\$4,544,391	12/8/2020	1/8/2021	7/7/2021
CQ18173-COOP	Graybar Electric Co Inc	EQUIP_MATL	\$5,000,000		10/30/2018	1/31/2023
FQ18110	CHK America Inc	EQUIP_MATL	\$8,635,950	3/10/2021	4/12/2021	4/11/2022
C20113	Transportation Management Service Inc	3RD_PARTY	\$10,784,752		5/22/2020	5/21/2022
FQ19172M	Mott MacDonald-WSP Joint Venture	ENGINEERING	\$44,000,000		10/3/2019	10/3/2024
FQ18033A	Parsons Transportation Group Inc	CONSULT	\$45,000,000		9/24/2018	9/24/2023
FQ15192-FY20	Mott MacDonald I&E, LLC	ENGINEERING	\$46,000,000		7/18/2019	6/30/2020
FQ18033G	Gannett Fleming Engineers and Architects	CONSULT	\$49,000,000		8/23/2018	8/23/2023
FQ18134	M.C. Dean, Inc.	CONSTRUCTION	\$27,049,129		1/1/2019	12/31/2023

(CIP0252) Low Voltage Power State of Good Repair

FY2022 Q2

Initiative Type: Program **Mode:** Rail
Investment Program: Station Systems **Location:** Farragut West, Foggy Bottom, Arlington Cemetery, Crystal City, Deanwood, East Falls Church, Vienna, Gallery Place, Silver Spring
Investment Category: Stations and Passenger Facilities

Description

This program replaces low voltage power systems, improves various power components, and maintains existing low voltage power systems in a state of good repair.



Expected Outcome

Maintains the reliability of systems that support service by keeping the infrastructure that provides power to station lighting, HVAC, elevators and escalators, train control and communication systems, drainage pumping stations, and other Metrorail station infrastructure in a state of good repair.

Strategic Drivers



Overall Status

(Programs are ongoing)

- Development & Evaluation
- Implementation & Construction
- Operations Activation

AC Switchgear replacements continued at Deanwood, East Falls Church, Farragut West, and Vienna. AC Room rehabilitations are ongoing at Silver Spring and Gallery Place. Seventeen locations have completed Uninterruptable Power Supply (UPS) replacement in FY2022.

FY2022 Funding (\$ Millions)

FY22 Current Budget	FY22 Forecast Range	YTD % Budget Expended
\$35.1	\$31.5 - \$36.5	47%

Funding Sources	YTD Expended
Formula	\$13.2
PRIIA	\$0.0
Other	\$0.0
Federal Subtotal	\$13.2
System Performance	\$1.1
Reimbursable/Other	\$0.0
DC Dedicated Funding	\$0.7
MD Dedicated Funding	\$0.6
VA Non-Restricted Dedicated Funding	\$0.4
VA Restricted Dedicated Funding	\$0.1
Local Subtotal	\$2.9
Debt	\$0.0
Net Accruals	\$0.2
TOTAL	\$16.3

Active Award Contracts

Contract Number	Vendor	Activity	Award Amount	Award Date	Period of Performance Start Date	Period of Performance End Date
FQ16150	Benning Power Electronics Inc	CONSTRUCTION	\$8,004,078		1/9/2019	1/8/2020
FQ17044A	Aldridge Electric Inc	CONSTRUCTION	\$0		12/27/2018	6/30/2022
FQ17044S	Singleton Electric Company, Inc.	CONSTRUCTION	\$0		8/9/2018	6/30/2022
FQ17044E	eVigilant Security	CONSTRUCTION	\$0		8/9/2018	6/30/2022
CMOWE21015	Sortac Systems LLC	CONSULT	\$200,000		7/6/2021	7/6/2023
CRAIL211020	A&A Transfer, Inc.	EQUIP_MATL	\$472,425	2/8/2022	2/8/2022	5/18/2022
CQ18173-COOP	Graybar Electric Co Inc	EQUIP_MATL	\$5,000,000		10/30/2018	1/31/2023
FQ18033D	Jacobs Engineering Group, Inc.	CONSULT	\$82,500,000		8/21/2018	8/21/2023
FQ19172M	Mott MacDonald-WSP Joint Venture	ENGINEERING	\$18,000,000		10/3/2019	10/3/2024
FQ19218	Helix Electric Inc	CONSTRUCTION	\$27,791,004		10/30/2020	10/29/2023
FQ18033C	WSP USA Inc.	CONSULT	\$65,000,000		8/15/2018	8/15/2023
FQ16148	C3M Power Systems, LLC	CONSTRUCTION	\$116,556,317		5/10/2017	6/30/2022
FQ18033G	Gannett Fleming Engineers and Architects	CONSULT	\$82,000,000		8/23/2018	8/23/2023
FQ16036A	Potomac Construction Co Inc	CONSTRUCTION	\$17,933,366		5/2/2019	9/1/2019
FQ17044S	Singleton Electric Company, Inc.	CONSTRUCTION	\$0		8/9/2018	6/30/2022

(CIP0253) Traction Power State of Good Repair

FY2022 Q2

Initiative Type:	Program	Mode:	Rail
Investment Program:	Power	Location:	Rosslyn, West Falls Church, Cleveland Park
Investment Category:	Rail Systems		

Description

This program replaces traction power systems, improves various traction power components, and maintains existing traction power systems in a state of good repair in order to deliver safe and reliable Metrorail operations.



Expected Outcome

Addresses the ability to provide Metrorail service through replacement or rehabilitation of critical infrastructure that delivers propulsion power to Metrorail. Improvements decrease speed restrictions imposed on trains, and reduce the risk of safety incidents including track fire incidents and stray current problems as measured by the Rail Infrastructure Availability performance indicator [FY20 target less than 3.8% of track under performance restrictions] and the number of fire incidents performance indicator [FY20 target of less than 50 incidents annually].

Strategic Drivers



Safety



Security



Reliability/SGR

Overall Status

(Programs are ongoing)

- Development & Evaluation
- Implementation & Construction
- Operations Activation

Metro awarded a contract that will replace equipment at 12 Traction Power Substations and 9 Tie Breaker Stations over four years. The replacement of the cable tray at Rosslyn is complete and installation of the negative return switchgear will conclude in FY2022. Transformer replacements are ongoing at various locations. Metro continues to megger and replace cable.

FY2022 Funding (\$ Millions)

FY22 Current Budget	FY22 Forecast Range	YTD % Budget Expended
\$45.9	\$40.2 - \$45.2	47%

Funding Sources	YTD Expended
Formula	\$16.5
PRIIA	\$0.0
Other	\$0.0
Federal Subtotal	\$16.5
System Performance	\$0.0
Reimbursable/Other	\$0.0
DC Dedicated Funding	\$1.1
MD Dedicated Funding	\$1.0
VA Non-Restricted Dedicated Funding	\$0.7
VA Restricted Dedicated Funding	\$0.2
Local Subtotal	\$3.0
Debt	\$0.0
Net Accruals	\$2.0
TOTAL	\$21.5

Active Award Contracts

Contract Number	Vendor	Activity	Award Amount	Award Date	Period of Performance Start Date	Period of Performance End Date
FQ17101B	Kupper Engineering, Inc.	EQUIP_MATL	\$10,638,016	10/7/2021	7/1/2020	6/30/2023
C20065	GRAINGER	EQUIP_MATL	\$5,000,000		11/12/2019	12/31/2022
FQ19135	Mac Products Inc	EQUIP_MATL	\$1,391,378	12/20/2019	12/20/2019	12/20/2022
F20152	MAC Electric, LLC	EQUIP_MATL	\$163,620		6/23/2020	6/22/2021
FQ19172M	Mott MacDonald-WSP Joint Venture	ENGINEERING	\$18,000,000		10/3/2019	10/3/2024
FQ18050 (A)	Draka Cableteq USA	CONSTRUCTION	\$0	4/18/2018	4/18/2018	4/21/2023
CQ18173-COOP	Graybar Electric Co Inc	EQUIP_MATL	\$5,000,000		10/30/2018	1/31/2023
FQ18099	M.C. Dean, Inc.	EQUIP_MATL	\$0		3/15/2019	3/14/2024
F20046	EL Tex Industries, Inc.	EQUIP_MATL	\$149,535	11/23/2020	11/23/2020	11/22/2022
FQ18033A	Parsons Transportation Group Inc	CONSULT	\$55,000,000		9/24/2018	9/24/2023
FQ17165	C3M Power Systems, LLC	CONSTRUCTION	\$60,121,710	4/12/2018	4/19/2018	4/18/2023
FQ17165	C3M Power Systems, LLC	CONSTRUCTION	\$60,121,710	4/12/2018	4/19/2018	4/18/2023
FQ18033C	WSP USA Inc.	CONSULT	\$65,000,000		8/15/2018	8/15/2023
FQ18033B	HNTB Corporation	ENGINEERING	\$65,000,000		8/2/2018	8/1/2023
FQ19061	C3M Power Systems, LLC	CONSTRUCTION	\$80,071,512		5/1/2019	11/30/2021
FQ18033G	Gannett Fleming Engineers and Architects	CONSULT	\$82,000,000		8/23/2018	8/23/2023
FQ18033D	Jacobs Engineering Group, Inc.	CONSULT	\$82,500,000		8/21/2018	8/21/2023
FQ16148	C3M Power Systems, LLC	CONSTRUCTION	\$116,556,317		5/10/2017	6/30/2022
CMOWE21015	Sortac Systems LLC	CONSULT	\$200,000		7/6/2021	7/6/2023
FQ18033F	DHA/RK&K Joint Venture	CONSULT	\$55,000,000		8/16/2018	8/16/2023

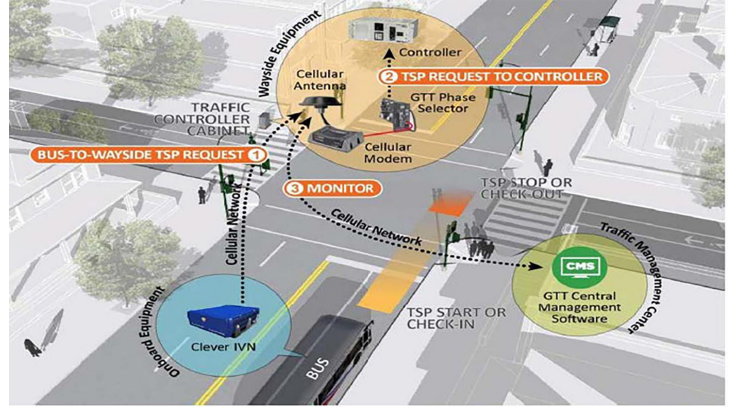
(CIP0254) Bus Priority Program Development

FY2022 Q2

Initiative Type: Program **Mode:** Bus
Investment Program: Passenger Facilities/Systems **Location:** Systemwide
Investment Category: Bus, Bus Facilities and Paratransit

Description

In response to the September 2018 Bus Transformation Project, the Bus Priority Program aims to improve bus service and equity. This program plans and implements new initiatives and technology to advance bus priority strategies.



Expected Outcome

Increases the reliability of Metrobus service by developing strategies and working with jurisdictions to reduce travel time of buses through technology that prioritizes bus travel.

Strategic Drivers



Overall Status

(Programs are ongoing)

- Development & Evaluation
- Implementation & Construction
- Operations Activation

Metro is working with regional transportation entities to develop projects such as increasing bus lanes, queue jumps, and the Transit Signal Priority project.

FY2022 Funding (\$ Millions)

FY22 Current Budget	FY22 Forecast Range	YTD % Budget Expended
\$2.2	\$2.7 - \$2.7	52%

Funding Sources	YTD Expended
Formula	\$0.0
PRIIA	\$0.0
Other	\$0.0
Federal Subtotal	\$0.0
System Performance	\$0.7
Reimbursable/Other	\$0.0
DC Dedicated Funding	\$0.2
MD Dedicated Funding	\$0.2
VA Non-Restricted Dedicated Funding	\$0.1
VA Restricted Dedicated Funding	\$0.0
Local Subtotal	\$1.1
Debt	\$0.0
Net Accruals	\$0.0
TOTAL	\$1.2

Active Award Contracts

Contract Number	Vendor	Activity	Award Amount	Award Date	Period of Performance Start Date	Period of Performance End Date
FQ19131	Clever Devices Ltd.	EQUIP_MATL	\$1,771,011	1/11/2019	1/11/2019	1/10/2020
C20102A	AECOM, USA, INC.	CONSULT	\$498,531	5/19/2021	10/1/2020	9/30/2023
CQ19104	Dell Marketing LP	EQUIP_MATL	\$194,300,000	7/22/2019	7/22/2019	7/22/2022
COBTR222084	Mead and Hunt Inc	CONSULT	\$182,380	12/27/2021	12/27/2021	12/26/2022

(CIP0255) Fare Collection Modernization

FY2022 Q2

Initiative Type: Project **Mode:** Systemwide
Investment Program: Station Systems **Location:** Systemwide
Investment Category: Stations and Passenger Facilities

Description

This project replaces Metro's aging fare collection systems in rail stations and aboard Metrobuses and develops new methods for customers to pay for and manage their payment accounts.



Expected Outcome

Provides modern infrastructure and payment options for Metro customers that will improve convenience, reliability and decrease repair costs.

Strategic Drivers



Safety



Security



Reliability/SGR

Overall Status

Current Project Phase:

- Development & Evaluation **X**
- Implementation & Construction **X**
- Operations Activation **X**

Systemwide installation of new, modernized faregates is now ongoing with 29 stations installed with new faregates (31 out of 124 station mezzanines). The design of new bus fareboxes has begun and replacements are scheduled to begin in FY2023. Emergency swing gates were replaced at 32 locations.

FY2022 Funding (\$ Millions)

FY22 Current Budget	FY22 Forecast Range	YTD % Budget Expended
\$56.9	\$76.2 - \$86.2	69%

Funding Sources	YTD Expended
Formula	\$8.6
PRIIA	\$0.0
Other	\$0.0
Federal Subtotal	\$8.6
System Performance	\$1.1
Reimbursable/Other	\$0.0
DC Dedicated Funding	\$10.2
MD Dedicated Funding	\$9.5
VA Non-Restricted Dedicated Funding	\$6.5
VA Restricted Dedicated Funding	\$2.3
Local Subtotal	\$29.6
Debt	\$0.0
Net Accruals	\$1.1
TOTAL	\$39.2

Active Award Contracts

Contract Number	Vendor	Activity	Award Amount	Award Date	Period of Performance Start Date	Period of Performance End Date
FQ15005A	AECOM, USA, INC.	CONSULT	\$9,307,449		8/13/2019	10/12/2019
CIT01211002	Advance Computer Concepts	EQUIP_MATL	\$45,927		8/14/2020	8/13/2021
CIT01200225	Networking for Future, Inc. (NFF, Inc.)	EQUIP_MATL	\$79,362	7/14/2020	7/14/2020	7/13/2021
COBTR21003	LTK Engineering Services	CONSULT	\$1,000,000		7/14/2021	7/6/2023
FOBTR211279-W04	Four Nines Technologies	CONSULT	\$1,171,325		11/1/2021	10/31/2024
COBTR211208-W03	Reflexions Data LLC	CONSULT	\$1,173,744	10/18/2021	10/18/2021	6/18/2023
CCPPM21012	LTK Engineering Services	ENGINEERING	\$1,350,000		7/6/2021	7/6/2023
CCSCM211074	Sharp And Company	CONSULT	\$1,768,000	2/11/2022	2/11/2022	6/30/2022
CQ19277	CHYP USA, Inc.	CONSULT	\$2,181,123		9/3/2020	9/26/2021
CQ19277	CHYP USA, Inc.	CONSULT	\$3,219,302		9/27/2021	9/26/2022
CQ19234	Cubic Transportation Systems Inc.	EQUIP_MATL	\$3,000,000	9/6/2019	9/6/2019	9/5/2021
CQ15009	Cubic Transportation Systems Inc	CONSULT	\$4,725,520		8/1/2019	9/30/2019
FCPPM200214-W01	Cubic Transportation Systems Inc.	DESIGN_BUILD	\$38,417,616		12/24/2021	12/23/2024
CQ19236	Cubic Transportation Systems Inc.	IT_SOFTWARE_OTH	\$10,182,217		10/1/2019	9/30/2022
CQ19104	Dell Marketing LP	EQUIP_MATL	\$194,300,000	7/22/2019	7/22/2019	7/22/2022
FQ18152	STraffic America, LLC	DESIGN_BUILD	\$43,403,484		9/8/2020	9/7/2021
CQ19236	Cubic Transportation Systems Inc.	IT_SOFTWARE_OTH	\$22,744,083		10/1/2019	9/30/2022
CQ19236	Cubic Transportatio	CONSULT	\$22,744,083		10/1/2019	9/30/2022

Notes: All figures are preliminary and unaudited. Not all CIPs have Active Award Contracts.

WASHINGTON METROPOLITAN TRANSIT AUTHORITY

Contract Number	Vendor	Activity	Award Amount	Award Date	Period of Performance Start Date	Period of Performance End Date
	n Systems Inc.					
CQ19236	Cubic Transportation Systems Inc.	IT_SOFTWARE_OTH	\$19,161,723		10/1/2019	9/30/2022
CQ19016	Cubic Transportation Systems Inc.	DESIGN_BUILD	\$17,991,179		6/18/2019	6/17/2022
FQ18056	Cubic Transportation Systems Inc.	IT_HARDWARE_OTH	\$17,002,876	9/24/2021	9/24/2021	11/30/2022
FQ16036D	Signature Renovations LLC	CONSTRUCTION	\$15,000,000		10/10/2017	10/9/2022
CCPPM21014	LTK Engineering Services	CONSULT	\$2,800,000		8/23/2021	8/23/2023
CQ18159	Cubic Transportation Systems Inc.	IT_SOFTWARE_OTH	\$10,746,639		6/11/2018	12/31/2019
CQ19104	Dell Marketing LP	IT_HARDWARE_OTH	\$60,000,000	7/22/2019	7/22/2019	7/22/2022

(CIP0256) 7000-Series Railcars

FY2022 Q2

Initiative Type: Project **Mode:** Rail
Investment Program: Acquisition **Location:** Systemwide
Investment Category: Railcar and Railcar Facilities

Description

This project procures 620 of the 7000 series railcars to replace the 1000, 4000, 5000 series fleets, plus 28 additional railcars. 128 additional 7000 series railcars were acquired through Silver Line Phase 1 and 2 extension projects and were funded by the Metropolitan Washington Airports Authority.



Expected Outcome

Replaces the unreliable 1000, 4000, and 5000 series vehicles, which will improve customer safety and reduce failures that interrupt revenue service as measured by the Metrorail customer injury rate performance indicator [FY20 target of less than 1.40 injuries per million passengers] and the Rail Fleet Reliability performance indicator [FY20 greater than 130,000 miles between delay]. Metro was directed by NTSB to remove the 1000 Series fleet from service due to safety deficiencies.

Strategic Drivers



Safety



Security



Reliability/SGR

Overall Status

Current Project Phase:

- Development & Evaluation
- Implementation & Construction **X**
- Operations Activation

The 7000-Series derailment and investigation have impacted the milestone payment schedule for railcar warranties as well as work with the manufacturer and sub-contractors on various outstanding 7000 Series modifications for Automatic Train Control software upgrades, railcar door wiring, cybersecurity enhancements, reduction of power consumption, and troubleshooting training for railcar maintenance. Delivery of a railcar training simulator is anticipated by the end of FY2022.

FY2022 Funding (\$ Millions)

FY22 Current Budget	FY22 Forecast Range	YTD % Budget Expended
\$54.4	\$29.7 - \$49.7	22%

Funding Sources	YTD Expended
Formula	\$0.0
PRIIA	\$0.0
Other	\$0.0
Federal Subtotal	\$0.0
System Performance	\$8.3
Reimbursable/Other	\$0.0
DC Dedicated Funding	\$1.7
MD Dedicated Funding	\$1.6
VA Non-Restricted Dedicated Funding	\$1.1
VA Restricted Dedicated Funding	\$0.4
Local Subtotal	\$13.0
Debt	\$0.0
Net Accruals	\$-1.1
TOTAL	\$11.9

Active Award Contracts

Contract Number	Vendor	Activity	Award Amount	Award Date	Period of Performance Start Date	Period of Performance End Date
RC7000	Kawasaki Rail Car Inc	RAILCARS	\$1,599,725,386		9/22/2021	9/21/2022
FQ19148	LTK Engineering Services	ENGINEERING	\$24,676,051		7/1/2020	6/30/2021
FQ19148	LTK Engineering Services	ENGINEERING	\$24,226,051		7/1/2020	6/30/2021
CQ18198	RemacUSA, Inc.	RAILCARS	\$930,722	8/16/2021	8/23/2021	8/31/2021
CQ17158	Saft America Inc	EQUIP_MATL	\$800,000	10/4/2017	10/6/2017	10/5/2019

(CIP0257) Emergency Trip Station (ETS) Rehabilitation

FY2022 Q2

Initiative Type: Project **Mode:** Rail
Investment Program: Signals & Communications **Location:** Systemwide
Investment Category: Rail Systems

Description

The existing Emergency Trip Station (ETS) system has an aging, deteriorating infrastructure and utilizes obsolete electrical components and communications technology. This project upgrades the Rail Right-Of-Way (ROW) ETS system including the telephones.



Expected Outcome

Improves the safety of Metro customers and employees through state of good repair replacement with newer and more reliable equipment as measured by the Metrorail customer injury rate performance indicator [FY20 target of less than 1.40 injuries per million passengers] and the Metrorail system employee injury rate performance indicator [FY20 target of less than 3.4 per 200,000 hours worked].

Strategic Drivers



Safety



Security



Reliability/SGR

Overall Status

Current Project Phase:

Development & Evaluation **X**
 Implementation & Construction
 Operations Activation

Metro is implementing a new Geographic Information System (GIS) to manage discrete fiber optic and copper network elements.

FY2022 Funding (\$ Millions)

FY22 Current Budget	FY22 Forecast Range	YTD % Budget Expended
\$3.5	\$0.0 - \$0.0	1%

Funding Sources	YTD Expended
Formula	\$0.0
PRIIA	\$0.0
Other	\$0.0
Federal Subtotal	\$0.0
System Performance	\$0.0
Reimbursable/Other	\$0.0
DC Dedicated Funding	\$0.0
MD Dedicated Funding	\$0.0
VA Non-Restricted Dedicated Funding	\$0.0
VA Restricted Dedicated Funding	\$0.0
Local Subtotal	\$0.1
Debt	\$0.0
Net Accruals	\$0.0
TOTAL	\$0.0

(CIP0258) Station And Tunnel Fire Alarm Rehabilitation

FY2022 Q2

Initiative Type: Program **Mode:** Rail
Investment Program: Station Systems **Location:** Systemwide
Investment Category: Stations and Passenger Facilities

Description

This program will upgrade fire alarm systems in the tunnels and stations.



Expected Outcome

Improves Metro's compliance with National Fire Protection Association standards and addresses recommendations made by the National Transportation Safety Board. Improves customer and employee safety by accurately measuring and responding to fire incidents as measured by the Metrorail customer injury rate performance indicator [FY20 target of less than 1.40 injuries per million passengers] and the Metrorail system employee injury rate performance indicator [FY20 target of less than 3.4 per 200,000 hours worked].

Strategic Drivers



Safety



Security



Reliability/SGR

Overall Status

(Programs are ongoing)

- Development & Evaluation
- Implementation & Construction
- Operations Activation

Metro has completed the installation of the Tunnel Smoke detection system pilot and is in a six month evaluation period. Two procurement packages are being developed for an additional 190 fans and vent shafts.

FY2022 Funding (\$ Millions)

FY22 Current Budget	FY22 Forecast Range	YTD % Budget Expended
\$7.1	\$3.9 - \$4.9	13%

Funding Sources	YTD Expended
Formula	\$0.0
PRIIA	\$0.1
Other	\$0.0
Federal Subtotal	\$0.1
System Performance	\$0.0
Reimbursable/Other	\$0.0
DC Dedicated Funding	\$0.2
MD Dedicated Funding	\$0.2
VA Non-Restricted Dedicated Funding	\$0.1
VA Restricted Dedicated Funding	\$0.0
Local Subtotal	\$0.5
Debt	\$0.0
Net Accruals	\$0.3
TOTAL	\$0.9

Active Award Contracts

Contract Number	Vendor	Activity	Award Amount	Award Date	Period of Performance Start Date	Period of Performance End Date
FQ15192-FY20	Mott MacDonald I&E, LLC	CONSULT	\$46,000,000		7/18/2019	6/30/2020
FQ19172M	Mott MacDonald-WSP Joint Venture	ENGINEERING	\$18,000,000		10/3/2019	10/3/2024
FQ15191-FY19	Gannett Fleming-Parsons Joint Venture II	CONSULT	\$75,000,000		5/2/2017	8/1/2021
FQ16148	C3M Power Systems, LLC	CONSTRUCTION	\$96,659,772		5/10/2017	6/30/2022
FQ19172A	AECOM, USA, INC.	ENGINEERING	\$8,500,000		11/15/2019	11/14/2024


(CIP0259) Employee Timekeeping System

FY2022 Q2

Initiative Type: Project **Mode:** Systemwide
Investment Program: IT **Location:** Systemwide
Investment Category: Business and Operations Support

Description

This project implements a new automated time and attendance system for Metro employees.



Expected Outcome

Consolidates Metro's timekeeping into a single platform that provides improved controls and compliance with regulations while reducing operating and maintenance costs through a modern and streamlined application.

Strategic Drivers



Safety



Security



Reliability/SGR

Overall Status

Current Project Phase:

Development & Evaluation
 Implementation & Construction **X**
 Operations Activation **X**

Metrotime (timekeeping solution) is in the stabilization phase where various reconfiguration requests are being addressed.

FY2022 Funding (\$ Millions)

FY22 Current Budget	FY22 Forecast Range	YTD % Budget Expended
\$2.4	\$2.4 - \$2.4	86%

Funding Sources	YTD Expended
Formula	\$0.0
PRIIA	\$0.0
Other	\$0.0
Federal Subtotal	\$0.0
System Performance	\$0.0
Reimbursable/Other	\$0.0
DC Dedicated Funding	\$0.9
MD Dedicated Funding	\$0.8
VA Non-Restricted Dedicated Funding	\$0.6
VA Restricted Dedicated Funding	\$0.2
Local Subtotal	\$2.5
Debt	\$0.0
Net Accruals	\$-0.4
TOTAL	\$2.1

Active Award Contracts

Contract Number	Vendor	Activity	Award Amount	Award Date	Period of Performance Start Date	Period of Performance End Date
FQ15124_VIV	Viva USA Inc	CONSULT	\$0		5/1/2019	4/30/2020
CQ18047	NuAxis Innovations, LLC	CONSULT	\$24,553,638		2/13/2018	2/15/2025
FQ16082	immixTechnology Inc	CONSULT	\$9,341,979	10/29/2021	4/15/2021	6/30/2022
CQ17013E	IBS Management & Consultancy Service LLC	CONSULT	\$5,404,762		1/3/2018	1/2/2022
CQ17013F-1	KPMG LLP	CONSULT	\$3,012,800		1/3/2017	1/2/2022
CQ19054	immixTechnology Inc	IT_SOFTWARE_OTHER	\$1,625,974		10/1/2018	10/31/2022
FQ15124_IEL	Ideal ERP, LLC	CONSULT	\$0		5/1/2019	4/30/2020
FQ15124_SFA	Susan Fitzgerald & Associates, Inc.	CONSULT	\$0		5/1/2019	4/30/2020

(CIP0261) Rail Tunnel Lighting Replacement

FY2022 Q2

Initiative Type: Program
Investment Program: Fixed Rail
Investment Category: Track and Structures Rehabilitation
Mode: Rail
Location: Systemwide

Description

This program replaces tunnel lights and fixtures with LED lamps. This program addresses a recommendation from the 2017 agency wide energy audit and a safety corrective action plan to finish replacing light fixtures in all tunnels.



Expected Outcome

Intensifies tunnel illumination, increasing the safety of the work environment for Metro's workforce and first responders accessing tunnels as measured by the Metrorail system employee injury rate performance indicator [FY20 target of less than 3.4 per 200,000 hours worked]. Additionally reduces energy consumption and improves the efficiency of maintenance for tunnel lights.

Strategic Drivers



Safety



Security



Reliability/SGR

Overall Status

(Programs are ongoing)

- Development & Evaluation
- Implementation & Construction
- Operations Activation

Metro anticipates installing lighting upgrades on Red Line tunnel segments in Q3.

FY2022 Funding (\$ Millions)

FY22 Current Budget	FY22 Forecast Range	YTD % Budget Expended
\$1.5	\$3.6 - \$3.6	118%

Funding Sources	YTD Expended
Formula	\$0.0
PRIIA	\$0.0
Other	\$0.0
Federal Subtotal	\$0.0
System Performance	\$1.0
Reimbursable/Other	\$0.0
DC Dedicated Funding	\$0.2
MD Dedicated Funding	\$0.2
VA Non-Restricted Dedicated Funding	\$0.1
VA Restricted Dedicated Funding	\$0.0
Local Subtotal	\$1.6
Debt	\$0.0
Net Accruals	\$0.2
TOTAL	\$1.8

(CIP0262) Tunnel Water Leak Mitigation

FY2022 Q2

Initiative Type: Program **Mode:** Rail
Investment Program: Structures **Location:** Systemwide
Investment Category: Track and Structures Rehabilitation

Description

This program mitigates water infiltration into the Metrorail tunnel system.



Expected Outcome

Reduces disruption to revenue service and increases passenger and employee safety by mitigating the risk of water intrusion which can cause fire and smoke events as measured by the number of fire incidents performance indicator [FY20 target of less than 50 incidents annually] and the Metrorail customer on-time performance indicator [FY20 target greater than 88% on-time]. Protects Metro infrastructure and equipment which reduces the frequency and cost of repairs and replacements.

Strategic Drivers



Safety



Security



Reliability/SGR

Overall Status

(Programs are ongoing)

- Development & Evaluation
- Implementation & Construction
- Operations Activation

Metro anticipates awarding a contract for water mitigation work along two segments of the Red Line (from Silver Spring to Forest Glen and Tenleytown-AU to Friendship Heights) in FY2022. The effectiveness of the work will be evaluated for potential further use in other tunnel segments.

FY2022 Funding (\$ Millions)

FY22 Current Budget	FY22 Forecast Range	YTD % Budget Expended
\$8.0	\$9.9 - \$9.9	8%

Funding Sources	YTD Expended
Formula	\$0.0
PRIIA	\$0.0
Other	\$0.0
Federal Subtotal	\$0.0
System Performance	\$0.0
Reimbursable/Other	\$0.0
DC Dedicated Funding	\$0.2
MD Dedicated Funding	\$0.2
VA Non-Restricted Dedicated Funding	\$0.1
VA Restricted Dedicated Funding	\$0.0
Local Subtotal	\$0.5
Debt	\$0.0
Net Accruals	\$0.1
TOTAL	\$0.6

Active Award Contracts

Contract Number	Vendor	Activity	Award Amount	Award Date	Period of Performance Start Date	Period of Performance End Date
FQ19172G	Gannett Fleming Engineers and Architects	ENGINEERING	\$70,250,000		10/3/2019	10/3/2024
FQ18033B	HNTB Corporation	ENGINEERING	\$65,000,000		8/2/2018	8/1/2023
FQ18033C	WSP USA Inc.	CONSULT	\$45,000,000		8/15/2018	8/15/2023
FIRPG211179	Sovereign Hydroseal East Inc	CONSTRUCTION	\$16,584,683		1/27/2022	1/27/2024

(CIP0266) Historic Bus Loop and Facility Rehabilitation

FY2022 Q2

Initiative Type:	Project	Mode:	Bus
Investment Program:	Passenger Facilities/Systems	Location:	Chevy Chase, Calvert St. and Colorado Ave.
Investment Category:	Bus, Bus Facilities and Paratransit		

Description

This project rehabilitates three historic bus terminals: Calvert Street, Chevy Chase, and Colorado Avenue. All three facilities are obsolete and in failing condition and this will ensure the terminals are returned to a state of good repair.



Expected Outcome

Improves employee and customer satisfaction by providing modern restroom facilities, wider bus stops, improved canopies for the public, and overall safer facilities that comply with ADA guidelines.

Strategic Drivers



Safety



Security



Reliability/SGR

Overall Status

Current Project Phase:

Development & Evaluation	
Implementation & Construction	X
Operations Activation	

Construction is ongoing at the Colorado historic bus passenger facility, which is estimated to be completed in Q3 of FY2022. The Calvert bus passenger facility will then be reconstructed. Construction on the Chevy Chase bus passenger facility was complete in Q1 of FY2022.

FY2022 Funding (\$ Millions)

FY22 Current Budget	FY22 Forecast Range	YTD % Budget Expended
\$3.3	\$3.0 - \$3.0	49%

Funding Sources	YTD Expended
Formula	\$0.0
PRIIA	\$0.0
Other	\$0.0
Federal Subtotal	\$0.0
System Performance	\$0.0
Reimbursable/Other	\$0.1
DC Dedicated Funding	\$0.2
MD Dedicated Funding	\$0.2
VA Non-Restricted Dedicated Funding	\$0.2
VA Restricted Dedicated Funding	\$0.1
Local Subtotal	\$0.8
Debt	\$0.9
Net Accruals	\$-0.1
TOTAL	\$1.6

Active Award Contracts

Contract Number	Vendor	Activity	Award Amount	Award Date	Period of Performance Start Date	Period of Performance End Date
FQ18033G	Gannett Fleming Engineers and Architects	ENGINEERING	\$82,000,000		8/23/2018	8/23/2023
FQ18110	CHK America Inc	EQUIP_MATL	\$8,635,950	3/10/2021	4/12/2021	4/11/2022
C20057	Potomac Construction Co Inc	CONSTRUCTION	\$3,031,759		8/5/2020	4/20/2022
FQ19172A	AECOM, USA, INC.	CONSULT	\$2,500,000		11/15/2019	11/14/2024

(CIP0269) Asset Management Software

FY2022 Q2

Initiative Type: Program **Mode:** Systemwide
Investment Program: IT **Location:** Systemwide
Investment Category: Business and Operations Support

Description

This program develops asset lifecycle management plans by asset group as required by the Federal Transit Administration (FTA). The project also establishes a consistent methodology for assessing asset conditions and standardizes how new assets are inducted into Metro's systems.



Expected Outcome

Improves Metro's ability to track and maintain over \$42 billion in physical assets to enable proper maintenance in support of safe and reliable service.

Strategic Drivers



Safety



Security



Reliability/SGR

Overall Status

(Programs are ongoing)
 Development & Evaluation
 Implementation & Construction
 Operations Activation

FY2022 Funding (\$ Millions)

FY22 Current Budget	FY22 Forecast Range	YTD % Budget Expended
\$2.4	\$2.4 - \$2.4	28%

Funding Sources	YTD Expended
Formula	\$0.0
PRIIA	\$0.0
Other	\$0.0
Federal Subtotal	\$0.0
System Performance	\$0.0
Reimbursable/Other	\$0.0
DC Dedicated Funding	\$0.2
MD Dedicated Funding	\$0.2
VA Non-Restricted Dedicated Funding	\$0.1
VA Restricted Dedicated Funding	\$0.0
Local Subtotal	\$0.5
Debt	\$0.0
Net Accruals	\$0.1
TOTAL	\$0.7

Active Award Contracts

Contract Number	Vendor	Activity	Award Amount	Award Date	Period of Performance Start Date	Period of Performance End Date
FQ18033F	DHA/RK&K Joint Venture	CONSULT	\$45,500,000		8/16/2018	8/16/2023
FQ18033C	WSP USA Inc.	ENGINEERING	\$45,000,000		8/15/2018	8/15/2023

(CIP0270) Capital Delivery Program Support

FY2022 Q2

Initiative Type: Program **Mode:** Systemwide
Investment Program: Support Equipment/Services **Location:** Systemwide
Investment Category: Business and Operations Support

Description

This program provides project administration, planning, scheduling, and management support for the portfolio of major construction projects.



Expected Outcome

Improves Metro's ability to plan and deliver its extensive capital improvement program. This improves Metro's financial responsibility and supports state of good repair efforts.

Strategic Drivers



Safety



Security



Reliability/SGR

Overall Status

(Programs are ongoing)

- Development & Evaluation
- Implementation & Construction
- Operations Activation

FY2022 Funding (\$ Millions)

FY22 Current Budget	FY22 Forecast Range	YTD % Budget Expended
\$35.4	\$30.3 - \$33.3	38%

Funding Sources	YTD Expended
Formula	\$0.0
PRIIA	\$0.0
Other	\$0.0
Federal Subtotal	\$0.0
System Performance	\$14.9
Reimbursable/Other	\$0.0
DC Dedicated Funding	\$-1.0
MD Dedicated Funding	\$-0.9
VA Non-Restricted Dedicated Funding	\$-0.6
VA Restricted Dedicated Funding	\$-0.2
Local Subtotal	\$12.1
Debt	\$0.0
Net Accruals	\$1.5
TOTAL	\$13.6

Active Award Contracts

Contract Number	Vendor	Activity	Award Amount	Award Date	Period of Performance Start Date	Period of Performance End Date
CPFCM21001	Arora Engineers Inc	CONSULT	\$1,000,000		10/18/2021	11/18/2023
FQ15124_SIRC*	Software Information Resource Corporatio	CONSULT	\$0		4/13/2016	4/30/2020
FQ15191-FY19	Gannett Fleming-Parsons Joint Venture II	ENGINEERING	\$75,000,000		5/2/2017	8/1/2021
CQ19089-H	HR&A Advisors Inc	CONSULT	\$199,980	4/9/2019	4/9/2020	12/31/2020
FQ15005A	AECOM, USA, INC.	CONSULT	\$9,307,449		8/13/2019	10/12/2019
FQ18033E	Louis Berger (DC), PLLC/Urban Engineers	CONSULT	\$22,500,000		8/21/2018	8/21/2023
FQ18033E	Louis Berger (DC), PLLC/Urban Engineers	CONSULT	\$22,500,000		8/21/2018	8/21/2023
FQ18033B	HNTB Corporation	CONSULT	\$24,500,000		8/2/2018	8/2/2023
FQ18033F	DHA/RK&K Joint Venture	CONSULT	\$45,500,000		8/16/2018	8/16/2023
FQ18033F	DHA/RK&K Joint Venture	CONSULT	\$45,500,000		8/16/2018	8/16/2023
FQ18033A	Parsons Transportation Group Inc	CONSULT	\$50,000,000		9/24/2018	9/24/2023
FQ18033F	DHA/RK&K Joint Venture	CONSULT	\$55,000,000		8/16/2018	8/16/2023
FQ18033C	WSP USA Inc.	CONSULT	\$60,000,000		8/15/2018	8/15/2023
FQ18033C	WSP USA Inc.	CONSULT	\$60,000,000		8/15/2018	8/15/2023
FQ18033C	WSP USA Inc.	CONSULT	\$65,000,000		8/15/2018	8/15/2023
FQ18033B	HNTB Corporation	CONSULT	\$65,000,000		8/2/2018	8/1/2023
FQ18033B	HNTB Corporation	CONSULT	\$65,000,000		8/2/2018	8/1/2023
FQ18033B	HNTB Corporation	CONSULT	\$65,000,000		8/2/2018	8/1/2023
FQ18033G	Gannett Fleming Engineers and Architects	CONSULT	\$70,000,000		8/23/2018	8/23/2023
FQ15191-FY19	Gannett Fleming-	CONSULT	\$75,000,000		5/2/2017	8/1/2021

Notes: All figures are preliminary and unaudited. Not all CIPs have Active Award Contracts.

WASHINGTON METROPOLITAN TRANSIT AUTHORITY

Contract Number	Vendor	Activity	Award Amount	Award Date	Period of Performance Start Date	Period of Performance End Date
	Parsons Joint Venture II					
FQ15191-FY19	Gannett Fleming-Parsons Joint Venture II	CONSULT	\$75,000,000		5/2/2017	8/1/2021
FQ15124_ANN	Annuk Incorporated	CONSULT	\$0		5/1/2019	4/30/2020
FQ18033A	Parsons Transportation Group Inc	CONSULT	\$50,000,000		9/24/2018	9/24/2023

(CIP0271) Metrorail Station Emergency Gates Replacement

FY2022 Q2

Initiative Type: Project **Mode:** Rail
Investment Program: Platforms & Structures **Location:** Systemwide
Investment Category: Stations and Passenger Facilities

Description

This project replaces Metrorail station emergency gates. Emergency gates will be replaced with new gates equipped with access control card readers, magnetic locks and panic hardware.



Expected Outcome

This project helps secure the rail system and reduce fare evasion.

Strategic Drivers



Safety



Security



Reliability/SGR

Overall Status

Current Project Phase:

Development & Evaluation
 Implementation & Construction **X**
 Operations Activation

Public view monitors have been procured and are being installed at four locations.

FY2022 Funding (\$ Millions)

FY22 Current Budget	FY22 Forecast Range	YTD % Budget Expended
\$0.2	\$0.2 - \$0.2	933%

Funding Sources	YTD Expended
Formula	\$0.0
PRIIA	\$0.0
Other	\$0.0
Federal Subtotal	\$0.0
System Performance	\$0.0
Reimbursable/Other	\$0.0
DC Dedicated Funding	\$0.4
MD Dedicated Funding	\$0.4
VA Non-Restricted Dedicated Funding	\$0.3
VA Restricted Dedicated Funding	\$0.1
Local Subtotal	\$1.2
Debt	\$0.0
Net Accruals	\$0.2
TOTAL	\$1.4

Active Award Contracts

Contract Number	Vendor	Activity	Award Amount	Award Date	Period of Performance Start Date	Period of Performance End Date
FQ18033B	HNTB Corporation	CONSULT	\$65,000,000		8/2/2018	8/1/2023
FQ17044A	Aldridge Electric Inc	CONSTRUCTION	\$0		12/27/2018	6/30/2022

(CIP0272) Digital Display and Wayfinding Improvements

FY2022 Q2

Initiative Type: Program **Mode:** Systemwide
Investment Program: Station Systems **Location:** Systemwide
Investment Category: Stations and Passenger Facilities

Description

This program invests in new equipment and space improvements designed to increase non-fare revenue in stations. Investments include upgrading digital displays, improving signage and wayfinding, as well as other customer amenities.



Expected Outcome

Improves Metro's ability to generate advertising revenue and increase customer satisfaction through modern wayfinding and digital signage at Metrorail stations.

Strategic Drivers



Overall Status

(Programs are ongoing)

- Development & Evaluation
- Implementation & Construction
- Operations Activation

Ongoing installation of 40 digital advertising displays at East Falls Church, West Falls Church, Dunn Loring, and Vienna.

FY2022 Funding (\$ Millions)

FY22 Current Budget	FY22 Forecast Range	YTD % Budget Expended
\$0.8	\$5.4 - \$5.4	201%

Funding Sources	YTD Expended
Formula	\$0.0
PRIIA	\$0.0
Other	\$0.0
Federal Subtotal	\$0.0
System Performance	\$0.0
Reimbursable/Other	\$0.0
DC Dedicated Funding	\$1.1
MD Dedicated Funding	\$1.0
VA Non-Restricted Dedicated Funding	\$0.7
VA Restricted Dedicated Funding	\$0.2
Local Subtotal	\$3.0
Debt	\$0.0
Net Accruals	\$-1.4
TOTAL	\$1.5

Active Award Contracts

Contract Number	Vendor	Activity	Award Amount	Award Date	Period of Performance Start Date	Period of Performance End Date
FQ15192-FY20	Mott MacDonald I&E, LLC	ENGINEERING	\$46,000,000		7/18/2019	6/30/2020
CQ14034	Outfront Media Group LLC	EQUIP_MATL	\$6,716,341		7/1/2014	12/31/2022
CQ18193	ANC Sports Enterprises LLC	EQUIP_MATL	\$19,000,000	8/23/2018	8/23/2018	9/1/2020

(CIP0273) Support Facility Rehabilitation

FY2022 Q2

Initiative Type: Program **Mode:** Systemwide
Investment Program: Support Equipment/Services **Location:** Systemwide
Investment Category: Business and Operations Support

Description

This program rehabilitates administrative facilities for employees, including breakrooms, bathrooms, and work areas.



Expected Outcome

Rehabilitates and modernizes administrative facilities for employees, enabling departments to be better organized, contributing to Metro's fiscal responsibility through improved productivity. Upgraded employee facilities will improve safety and satisfaction, and contribute to Metro's goal to be an employer-of-choice.

Strategic Drivers



Safety



Security



Reliability/SGR

Overall Status

(Programs are ongoing)

- Development & Evaluation
- Implementation & Construction
- Operations Activation

Metro is developing plans to upgrade operation, maintenance, and administrative facilities, including Brentwood Railyard office reconfiguration, administration facility breakrooms, office furniture systems at railyards and bus Garages, and systemwide lighting upgrades. As of Q2, facility LED lighting upgrades are approximately 75% complete. Since 2019, Metro has upgraded approximately 50,000 lamps to energy efficient LEDs at 23 facilities, with an additional 13 facilities underway.

FY2022 Funding (\$ Millions)

FY22 Current Budget	FY22 Forecast Range	YTD % Budget Expended
\$4.9	\$6.3 - \$6.3	58%

Funding Sources	YTD Expended
Formula	\$0.0
PRIIA	\$0.0
Other	\$0.0
Federal Subtotal	\$0.0
System Performance	\$0.0
Reimbursable/Other	\$0.0
DC Dedicated Funding	\$1.0
MD Dedicated Funding	\$1.0
VA Non-Restricted Dedicated Funding	\$0.7
VA Restricted Dedicated Funding	\$0.2
Local Subtotal	\$2.9
Debt	\$0.0
Net Accruals	\$0.0
TOTAL	\$2.8

Active Award Contracts

Contract Number	Vendor	Activity	Award Amount	Award Date	Period of Performance Start Date	Period of Performance End Date
FQ19172G	Gannett Fleming Engineers and Architects	ENGINEERING	\$24,250,000		10/3/2019	10/3/2024
FQ19273B	Signature Renovations LLC	CONSTRUCTION	\$300,000		6/10/2020	4/12/2023
FQ19273D	ADP Consultants, Inc.	CONSTRUCTION	\$500,000		9/21/2020	4/12/2023
FQ16036-G	F.H. Paschen, S.N. Nielsen & Assoc., LLC	CONSTRUCTION	\$4,124,317		10/15/2018	10/9/2022
CQ18173-COOP	Graybar Electric Co Inc	EQUIP_MATL	\$5,000,000		10/30/2018	1/31/2023
FQ16036A	Potomac Construction Co Inc	CONSTRUCTION	\$17,933,366		5/2/2019	9/1/2019
FQ18033F	DHA/RK&K Joint Venture	CONSULT	\$55,000,000		8/16/2018	8/16/2023
FQ18033C	WSP USA Inc.	CONSULT	\$60,000,000		8/15/2018	8/15/2023
FQ18033G	Gannett Fleming Engineers and Architects	CONSULT	\$70,000,000		8/23/2018	8/23/2023
FQ15191-FY19	Gannett Fleming-Parsons Joint Venture II	ENGINEERING	\$75,000,000		5/2/2017	8/1/2021
FQ18033D	Jacobs Engineering Group, Inc.	CONSULT	\$80,500,000		8/21/2018	8/21/2023
FQ17044O	Orion Management LLC	CONSTRUCTION	\$11,705,689		12/27/2018	6/30/2020

(CIP0275) New Carrollton Garage and Bus Bays

FY2022 Q2

Initiative Type: Project **Mode:** Bus
Investment Program: Passenger Facilities/Systems **Location:** New Carrollton Rail Station
Investment Category: Bus, Bus Facilities and Paratransit

Description

This project supports the joint development at New Carrollton station. Metro, Prince George's County, and a developer have entered into an agreement for mixed-use development in New Carrollton station area. The development also includes the new Metro office building. As a part of this development Metro will demolish the obsolete parking garage and construct a replacement garage and bus loop.



Expected Outcome

Increase station access, ridership and the customer experience.

Strategic Drivers



Safety



Security



Reliability/SGR

Overall Status

Current Project Phase:

- Development & Evaluation
- Implementation & Construction **X**
- Operations Activation **X**

Design for the New Carrollton parking garage and bus bays is ongoing, with a Notice to Proceed for demolition and early site work anticipated to begin later in FY2022.

FY2022 Funding (\$ Millions)

FY22 Current Budget	FY22 Forecast Range	YTD % Budget Expended
\$27.0	\$17.9 - \$21.9	6%

Funding Sources	YTD Expended
Formula	\$0.0
PRIIA	\$0.0
Other	\$0.0
Federal Subtotal	\$0.0
System Performance	\$0.0
Reimbursable/Other	\$0.0
DC Dedicated Funding	\$0.6
MD Dedicated Funding	\$0.5
VA Non-Restricted Dedicated Funding	\$0.4
VA Restricted Dedicated Funding	\$0.1
Local Subtotal	\$1.6
Debt	\$0.0
Net Accruals	\$-0.1
TOTAL	\$1.5

(CIP0276) Art in Transit and Station Commercialization Program

FY2022 Q2

Initiative Type: Program **Mode:** Systemwide
Investment Program: Station Systems **Location:** Systemwide
Investment Category: Stations and Passenger Facilities

Description

This program restores Metro's art collection and helps Metro develop plans to commercialize underutilized space in Metrorail stations.



Expected Outcome

Expands customer amenities in the form of retail and advertising, and develops consistent design standards to improve the customer experience and provide diverse revenue streams for Metro. Restores Metro's art collection.

Strategic Drivers



Safety



Security



Reliability/SGR

Overall Status

(Programs are ongoing)

- Development & Evaluation
- Implementation & Construction
- Operations Activation

Metro is conducting remediation work on the Glenmont art installation. Procurement is underway for design standards and station commercialization strategies.

FY2022 Funding (\$ Millions)

FY22 Current Budget	FY22 Forecast Range	YTD % Budget Expended
\$0.7	\$0.5 - \$0.5	16%

Funding Sources	YTD Expended
Formula	\$0.0
PRIIA	\$0.0
Other	\$0.0
Federal Subtotal	\$0.0
System Performance	\$0.2
Reimbursable/Other	\$0.0
DC Dedicated Funding	\$0.0
MD Dedicated Funding	\$0.0
VA Non-Restricted Dedicated Funding	\$0.0
VA Restricted Dedicated Funding	\$0.0
Local Subtotal	\$0.2
Debt	\$0.0
Net Accruals	\$0.0
TOTAL	\$0.1

Active Award Contracts

Contract Number	Vendor	Activity	Award Amount	Award Date	Period of Performance Start Date	Period of Performance End Date
CARCH222022	Artbridge LLC	CONSTRUCTION	\$99,436		11/30/2021	6/30/2022

(CIP0277) Supply Chain Modernization

FY2022 Q2

Initiative Type: Project **Mode:** Rail
Investment Program: Support Equipment/Services **Location:** Systemwide
Investment Category: Business and Operations Support

Description

This project modernizes Metro's warehouses including supply chain for logistics, warehousing, planning, and ordering of inventory.



Expected Outcome

Improves Metro's ability to manage inventory and supplies the right parts at the right time to maintenance operations increasing efficiency and lowering inventory levels and costs.

Strategic Drivers



Overall Status

Current Project Phase:

- Development & Evaluation **X**
- Implementation & Construction
- Operations Activation

Metro is conducting a business process evaluation of modern technologies to improve supply chain management of parts and supplies used by various maintenance employees. Metro is developing a procurement for a new warehouse management system (WMS) for FY2022.

FY2022 Funding (\$ Millions)

FY22 Current Budget	FY22 Forecast Range	YTD % Budget Expended
\$0.5	\$0.1 - \$0.1	7%

Funding Sources	YTD Expended
Formula	\$0.0
PRIIA	\$0.0
Other	\$0.0
Federal Subtotal	\$0.0
System Performance	\$0.0
Reimbursable/Other	\$0.0
DC Dedicated Funding	\$0.0
MD Dedicated Funding	\$0.0
VA Non-Restricted Dedicated Funding	\$0.0
VA Restricted Dedicated Funding	\$0.0
Local Subtotal	\$0.0
Debt	\$0.0
Net Accruals	\$0.0
TOTAL	\$0.0

Active Award Contracts

Contract Number	Vendor	Activity	Award Amount	Award Date	Period of Performance Start Date	Period of Performance End Date
CQ18187C	KPMG LLP	CONSULT	\$1,122,999	5/31/2019	6/1/2019	8/31/2019
CSCES211182	ST ONGE COMPANY	CONSULT	\$654,840		10/4/2021	10/3/2022

(CIP0279) Railyard Shop Equipment Replacement

FY2022 Q2

Initiative Type: Program **Mode:** Rail
Investment Program: Platforms & Structures **Location:** Huntington Station
Investment Category: Stations and Passenger Facilities

Description

This program replaces or rehabilitates Metro rail shop maintenance equipment, such as overhead cranes, rail train lifts, hoists, industrial shop air compressors, that are inoperable, deficient or have reached the end of useful life.



Expected Outcome

Allows railcar maintenance activities to be completed safely and efficiently using equipment that is maintained in a state of good repair as measured by the Metrorail system employee injury rate performance indicator [FY20 target of less than 3.4 per 200,000 hours worked] and the Rail Fleet Reliability performance indicator [FY20 greater than 130,000 miles between delay].

Strategic Drivers



Safety



Security



Reliability/SGR

Overall Status

(Programs are ongoing)

- Development & Evaluation
- Implementation & Construction
- Operations Activation

FY2022 Funding (\$ Millions)

FY22 Current Budget	FY22 Forecast Range	YTD % Budget Expended
\$0.9	\$0.4 - \$0.4	14%

Funding Sources	YTD Expended
Formula	\$0.0
PRIIA	\$0.0
Other	\$0.0
Federal Subtotal	\$0.0
System Performance	\$0.0
Reimbursable/Other	\$0.0
DC Dedicated Funding	\$0.0
MD Dedicated Funding	\$0.0
VA Non-Restricted Dedicated Funding	\$0.0
VA Restricted Dedicated Funding	\$0.0
Local Subtotal	\$0.1
Debt	\$0.0
Net Accruals	\$0.0
TOTAL	\$0.1

(CIP0283) Railcar Maintenance Facilities State of Good Repair

FY2022 Q2

Initiative Type: Program **Mode:** Rail
Investment Program: Maintenance Facilities **Location:** Systemwide
Investment Category: Railcar and Railcar Facilities

Description

This program rehabilitates and replaces major railcar maintenance equipment including those requiring facility modifications such as railcar washes.



Expected Outcome

Provides employees with appropriate equipment to maintain railcars in a state of good repair as measured by Rail Fleet Reliability performance indicator [FY20 greater than 130,000 miles between delay].

Strategic Drivers



Safety



Security



Reliability/SGR

Overall Status

(Programs are ongoing)

- Development & Evaluation
- Implementation & Construction
- Operations Activation

Design for train wash rehabilitations at Greenbelt, New Carrollton, West Falls Church, Alexandria, and Shady Grove Rail Yards is ongoing. The award of a construction contract is anticipated to take place in FY2023.

FY2022 Funding (\$ Millions)

FY22 Current Budget	FY22 Forecast Range	YTD % Budget Expended
\$3.3	\$5.8 - \$5.8	147%

Funding Sources	YTD Expended
Formula	\$0.0
PRIIA	\$0.0
Other	\$0.0
Federal Subtotal	\$0.0
System Performance	\$0.0
Reimbursable/Other	\$0.0
DC Dedicated Funding	\$1.2
MD Dedicated Funding	\$1.1
VA Non-Restricted Dedicated Funding	\$0.8
VA Restricted Dedicated Funding	\$0.3
Local Subtotal	\$3.4
Debt	\$0.0
Net Accruals	\$1.4
TOTAL	\$4.8

Active Award Contracts

Contract Number	Vendor	Activity	Award Amount	Award Date	Period of Performance Start Date	Period of Performance End Date
FQ19172G	Gannett Fleming Engineers and Architects	ENGINEERING	\$12,250,000		10/3/2019	10/3/2024

(CIP0284) Railyard Facility and Site Rehabilitation

FY2022 Q2

Initiative Type: Program **Mode:** Rail
Investment Program: Maintenance Facilities **Location:** Systemwide
Investment Category: Railcar and Railcar Facilities

Description

This program rehabilitates railyard facilities, systems, and site assets to achieve and maintain a state of good repair.



Expected Outcome

Maintains railyard facilities in a state of good repair to support efficient operations and the wide range of functions on site.

Strategic Drivers



Safety



Security



Reliability/SGR

Overall Status

(Programs are ongoing)

- Development & Evaluation
- Implementation & Construction
- Operations Activation

Metro replaced the drop table at Shady Grove Service and Inspection Shop in Q1. The comprehensive rail yard rehabilitation preliminary engineering and design is ongoing.

FY2022 Funding (\$ Millions)

FY22 Current Budget	FY22 Forecast Range	YTD % Budget Expended
\$2.1	\$0.7 - \$0.7	12%

Funding Sources	YTD Expended
Formula	\$0.0
PRIIA	\$0.0
Other	\$0.0
Federal Subtotal	\$0.0
System Performance	\$0.0
Reimbursable/Other	\$0.0
DC Dedicated Funding	\$0.1
MD Dedicated Funding	\$0.1
VA Non-Restricted Dedicated Funding	\$0.1
VA Restricted Dedicated Funding	\$0.0
Local Subtotal	\$0.4
Debt	\$0.0
Net Accruals	\$-0.2
TOTAL	\$0.3

Active Award Contracts

Contract Number	Vendor	Activity	Award Amount	Award Date	Period of Performance Start Date	Period of Performance End Date
FQ18033G	Gannett Fleming Engineers and Architects	CONSULT	\$70,000,000		8/23/2018	8/23/2023
FQ18033F	DHA/RK&K Joint Venture	CONSTRUCTION	\$60,000,000		8/16/2018	8/16/2023

(CIP0286) Power Generator Replacement

FY2022 Q2

Initiative Type: Program

Mode: Rail

Investment Program: Power

Location: Systemwide

Investment Category: Rail Systems

Description

This program provides for the replacement of power generators throughout system.



Expected Outcome

Provides additional resiliency to the Metrorail system by providing a back up power source to critical infrastructure including fire and life safety and communications systems and equipment.

Strategic Drivers



Safety



Security



Reliability/SGR

Overall Status

(Programs are ongoing)

Development & Evaluation

Implementation & Construction

Operations Activation

Metro is procuring permanent generators for various locations.

FY2022 Funding (\$ Millions)

FY22 Current Budget	FY22 Forecast Range	YTD % Budget Expended
\$0.7	\$0.1 - \$0.2	5%

Funding Sources	YTD Expended
Formula	\$0.0
PRIIA	\$0.0
Other	\$0.0
Federal Subtotal	\$0.0
System Performance	\$0.0
Reimbursable/Other	\$0.0
DC Dedicated Funding	\$0.0
MD Dedicated Funding	\$0.0
VA Non-Restricted Dedicated Funding	\$0.0
VA Restricted Dedicated Funding	\$0.0
Local Subtotal	\$0.1
Debt	\$0.0
Net Accruals	\$0.0
TOTAL	\$0.0


(CIP0291) Tunnel Ventilation Improvements

FY2022 Q2

Initiative Type: Project **Mode:** Rail
Investment Program: Structures **Location:** Cleveland Park; Woodley Park; Van Ness
Investment Category: Track and Structures Rehabilitation

Description

This project upgrades and installs additional underground fans including components such as, electrical infrastructure, lighting, communications equipment, ladders, steps, smoke detectors, alarms, and information technology infrastructure. Under CIP0356, a pilot and evaluation to rehabilitate ventilation shaft components will be implemented on the Red Line to serve as a proof of concept for future designs across the Metrorail System.



Expected Outcome

Improves the tunnel ventilation system performance and capacity by installing additional fans to move smoke more efficiently, increasing passenger and employee safety as measured by the Metrorail customer injury rate performance indicator [FY20 target of less than 1.40 injuries per million passengers] and the Metrorail system employee injury rate performance indicator [FY20 target of less than 3.4 per 200,000 hours worked].

Strategic Drivers



Safety



Security



Reliability/SGR

Overall Status

Current Project Phase:

Development & Evaluation **X**
 Implementation & Construction **X**
 Operations Activation

Metro awarded a contract in FY2021 for the Red Line pilot installation of tunnel ventilation systems at Cleveland Park, Woodley Park, and Van Ness stations. Future work regarding this project will be tracked under CIP0356.

FY2022 Funding (\$ Millions)

FY22 Current Budget	FY22 Forecast Range	YTD % Budget Expended
\$9.4	\$1.2 - \$1.2	4%

Funding Sources	YTD Expended
Formula	\$0.0
PRIIA	\$0.0
Other	\$0.0
Federal Subtotal	\$0.0
System Performance	\$0.0
Reimbursable/Other	\$0.0
DC Dedicated Funding	\$0.1
MD Dedicated Funding	\$0.1
VA Non-Restricted Dedicated Funding	\$0.1
VA Restricted Dedicated Funding	\$0.0
Local Subtotal	\$0.2
Debt	\$0.0
Net Accruals	\$0.1
TOTAL	\$0.4

Active Award Contracts

Contract Number	Vendor	Activity	Award Amount	Award Date	Period of Performance Start Date	Period of Performance End Date
FQ18110	CHK America Inc	EQUIP_MATL	\$8,635,950	3/10/2021	4/12/2021	4/11/2022

(CIP0294) Bridge Rehabilitation Program

FY2022 Q2

Initiative Type: Program **Mode:** Rail
Investment Program: Structures **Location:** Systemwide
Investment Category: Track and Structures Rehabilitation

Description

This program rehabilitates structural and system components of rail tunnels, aerial structures, and station platforms across the Metro system. Metro is rehabilitating additional structural and system components under Structural Rehabilitation - Package 1 (CIP0348).



Expected Outcome

Returns bridges and other Metro infrastructure to a state of good repair, avoiding future emergency shutdowns to address major defects identified in inspections.

Strategic Drivers



Safety



Security



Reliability/SGR

Overall Status

(Programs are ongoing)

- Development & Evaluation
- Implementation & Construction
- Operations Activation

Repairs to the Eisenhower and Rockville bridges were completed in Q1. Repairs to the Glenmont bridge are anticipated to be complete by Q4 of FY2022. All future major bridge projects will be tracked under CIP0348.

FY2022 Funding (\$ Millions)

FY22 Current Budget	FY22 Forecast Range	YTD % Budget Expended
\$3.5	\$2.3 - \$2.3	15%

Funding Sources	YTD Expended
Formula	\$0.0
PRIIA	\$0.0
Other	\$0.0
Federal Subtotal	\$0.0
System Performance	\$0.0
Reimbursable/Other	\$0.0
DC Dedicated Funding	\$0.2
MD Dedicated Funding	\$0.2
VA Non-Restricted Dedicated Funding	\$0.2
VA Restricted Dedicated Funding	\$0.1
Local Subtotal	\$0.7
Debt	\$1.0
Net Accruals	\$-1.1
TOTAL	\$0.5

Active Award Contracts

Contract Number	Vendor	Activity	Award Amount	Award Date	Period of Performance Start Date	Period of Performance End Date
FQ18033G	Gannett Fleming Engineers and Architects	CONSULT	\$70,000,000		8/23/2018	8/23/2023
FQ16036-G	F.H. Paschen, S.N. Nielsen & Assoc., LLC	CONSTRUCTION	\$4,124,317		10/15/2018	10/9/2022
FQ18110	CHK America Inc	3RD_PARTY	\$8,635,950	3/10/2021	4/12/2021	4/11/2022
FQ16036A	Potomac Construction Co Inc	CONSTRUCTION	\$25,205,005		10/10/2017	10/9/2022
FQ15192-FY20	Mott MacDonald I&E, LLC	CONSULT	\$46,000,000		7/18/2019	6/30/2020
FQ18033B	HNTB Corporation	ENGINEERING	\$65,000,000		8/2/2018	8/1/2023
FQ15191-FY19	Gannett Fleming-Parsons Joint Venture II	CONSULT	\$75,000,000		5/2/2017	8/1/2021
FQ18033F	DHA/RK&K Joint Venture	CONSULT	\$55,000,000		8/16/2018	8/16/2023

(CIP0297) Union Station Improvements

FY2022 Q2

Initiative Type:	Project	Mode:	Rail
Investment Program:	Platforms & Structures	Location:	Union Station
Investment Category:	Stations and Passenger Facilities		

Description

This project will relieve congestion at Union Station by implementing a redesign of the First Street northeast entrance including expanding the north mezzanine by adding stairs, adding additional fare gates, and relocating the fare vending machines.



Expected Outcome

Improves customer crowding and convenience by providing a better flow for riders as they enter and exit the station, as well as improved lighting and an additional staircase.

Strategic Drivers



Safety



Security



Reliability/SGR

Overall Status

Current Project Phase:

Development & Evaluation	
Implementation & Construction	X
Operations Activation	

Metro is currently updating the designs for the Union Station - 1st NE Entrance improvements. Construction is anticipated to occur in FY2023.

FY2022 Funding (\$ Millions)

FY22 Current Budget	FY22 Forecast Range	YTD % Budget Expended
\$7.3	\$0.6 - \$1.6	5%

Funding Sources	YTD Expended
Formula	\$0.0
PRIIA	\$0.0
Other	\$0.0
Federal Subtotal	\$0.0
System Performance	\$0.0
Reimbursable/Other	\$0.0
DC Dedicated Funding	\$0.1
MD Dedicated Funding	\$0.1
VA Non-Restricted Dedicated Funding	\$0.1
VA Restricted Dedicated Funding	\$0.0
Local Subtotal	\$0.4
Debt	\$0.0
Net Accruals	\$0.0
TOTAL	\$0.4

Active Award Contracts

Contract Number	Vendor	Activity	Award Amount	Award Date	Period of Performance Start Date	Period of Performance End Date
FQ19172G	Gannett Fleming Engineers and Architects	ENGINEERING	\$12,250,000		10/3/2019	10/3/2024

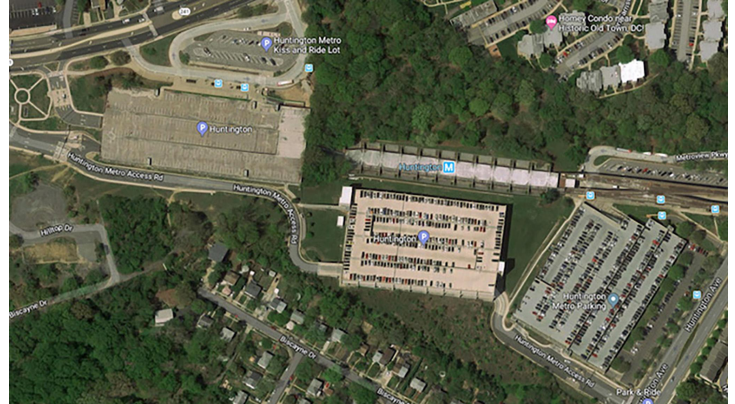
(CIP0302) Huntington Station Parking Garage Demolition

FY2022 Q2

Initiative Type: Project **Mode:** Rail
Investment Program: Platforms & Structures **Location:** Huntington Station
Investment Category: Stations and Passenger Facilities

Description

This project is part of a joint development between Metro and Fairfax County to replace the south parking garage at the Huntington Station in Fairfax County. The development enables Metro to offer up to 12 acres for private development.



Expected Outcome

Enables development of a new bus loop to accommodate Fairfax County's planned Bus Rapid Transit terminus at Huntington station while replacing a closed parking facility.

Strategic Drivers



Safety



Security



Reliability/SGR

Overall Status

Current Project Phase:

Development & Evaluation **X**
 Implementation & Construction **X**
 Operations Activation

Metro is working with Fairfax County on creating a Master Plan for development at the south end of the Huntington Station.

FY2022 Funding (\$ Millions)

FY22 Current Budget	FY22 Forecast Range	YTD % Budget Expended
\$1.3	\$1.6 - \$1.6	14%

Funding Sources	YTD Expended
Formula	\$0.0
PRIIA	\$0.0
Other	\$0.0
Federal Subtotal	\$0.0
System Performance	\$0.0
Reimbursable/Other	\$0.0
DC Dedicated Funding	\$0.1
MD Dedicated Funding	\$0.1
VA Non-Restricted Dedicated Funding	\$0.1
VA Restricted Dedicated Funding	\$0.0
Local Subtotal	\$0.3
Debt	\$0.0
Net Accruals	\$-0.1
TOTAL	\$0.2

Active Award Contracts

Contract Number	Vendor	Activity	Award Amount	Award Date	Period of Performance Start Date	Period of Performance End Date
FQ15191-FY19	Gannett Fleming-Parsons Joint Venture II	ENGINEERING	\$75,000,000		5/2/2017	8/1/2021

(CIP0307) Station Platform Rehabilitation - Phase 2

FY2022 Q2

Initiative Type: Project **Mode:** Rail
Investment Program: Platforms & Structures **Location:** East Falls Church, West Falls Church, Dunn Loring, Vienna
Investment Category: Stations and Passenger Facilities

Description

This project rehabilitates and repairs platforms and systems at the following Orange and Blue/Yellow Lines stations in Virginia to address potentially unsafe and deteriorating conditions: East Falls Church, West Falls Church, Dunn Loring, Vienna, and Reagan National Airport. Customer experience improvements include slip-resistant tile, improved lighting, upgraded passenger shelters, new passenger information displays, improved public address system, new closed-circuit television system, and renovated bathrooms.



Expected Outcome

Upgrades and improves above-ground stations for customer comfort and to increase the lifespan of these assets, reducing future maintenance requirements and improving the quality of rail service provided for customers accessing these stations.

Strategic Drivers



Safety



Security



Reliability/SGR

Overall Status

Current Project Phase:

- Development & Evaluation
- Implementation & Construction **X**
- Operations Activation **X**

Safety certification and escort services ongoing as project closeout activities are underway. Major construction was completed during a 3-month station shutdown from May through September 2020. Platform rehabilitation for Reagan National Airport station was completed in December 2020 as part of this project.

FY2022 Funding (\$ Millions)

FY22 Current Budget	FY22 Forecast Range	YTD % Budget Expended
\$3.1	\$1.5 - \$1.5	40%

Funding Sources	YTD Expended
Formula	\$0.0
PRIIA	\$0.0
Other	\$0.0
Federal Subtotal	\$0.0
System Performance	\$0.0
Reimbursable/Other	\$0.0
DC Dedicated Funding	\$0.0
MD Dedicated Funding	\$0.0
VA Non-Restricted Dedicated Funding	\$0.0
VA Restricted Dedicated Funding	\$0.0
Local Subtotal	\$0.0
Debt	\$0.9
Net Accruals	\$0.3
TOTAL	\$1.3

Active Award Contracts

Contract Number	Vendor	Activity	Award Amount	Award Date	Period of Performance Start Date	Period of Performance End Date
F20051AWD	Kiewit Infrastructure Company	CONSTRUCTION	\$281,000,000		1/16/2020	12/13/2020
FQ18033I	AECOM-STV JV	CONSULT	\$70,000,000		7/1/2018	6/30/2025
FQ18033A	Parsons Transportation Group Inc	CONSULT	\$55,000,000		9/24/2018	9/24/2023
C20088A	Transportation Management Service Inc	3RD_PARTY	\$30,000,000	4/23/2020	5/23/2020	9/30/2020
C20113	Transportation Management Service Inc	3RD_PARTY	\$10,196,919		5/22/2020	5/21/2022
FQ18050 (B)	Draka Cableteq USA	EQUIP_MATL	\$0	4/18/2018	4/18/2019	4/21/2023
F20051AWD	Kiewit Infrastructure Company	CONSTRUCTION	\$281,000,000		1/16/2020	12/13/2020

(CIP0308) Station Platform Rehabilitation - Phase 3

FY2022 Q2

Initiative Type: Project **Mode:** Rail
Investment Program: Platforms & Structures **Location:** Cheverly, Landover, New Carrollton, Addison Rd., National Airport, Arlington Cemetery
Investment Category: Stations and Passenger Facilities

Description

This project will rehabilitate and repair platforms and station systems at the following stations along the Green and Blue Lines in Maryland and Virginia to address potentially unsafe and deteriorating conditions: Arlington Cemetery, Addison Road, West Hyattsville, Prince George's Plaza, College Park, and Greenbelt. Customer experience improvements include slip-resistant tile, improved lighting, upgraded passenger shelters, new passenger information displays, and improved public address system.



Expected Outcome

Upgrades and improves above-ground stations for customer safety and comfort, as measured by the Metrorail customer injury rate performance indicator [FY20 target of less than 1.40 injuries per million passengers]. New platforms and other new/rehabilitated station assets will increase the lifespan of these assets, reducing future maintenance requirements and improving the quality of rail service provided for customers accessing these stations.

Strategic Drivers



Safety



Security



Reliability/SGR

Overall Status

Current Project Phase:

- Development & Evaluation **X**
- Implementation & Construction **X**
- Operations Activation

Metro finished major construction at Arlington Cemetery and Addison Road stations in FY2021 and reopened four Green Line stations for revenue service after major platform construction in Q1. Fire alarm systems are being installed at all six stations and yard demobilization and punch list items are currently being addressed.

FY2022 Funding (\$ Millions)

FY22 Current Budget	FY22 Forecast Range	YTD % Budget Expended
\$144.8	\$134.4 - \$144.4	90%

Funding Sources	YTD Expended
Formula	\$0.0
PRIIA	\$127.0
Other	\$0.0
Federal Subtotal	\$127.0
System Performance	\$0.0
Reimbursable/Other	\$0.0
DC Dedicated Funding	\$0.7
MD Dedicated Funding	\$0.6
VA Non-Restricted Dedicated Funding	\$0.4
VA Restricted Dedicated Funding	\$0.1
Local Subtotal	\$1.9
Debt	\$23.1
Net Accruals	\$-22.2
TOTAL	\$129.9

Active Award Contracts

Contract Number	Vendor	Activity	Award Amount	Award Date	Period of Performance Start Date	Period of Performance End Date
F20164	Kiewit Infrastructure Company	CONSTRUCTION	\$347,000,000		10/30/2020	12/21/2021
FQ18060	Benons LLC dba Falcon Transport	3RD_PARTY	\$1,915,996	9/22/2021	10/15/2021	10/14/2022
C20094	North Carolina Granite Co	CONSTRUCTION	\$2,000,000		4/20/2020	12/29/2022
C20090	Summitville Tiles Inc	CONSTRUCTION	\$5,000,000		12/30/2019	12/29/2022
FQ18110	CHK America Inc	EQUIP_MATL	\$8,635,950	3/10/2021	4/12/2021	4/11/2022
C20113	Transportation Management Service Inc	3RD_PARTY	\$10,784,752		5/22/2020	5/21/2022
C20088A	Transportation Management Service Inc	3RD_PARTY	\$30,000,000	4/23/2020	5/23/2020	9/30/2020
FQ18033G	Gannett Fleming Engineers and Architects	CONSULT	\$49,000,000		8/23/2018	8/23/2023
FQ18033I	AECOM-STV JV	CONSULT	\$70,000,000		7/1/2018	6/30/2025
FQ18033A	Parsons Transportation Group Inc	CONSULT	\$55,000,000		9/24/2018	9/24/2023

(CIP0310) Station Platform Rehabilitation - Phase 4

FY2022 Q2

Initiative Type: Project **Mode:** Rail
Investment Program: Platforms & Structures **Location:** Minnesota Avenue, Deanwood, Cheverly, Landover, New Carrollton
Investment Category: Stations and Passenger Facilities

Description

This project will rehabilitate and repair platforms and systems at the following Orange Line stations in Maryland to address potentially unsafe and deteriorating conditions: Minnesota Avenue, Deanwood, Cheverly, Landover, and New Carrollton. Customer experience improvements include slip-resistant tile, improved lighting, upgraded passenger shelters, new passenger information displays, improved public address system, new closed-circuit television system, and renovated bathrooms.



Expected Outcome

Upgrades and improves above-ground stations for customer safety and comfort. New platforms and other new/rehabilitated station assets will increase the lifespan of these assets, reducing future maintenance requirements and improving the quality of rail service provided for customers accessing these stations.

Strategic Drivers



Safety



Security



Reliability/SGR

Overall Status

Current Project Phase:

Development & Evaluation	X
Implementation & Construction	X
Operations Activation	

Metro awarded a contract for this project in Q1. Preliminary design efforts are underway for bridges, aerial structures, and for the five Orange Line stations. Construction is scheduled to begin in Q3 of FY2022 with the closure of the five Orange Line stations in Q4 of FY2022.

FY2022 Funding (\$ Millions)

FY22 Current Budget	FY22 Forecast Range	YTD % Budget Expended
\$220.3	\$151.3 - \$171.3	15%

Funding Sources	YTD Expended
Formula	\$0.0
PRIIA	\$0.0
Other	\$0.0
Federal Subtotal	\$0.0
System Performance	\$0.0
Reimbursable/Other	\$0.0
DC Dedicated Funding	\$5.4
MD Dedicated Funding	\$5.0
VA Non-Restricted Dedicated Funding	\$3.5
VA Restricted Dedicated Funding	\$1.2
Local Subtotal	\$15.1
Debt	\$0.1
Net Accruals	\$17.6
TOTAL	\$32.7

Active Award Contracts

Contract Number	Vendor	Activity	Award Amount	Award Date	Period of Performance Start Date	Period of Performance End Date
FQ18110	CHK America Inc	EQUIP_MATL	\$8,635,950	3/10/2021	4/12/2021	4/11/2022
FQ18033G	Gannett Fleming Engineers and Architects	CONSULT	\$49,000,000		8/23/2018	8/23/2023
FIRPG211121	Kiewit Infrastructure Company	CONSTRUCTION	\$266,777,000	7/7/2021	7/8/2021	12/31/2022
FQ18033B	HNTB Corporation	ENGINEERING	\$65,000,000		8/2/2018	8/1/2023
FQ18033A	Parsons Transportation Group Inc	CONSULT	\$55,000,000		9/24/2018	9/24/2023

(CIP0311) Bladensburg Bus Garage Replacement

FY2022 Q2

Initiative Type:	Project	Mode:	Bus
Investment Program:	Maintenance Facilities	Location:	Bladensburg Bus Division site
Investment Category:	Bus, Bus Facilities and Paratransit		

Description

This project will demolish and replace the existing obsolete bus maintenance and operations facility at Bladensburg to improve use and capacity of limited facility space. The new facility, to be designed to achieve LEED certification, will have an on-site employee parking lot, multiple access points, parking for up to 300 buses, 25 maintenance bays, and a compressed natural gas (CNG) fueling station. The construction will support future electric bus charging infrastructure.



Expected Outcome

Provides a new LEED certified bus facility that will improve bus safety, efficiency, maintenance and operations, while maximizing bus fleet availability as measured by as measured by the bus system employee injury rate performance indicator [FY20 target of less than 9.4 per 200,000 hours worked] and the Bus Fleet Reliability performance indicator [FY20 target greater than 7,000 miles between failures].

Strategic Drivers



Safety



Security



Reliability/SGR

Overall Status

Current Project Phase:

Development & Evaluation	X
Implementation & Construction	X
Operations Activation	

Construction activities are ongoing in preparation of demolition to make way for the new bus garage facility.

FY2022 Funding (\$ Millions)

FY22 Current Budget	FY22 Forecast Range	YTD % Budget Expended
\$58.7	\$36.1 - \$46.1	28%

Funding Sources	YTD Expended
Formula	\$9.1
PRIIA	\$0.0
Other	\$0.0
Federal Subtotal	\$9.1
System Performance	\$0.4
Reimbursable/Other	\$0.0
DC Dedicated Funding	\$1.2
MD Dedicated Funding	\$1.2
VA Non-Restricted Dedicated Funding	\$0.8
VA Restricted Dedicated Funding	\$0.3
Local Subtotal	\$3.9
Debt	\$0.5
Net Accruals	\$2.9
TOTAL	\$16.4

Active Award Contracts

Contract Number	Vendor	Activity	Award Amount	Award Date	Period of Performance Start Date	Period of Performance End Date
FQ18033C	WSP USA Inc.	CONSULT	\$60,000,000		8/15/2018	8/15/2023
FMCAP200229	Clever Devices Ltd.	3RD_PARTY	\$705,395		12/28/2020	7/30/2021
FQ19172D	Jacobs Engineering Group, Inc.	ENGINEERING	\$2,500,000		11/15/2019	11/14/2024
FQ19172L	Johnson, Mirmiran & Thompson Inc.	ENGINEERING	\$3,000,000	11/15/2019	11/15/2019	11/14/2024
FQ17044O	Orion Management LLC	CONSTRUCTION	\$11,705,689		12/27/2018	6/30/2020
FQ18033I	AECOM-STV JV	ENGINEERING	\$70,000,000		7/1/2018	6/30/2025
FQ19144B-2	Hensel Phelps Construction Co	CONSTRUCTION	\$252,911,000	7/19/2021	7/19/2021	3/31/2027
FQ19144B-2	Hensel Phelps Construction Co	CONSTRUCTION	\$252,911,000	7/19/2021	7/19/2021	3/31/2027
FQ19144B	Hensel Phelps Construction Co	CONSTRUCTION	\$260,000,000		7/9/2020	3/31/2027
FQ18110	CHK America Inc	EQUIP_MATL	\$8,635,950	3/10/2021	4/12/2021	4/11/2022

(CIP0312) Four Mile Run Bus Garage Rehabilitation

FY2022 Q2

Initiative Type: Project **Mode:** Bus
Investment Program: Maintenance Facilities **Location:** Arlington
Investment Category: Bus, Bus Facilities and Paratransit

Description

The project rehabilitates interior and exterior elements of the Four Mile Run bus facility to restore a state of good repair and meet short-term fleet capacity needs due to other bus facility replacement projects.



Expected Outcome

Provides a more modern facility while incorporating operating efficiencies that enable Metro to increase throughput to accommodate fleet requirements arising from other bus facility replacements.

Strategic Drivers



Safety



Security



Reliability/SGR

Overall Status

Current Project Phase:

- Development & Evaluation
- Implementation & Construction **X**
- Operations Activation

Work on this project is currently on hold.

FY2022 Funding (\$ Millions)

FY22 Current Budget	FY22 Forecast Range	YTD % Budget Expended
\$4.5	\$0.0 - \$0.0	0%

Funding Sources	YTD Expended
Formula	\$0.0
PRIIA	\$0.0
Other	\$0.0
Federal Subtotal	\$0.0
System Performance	\$0.0
Reimbursable/Other	\$0.0
DC Dedicated Funding	\$0.0
MD Dedicated Funding	\$0.0
VA Non-Restricted Dedicated Funding	\$0.0
VA Restricted Dedicated Funding	\$0.0
Local Subtotal	\$0.0
Debt	\$0.0
Net Accruals	\$0.0
TOTAL	\$0.0

(CIP0315) Northern Bus Garage Replacement

FY2022 Q2

Initiative Type: Project **Mode:** Bus
Investment Program: Maintenance Facilities **Location:** Northern Bus Division site
Investment Category: Bus, Bus Facilities and Paratransit

Description

This project replaces the obsolete Northern Bus Garage to address structural deficiencies and improve use of limited facility space. The new facility will be designed to achieve LEED certification and retain the historical façade, provide multiple access points and parking for approximately 150 buses, support future electric bus charging infrastructure, and incorporate potential retail or public space.



Expected Outcome

Provides a modern and safe bus operations and maintenance facility that will reduce associated energy consumption and operating costs and maximize bus fleet availability as measured by the Bus Fleet Reliability performance indicator [FY20 target greater than 7,000 miles between failures]. The design will preserve the historic facade, offering potential retail space for revenue generation and/or provide public space.

Strategic Drivers



Safety



Security



Reliability/SGR

Overall Status

Current Project Phase:

- Development & Evaluation
- Implementation & Construction **X**
- Operations Activation

Pre-construction activities are ongoing in preparation of demolition to make way for the construction of the new bus garage facility.

FY2022 Funding (\$ Millions)

FY22 Current Budget	FY22 Forecast Range	YTD % Budget Expended
\$17.0	\$28.3 - \$37.3	76%

Funding Sources	YTD Expended
Formula	\$13.1
PRIIA	\$0.0
Other	\$0.0
Federal Subtotal	\$13.1
System Performance	\$0.2
Reimbursable/Other	\$0.0
DC Dedicated Funding	\$0.5
MD Dedicated Funding	\$0.5
VA Non-Restricted Dedicated Funding	\$0.3
VA Restricted Dedicated Funding	\$0.1
Local Subtotal	\$1.6
Debt	\$0.7
Net Accruals	\$-2.6
TOTAL	\$12.9

Active Award Contracts

Contract Number	Vendor	Activity	Award Amount	Award Date	Period of Performance Start Date	Period of Performance End Date
FQ19172L	Johnson, Mirmiran & Thompson Inc.	ENGINEERING	\$3,000,000	11/15/2019	11/15/2019	11/14/2024
FQ18110	CHK America Inc	EQUIP_MATL	\$8,635,950	3/10/2021	4/12/2021	4/11/2022
FMCAP200229	Clever Devices Ltd.	3RD_PARTY	\$705,395		12/28/2020	7/30/2021
FQ19144N	Clark Construction Group, LLC	CONSTRUCTION	\$48,900,000		10/24/2019	2/1/2022
FQ18033C	WSP USA Inc.	CONSULT	\$60,000,000		8/15/2018	8/15/2023
FQ18033I	AECOM-STV JV	CONSULT	\$70,000,000		7/1/2018	6/30/2025
FQ19144N	Clark Construction Group, LLC	CONSTRUCTION	\$48,900,000		10/24/2019	2/1/2022

(CIP0319) Bus Maintenance Facility State of Good Repair Program

FY2022 Q2

Initiative Type: Program **Mode:** Bus
Investment Program: Maintenance Facilities **Location:** Montgomery, Landover, Western, Four Mile, Bladensburg
Investment Category: Bus, Bus Facilities and Paratransit

Description

This program renovates bus maintenance facilities and equipment to achieve a state of good repair.



Expected Outcome

Provides modern, efficient, and safe bus operations and maintenance facilities as measured by the Metrobus customer injury rate performance indicator [FY20 target of less than 2.45 injuries per million passengers].

Strategic Drivers



Safety



Security



Reliability/SGR

Overall Status

(Programs are ongoing)

- Development & Evaluation
- Implementation & Construction
- Operations Activation

Metro replaced bus vaults for fare box collections at various garages and is studying the replacement of restroom/breakrooms at seven locations.

FY2022 Funding (\$ Millions)

FY22 Current Budget	FY22 Forecast Range	YTD % Budget Expended
\$0.1	\$0.1 - \$0.1	2%

Funding Sources	YTD Expended
Formula	\$0.0
PRIIA	\$0.0
Other	\$0.0
Federal Subtotal	\$0.0
System Performance	\$0.0
Reimbursable/Other	\$0.0
DC Dedicated Funding	\$0.0
MD Dedicated Funding	\$0.0
VA Non-Restricted Dedicated Funding	\$0.0
VA Restricted Dedicated Funding	\$0.0
Local Subtotal	\$0.0
Debt	\$0.0
Net Accruals	\$0.0
TOTAL	\$0.0

(CIP0322) Bus Passenger Fac./Systems Future Major Projects

FY2022 Q2

Initiative Type: Project **Mode:** Bus
Investment Program: Passenger Facilities/Systems **Location:** Systemwide
Investment Category: Bus, Bus Facilities and Paratransit

Description

This project improves bus passenger accessibility at revenue facilities.



Expected Outcome

This project improves customer satisfaction and regulatory compliance.

Strategic Drivers



Safety



Security



Reliability/SGR

Overall Status

Current Project Phase:

- Development & Evaluation **X**
- Implementation & Construction
- Operations Activation

Metro is completing a systemwide bus stop accessibility survey to ensure Metrobus stops meet ADA accessibility requirements. The survey will include plans and prioritization for proposed improvements at deficient facilities.

FY2022 Funding (\$ Millions)

FY22 Current Budget	FY22 Forecast Range	YTD % Budget Expended
\$0.4	\$0.7 - \$0.7	0%

Funding Sources	YTD Expended
Formula	\$0.0
PRIIA	\$0.0
Other	\$0.0
Federal Subtotal	\$0.0
System Performance	\$0.0
Reimbursable/Other	\$0.0
DC Dedicated Funding	\$0.0
MD Dedicated Funding	\$0.0
VA Non-Restricted Dedicated Funding	\$0.0
VA Restricted Dedicated Funding	\$0.0
Local Subtotal	\$0.0
Debt	\$0.0
Net Accruals	\$0.0
TOTAL	\$0.0

(CIP0324) Capital Program Financial Support

FY2022 Q2

Initiative Type: Program **Mode:** Systemwide
Investment Program: Support Equipment/Services **Location:** Systemwide
Investment Category: Business and Operations Support

Description

This program provides staff to support the financial management of the capital program, to include jurisdictional funds and federal grants.



Expected Outcome

Improves Metro's ability to compliantly manage the various sources of funding for Metro's extensive capital improvement program. This program supports Metro's financial responsibility, compliance efforts, and state of good repair efforts.

Strategic Drivers



Safety



Security



Reliability/SGR

Overall Status

(Programs are ongoing)

- Development & Evaluation
- Implementation & Construction
- Operations Activation

FY2022 Funding (\$ Millions)

FY22 Current Budget	FY22 Forecast Range	YTD % Budget Expended
\$3.4	\$0.1 - \$0.1	2%

Funding Sources	YTD Expended
Formula	\$0.0
PRIIA	\$0.0
Other	\$0.0
Federal Subtotal	\$0.0
System Performance	\$0.1
Reimbursable/Other	\$0.0
DC Dedicated Funding	\$0.0
MD Dedicated Funding	\$0.0
VA Non-Restricted Dedicated Funding	\$0.0
VA Restricted Dedicated Funding	\$0.0
Local Subtotal	\$0.1
Debt	\$0.0
Net Accruals	\$0.0
TOTAL	\$0.1

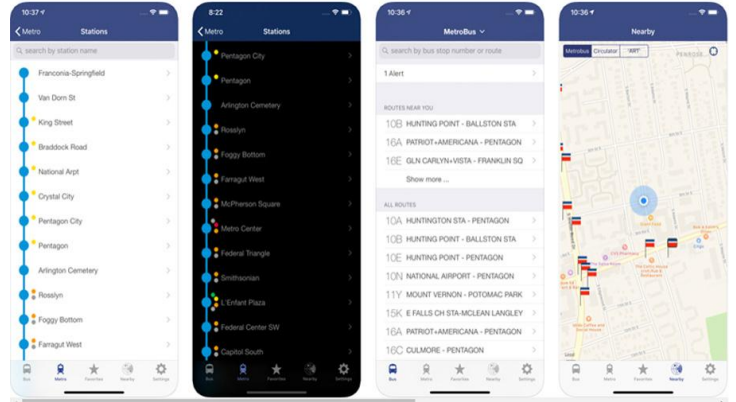
(CIP0326) Real-Time Bus and Rail Data Feed Development

FY2022 Q2

Initiative Type: Project **Mode:** Bus
Investment Program: Passenger Facilities/Systems **Location:** Systemwide
Investment Category: Bus, Bus Facilities and Paratransit

Description

This project develops general transit feed specifications (GTFS) for real-time data feeds for bus and rail service.



Expected Outcome

Provides a real-time information feed that contains schedule, fare, and geographic transit information, which improves the customer experience.

Strategic Drivers



Overall Status

Current Project Phase:

- Development & Evaluation **X**
- Implementation & Construction
- Operations Activation

Metro is currently designing a real time bus time performance and travel speed management dashboard as well as a testing a tool to communicate real time service times.

FY2022 Funding (\$ Millions)

FY22 Current Budget	FY22 Forecast Range	YTD % Budget Expended
\$0.4	\$0.4 - \$0.4	33%

Funding Sources	YTD Expended
Formula	\$0.0
PRIIA	\$0.0
Other	\$0.0
Federal Subtotal	\$0.0
System Performance	\$0.1
Reimbursable/Other	\$0.0
DC Dedicated Funding	\$0.0
MD Dedicated Funding	\$0.0
VA Non-Restricted Dedicated Funding	\$0.0
VA Restricted Dedicated Funding	\$0.0
Local Subtotal	\$0.1
Debt	\$0.0
Net Accruals	\$0.0
TOTAL	\$0.1

Active Award Contracts

Contract Number	Vendor	Activity	Award Amount	Award Date	Period of Performance Start Date	Period of Performance End Date
CQ15044	Cambridge Systematics, Inc.	EQUIP_MATL	\$1,196,993	10/26/2020	8/1/2020	7/31/2021
FQ19223	Swiftly, Inc.	3RD_PARTY	\$573,500		2/24/2020	2/23/2021

(CIP0330) Information Technology Data Center

FY2022 Q2

Initiative Type: Project **Mode:** Systemwide
Investment Program: IT **Location:** Systemwide
Investment Category: Business and Operations Support

Description

This project constructs a new data center to replace the existing data center at the Jackson Graham building that is being vacated. Metro will build a next-generation data center that blends new technologies with existing capabilities to continually improve and scale services to users, customers, and partners.



Expected Outcome

Replaces Metro's existing data center with a newer more modern facility to support the system and that will also enable Metro to expand existing non-fare revenue through the leasing of excess capacity.

Strategic Drivers



Safety



Security



Reliability/SGR

Overall Status

Current Project Phase:

Development & Evaluation
 Implementation & Construction **X**
 Operations Activation

Metro continues to purchase and accept equipment and hardware for the new data center.

FY2022 Funding (\$ Millions)

FY22 Current Budget	FY22 Forecast Range	YTD % Budget Expended
\$36.8	\$57.3 - \$74.3	30%

Funding Sources	YTD Expended
Formula	\$0.0
PRIIA	\$0.0
Other	\$0.0
Federal Subtotal	\$0.0
System Performance	\$0.0
Reimbursable/Other	\$0.0
DC Dedicated Funding	\$1.5
MD Dedicated Funding	\$1.4
VA Non-Restricted Dedicated Funding	\$1.0
VA Restricted Dedicated Funding	\$0.3
Local Subtotal	\$4.3
Debt	\$0.4
Net Accruals	\$6.3
TOTAL	\$10.9

Active Award Contracts

Contract Number	Vendor	Activity	Award Amount	Award Date	Period of Performance Start Date	Period of Performance End Date
CIT01211155	Copper River Information Technology	CONSULT	\$909,039	10/1/2021	3/1/2021	3/1/2022
CIT01222117	Software Information Resource Corp SIRC	IT_SOFTWARE_OTH	\$251,034	12/31/2021	12/31/2021	12/30/2022
CQ19119	Canon Solutions America Inc	EQUIP_MATL	\$6,164,399	12/20/2021	12/27/2021	12/26/2022
CDCI1211225	Insight Public Sector, Inc.	IT_HARDWARE_OTH	\$6,577,775	9/24/2021	8/1/2021	4/30/2023
CIT01211282	Copper River Information Technology	EQUIP_MATL	\$17,540,063		7/26/2021	7/30/2022
CQ19104	Dell Marketing LP	CONSULT	\$194,300,000	7/22/2019	7/22/2019	7/22/2022
FQ15124_SIRC*	Software Information Resource Corporatio	CONSULT	\$0		4/13/2016	4/30/2020

(CIP0331) Enterprise Resource Planning Software Replacement

FY2022 Q2

Initiative Type: Project **Mode:** Systemwide
Investment Program: IT **Location:** Systemwide
Investment Category: Business and Operations Support

Description

This project will implement a new enterprise resource planning (ERP) system. Metro will assess the existing suite of ERP systems supporting finance, procurement, workforce, payroll, and data warehousing functions to provide a roadmap and select an alternative to replace the current system.



Expected Outcome

Replaces the existing enterprise resource planning (ERP) system that is scheduled to sunset by the vendor in 2030. Provides the financial management and related systems critical to compliant financial managing and reporting.

Strategic Drivers



Safety



Security



Reliability/SGR

Overall Status

Current Project Phase:

- Development & Evaluation X
- Implementation & Construction
- Operations Activation

Documentation of the system and processes continues as Metro prepares for Phase 1 of the project to begin in Q3 of FY2022.

FY2022 Funding (\$ Millions)

FY22 Current Budget	FY22 Forecast Range	YTD % Budget Expended
\$6.3	\$2.2 - \$3.2	4%

Funding Sources	YTD Expended
Formula	\$0.0
PRIIA	\$0.0
Other	\$0.0
Federal Subtotal	\$0.0
System Performance	\$0.3
Reimbursable/Other	\$0.0
DC Dedicated Funding	\$0.0
MD Dedicated Funding	\$0.0
VA Non-Restricted Dedicated Funding	\$0.0
VA Restricted Dedicated Funding	\$0.0
Local Subtotal	\$0.4
Debt	\$0.0
Net Accruals	\$-0.1
TOTAL	\$0.3

Active Award Contracts

Contract Number	Vendor	Activity	Award Amount	Award Date	Period of Performance Start Date	Period of Performance End Date
CQ19104	Dell Marketing LP	EQUIP_MATL	\$194,300,000	7/22/2019	7/22/2019	7/22/2022
CIT01211234-PMG	Accenture LLP	CONSULT	\$5,100,000	1/14/2022	11/24/2021	11/23/2024
FQ15124_IEL	Ideal ERP, LLC	CONSULT	\$0		5/1/2019	4/30/2020
FQ15124_SYA	SyApps LLC	CONSULT	\$0		5/1/2019	4/30/2020

(CIP0332) Fiber Optic Cable Installation

FY2022 Q2

Initiative Type:	Project	Mode:	Systemwide
Investment Program:	Signals & Communications	Location:	Systemwide
Investment Category:	Rail Systems		

Description

This project will install fiber optic cable for connectivity throughout the system to adjoining communication rooms along the rail Right-of-Way (ROW) and determine the appropriate strategy for installing fiber optic cabling to ancillary rooms such as traction power substations, low voltage power rooms, vent shafts, and tie breaker stations.



Expected Outcome

Replaces outdated copper wiring with fiber optic cable increasing bandwidth, speeds, reliability and enabling Metro to upgrade communication infrastructure to modern equipment that requires fiber-optic connectivity. New cabling will improve Metro's ability to remotely monitor assets, increasing the efficiency of maintenance.

Strategic Drivers



Safety



Security



Reliability/SGR

Overall Status

Current Project Phase:

Development & Evaluation	X
Implementation & Construction	
Operations Activation	

Metro anticipates awarding a contract for fiber installation by the end of FY2022.

FY2022 Funding (\$ Millions)

FY22 Current Budget	FY22 Forecast Range	YTD % Budget Expended
\$38.8	\$15.0 - \$23.0	3%

Funding Sources	YTD Expended
Formula	\$0.0
PRIIA	\$0.0
Other	\$0.0
Federal Subtotal	\$0.0
System Performance	\$0.0
Reimbursable/Other	\$0.0
DC Dedicated Funding	\$0.0
MD Dedicated Funding	\$0.0
VA Non-Restricted Dedicated Funding	\$0.0
VA Restricted Dedicated Funding	\$0.0
Local Subtotal	\$0.0
Debt	\$0.0
Net Accruals	\$1.3
TOTAL	\$1.3

Active Award Contracts

Contract Number	Vendor	Activity	Award Amount	Award Date	Period of Performance Start Date	Period of Performance End Date
FQ16148	C3M Power Systems, LLC	CONSTRUCTION	\$116,556,317		5/10/2017	6/30/2022
FQ18033I	AECOM-STV JV	CONSULT	\$55,500,000		7/1/2018	6/30/2025
FQ18050 (E)	Anixter Wire And Cable	EQUIP_MATL	\$0	4/18/2018	4/18/2018	4/21/2023

(CIP0335) Office Consolidation - District of Columbia

FY2022 Q2

Initiative Type: Project **Mode:** Systemwide
Investment Program: Support Equipment/Services **Location:** L'Enfant Plaza
Investment Category: Business and Operations Support

Description

Metro's regional office consolidation plan combines Metro's ten administrative facilities to four. This project funds the construction of a DC office building at 300 7th St. SW. The new site will be renovated to modern workplace standards, including new commercial amenities on the ground floor to activate the streetscape and generate lease revenue. In addition, Metro will improve the exterior appearance and add three floors. The building will be designed with the goal of achieving LEED certification.



Expected Outcome

Updates and modernizes office space for employees that will streamline business process, allow departments to be more logically organized and reduce Metro's long-term costs.

Strategic Drivers



Safety



Security



Reliability/SGR

Overall Status

Current Project Phase:

- Development & Evaluation
- Implementation & Construction **X**
- Operations Activation

Punchlist items are being addressed as substantial completion and move-in approach in Q3 of FY2022.

FY2022 Funding (\$ Millions)

FY22 Current Budget	FY22 Forecast Range	YTD % Budget Expended
\$87.3	\$68.6 - \$80.6	53%

Funding Sources	YTD Expended
Formula	\$0.0
PRIIA	\$0.0
Other	\$0.0
Federal Subtotal	\$0.0
System Performance	\$0.1
Reimbursable/Other	\$0.0
DC Dedicated Funding	\$0.0
MD Dedicated Funding	\$0.0
VA Non-Restricted Dedicated Funding	\$0.0
VA Restricted Dedicated Funding	\$0.0
Local Subtotal	\$0.1
Debt	\$33.9
Net Accruals	\$12.6
TOTAL	\$46.6

Active Award Contracts

Contract Number	Vendor	Activity	Award Amount	Award Date	Period of Performance Start Date	Period of Performance End Date
FQ15124_SIRC*	Software Information Resource Corporatio	CONSULT	\$0		4/13/2016	4/30/2020
CQ19104	Dell Marketing LP	EQUIP_MATL	\$93,300,000	7/22/2019	7/22/2019	7/22/2022
C20053	Clearing Inc	CONSULT	\$8,958,233	12/10/2019	12/10/2019	12/31/2024

(CIP0336) Energy Management Upgrades

FY2022 Q2

Initiative Type: Program **Mode:** Systemwide
Investment Program: Support Equipment/Services **Location:** Systemwide
Investment Category: Business and Operations Support

Description

This program supports research, analysis and implementation of energy efficiency investments as well as purchase and management of energy as an asset.



Expected Outcome

Optimizes energy use and management strategies at Metro facilities and fleet.

Strategic Drivers



Safety



Security



Reliability/SGR

Overall Status

(Programs are ongoing)

- Development & Evaluation
- Implementation & Construction
- Operations Activation

Metro continues to leverage the Enterprise Energy Monitoring Software (EEMS) to improve tracking, analysis, asset management, and support energy supply planning and cost control. In Q2, Metro Awarded a new District of Columbia electric supply contract in coordination with the General Services Administration that requires the supplier to provide 50% of the electricity from renewables. Metro will also continue analysis for electricity supply purchasing strategies to ensure cost competitive, reliable electricity supply.

FY2022 Funding (\$ Millions)

FY22 Current Budget	FY22 Forecast Range	YTD % Budget Expended
\$0.2	\$0.2 - \$0.2	7%

Funding Sources	YTD Expended
Formula	\$0.0
PRIIA	\$0.0
Other	\$0.0
Federal Subtotal	\$0.0
System Performance	\$0.0
Reimbursable/Other	\$0.0
DC Dedicated Funding	\$0.0
MD Dedicated Funding	\$0.0
VA Non-Restricted Dedicated Funding	\$0.0
VA Restricted Dedicated Funding	\$0.0
Local Subtotal	\$0.0
Debt	\$0.0
Net Accruals	\$0.0
TOTAL	\$0.0

(CIP0337) Office Consolidation - Virginia

FY2022 Q2

Initiative Type: Project **Mode:** Systemwide
Investment Program: Support Equipment/Services **Location:** Eisenhower Avenue
Investment Category: Business and Operations Support

Description

This project constructs a new office building in Virginia as part of Metro's regional office consolidation plan. The new office building will be constructed near the Eisenhower Avenue Metrorail station in Alexandria, Virginia. The building will be designed with the goal of achieving LEED certification and is part of the larger redevelopment of the Eisenhower Avenue corridor.



Expected Outcome

Updates and modernizes office space for employees that will streamline business process, allow departments to be more logically organized and reduce Metro's long-term costs.

Strategic Drivers



Safety



Security



Reliability/SGR

Overall Status

Current Project Phase:

- Development & Evaluation
- Implementation & Construction **X**
- Operations Activation

Metro has completed the structural concrete and post-tensioning slabs and is currently installing envelope curtain wall followed by temporary dry-in.

FY2022 Funding (\$ Millions)

FY22 Current Budget	FY22 Forecast Range	YTD % Budget Expended
\$145.5	\$129.3 - \$144.3	41%

Funding Sources	YTD Expended
Formula	\$0.0
PRIIA	\$0.0
Other	\$0.0
Federal Subtotal	\$0.0
System Performance	\$0.0
Reimbursable/Other	\$0.0
DC Dedicated Funding	\$0.0
MD Dedicated Funding	\$0.0
VA Non-Restricted Dedicated Funding	\$0.0
VA Restricted Dedicated Funding	\$0.0
Local Subtotal	\$0.0
Debt	\$48.8
Net Accruals	\$11.4
TOTAL	\$60.2

Active Award Contracts

Contract Number	Vendor	Activity	Award Amount	Award Date	Period of Performance Start Date	Period of Performance End Date
CQ19104	Dell Marketing LP	EQUIP_MATL	\$93,300,000	7/22/2019	7/22/2019	7/22/2022

(CIP0338) Office Consolidation - Maryland

FY2022 Q2

Initiative Type: Project **Mode:** Systemwide
Investment Program: Support Equipment/Services **Location:** New Carrollton
Investment Category: Business and Operations Support

Description

This project constructs a new office building in Maryland as part of Metro's regional office consolidation plan. The new office building is located near the New Carrollton Metrorail station in Prince George's County, Maryland, one of the region's most significant transit hubs (served by Metro, MARC, multiple local and regional buses, Amtrak, Greyhound, and the future Maryland MTA Purple Line). The building will be designed with the goal of achieving LEED certification and is part of the continued development of New Carrollton.



Expected Outcome

Updates and modernizes office space for employees that will streamline business process, allow departments to be more logically organized and reduce Metro's long-term costs.

Strategic Drivers



Safety



Security



Reliability/SGR

Overall Status

Current Project Phase:

- Development & Evaluation
- Implementation & Construction **X**
- Operations Activation

Metro has completed the final floor of core and shell and is currently installing envelope curtain wall followed by temporary dry-in. Major mechanical, electric, and plumbing systems are also being installed.

FY2022 Funding (\$ Millions)

FY22 Current Budget	FY22 Forecast Range	YTD % Budget Expended
\$92.8	\$124.0 - \$139.0	80%

Funding Sources	YTD Expended
Formula	\$0.0
PRIIA	\$0.0
Other	\$0.0
Federal Subtotal	\$0.0
System Performance	\$0.0
Reimbursable/Other	\$0.0
DC Dedicated Funding	\$0.0
MD Dedicated Funding	\$0.0
VA Non-Restricted Dedicated Funding	\$0.0
VA Restricted Dedicated Funding	\$0.0
Local Subtotal	\$0.0
Debt	\$69.1
Net Accruals	\$5.2
TOTAL	\$74.4

(CIP0341) Rail System Standpipe Replacement Program

FY2022 Q2

Initiative Type: Program **Mode:** Rail
Investment Program: Station Systems **Location:** Systemwide
Investment Category: Stations and Passenger Facilities

Description

This program replaces dry standpipes throughout the system that have reached the end of their useful life or need to be replaced based on asset condition.



Expected Outcome

Replaces dry standpipes used to extinguish fires in Metrorail tunnels and station platforms to keep assets in a state of good repair and in compliance with national and local regulatory maintenance standards.

Strategic Drivers



Safety



Security



Reliability/SGR

Overall Status

(Programs are ongoing)

- Development & Evaluation
- Implementation & Construction
- Operations Activation

Metro has completed 17 out of 29 dry standpipe replacements systemwide. Metro is planning to replace the remainder of standpipes by Q1 of FY2023.

FY2022 Funding (\$ Millions)

FY22 Current Budget	FY22 Forecast Range	YTD % Budget Expended
\$8.1	\$10.0 - \$12.0	54%

Funding Sources	YTD Expended
Formula	\$0.0
PRIIA	\$0.0
Other	\$0.0
Federal Subtotal	\$0.0
System Performance	\$0.1
Reimbursable/Other	\$0.0
DC Dedicated Funding	\$1.4
MD Dedicated Funding	\$1.3
VA Non-Restricted Dedicated Funding	\$0.9
VA Restricted Dedicated Funding	\$0.3
Local Subtotal	\$4.0
Debt	\$0.0
Net Accruals	\$0.4
TOTAL	\$4.4

Active Award Contracts

Contract Number	Vendor	Activity	Award Amount	Award Date	Period of Performance Start Date	Period of Performance End Date
FQ18033B	HNTB Corporation	ENGINEERING	\$65,000,000		8/2/2018	8/1/2023
FQ18109	M & M Welding & Fabricators Inc	CONSTRUCTION	\$18,966,661		12/24/2018	12/23/2021
C20113	Transportation Management Service Inc	3RD_PARTY	\$10,784,752		5/22/2020	5/21/2022
C20088B	Yankee Line Transportation Management	3RD_PARTY	\$5,467,383	9/17/2020	6/14/2020	8/17/2020
FQ16036-G	F.H. Paschen, S.N. Nielsen & Assoc., LLC	CONSTRUCTION	\$4,124,317		10/15/2018	10/9/2022
FQ18033G	Gannett Fleming Engineers and Architects	ENGINEERING	\$82,000,000		8/23/2018	8/23/2023

(CIP0342) Information Technology Hardware State of Good Repair

FY2022 Q2

Initiative Type: Program **Mode:** Systemwide
Investment Program: IT **Location:** Systemwide
Investment Category: Business and Operations Support

Description

This program implements data center infrastructure technology improvements to achieve higher operational efficiencies, increase capacity and service availability and reduce risk to the underlying business functions and communications network.



Expected Outcome

Supports continuity of business operations by providing efficient, reliable, and secure computing and network infrastructure, communications hardware, and edge devices.

Strategic Drivers



Overall Status

(Programs are ongoing)

- Development & Evaluation
- Implementation & Construction
- Operations Activation

Metro is upgrading or replacing outdated hardware and software assets, performing network maintenance and expansion to support operational needs, and continuing ongoing Authority-wide PC Desktop, laptop and tablet replacements.

FY2022 Funding (\$ Millions)

FY22 Current Budget	FY22 Forecast Range	YTD % Budget Expended
\$23.6	\$19.6 - \$19.6	21%

Funding Sources	YTD Expended
Formula	\$0.0
PRIIA	\$0.0
Other	\$0.0
Federal Subtotal	\$0.0
System Performance	\$0.2
Reimbursable/Other	\$0.0
DC Dedicated Funding	\$3.2
MD Dedicated Funding	\$2.9
VA Non-Restricted Dedicated Funding	\$2.0
VA Restricted Dedicated Funding	\$0.7
Local Subtotal	\$9.0
Debt	\$0.0
Net Accruals	\$-4.0
TOTAL	\$5.0

Active Award Contracts

Contract Number	Vendor	Activity	Award Amount	Award Date	Period of Performance Start Date	Period of Performance End Date
CQ19104	Dell Marketing LP	IT_HARDWARE_OT H	\$194,300,000	7/22/2019	7/22/2019	7/22/2022
FQ15124_VIV	Viva USA Inc	CONSULT	\$0		5/1/2019	4/30/2020
CQ20006	CMG Media Ventures LLC	EQUIP_MATL	\$82,320	10/4/2019	10/4/2019	10/3/2024
CQ19246	Copper River Information Technology	IT_SOFTWARE_OTH	\$643,714	11/25/2019	11/25/2019	11/24/2020
CQ19177E	Susan Fitzgerald & Associates, Inc.	CONSULT	\$6,032,965		5/13/2021	5/12/2022
CQ19177C_REV 1	Los Alamos Technical Associates Inc	CONSULT	\$7,897,866		5/13/2021	5/13/2022
CIT01211282	Copper River Information Technology	EQUIP_MATL	\$17,540,063		7/26/2021	7/30/2022
CQ19104	Dell Marketing LP	IT_SOFTWARE_OTH	\$93,300,000	7/22/2019	7/22/2019	7/22/2022
CQ19104	Dell Marketing LP	IT_HARDWARE_OT H	\$194,300,000	7/22/2019	7/22/2019	7/22/2022
CQ18183	Mythics, Inc.	CONSULT	\$39,005,737		5/16/2018	5/15/2025

(CIP0343) Information Technology Software State of Good Repair

FY2022 Q2

Initiative Type: Program **Mode:** Systemwide
Investment Program: IT **Location:** Systemwide
Investment Category: Business and Operations Support

Description

This program supports state of good repair activities for critical software applications including web applications, cybersecurity, rail operations, enterprise resource planning (ERP) systems.



Expected Outcome

Provides continuity of operations and data security of critical information software applications.

Strategic Drivers



Safety



Security



Reliability/SGR

Overall Status

(Programs are ongoing)

- Development & Evaluation
- Implementation & Construction
- Operations Activation

Metro is continuing application improvements and software application maintenance for PeopleSoft, Financial Management, SharePoint, the WMATA website, GIS, HR and others.

FY2022 Funding (\$ Millions)

FY22 Current Budget	FY22 Forecast Range	YTD % Budget Expended
\$33.9	\$21.9 - \$21.9	43%

Funding Sources	YTD Expended
Formula	\$0.0
PRIIA	\$0.0
Other	\$0.0
Federal Subtotal	\$0.0
System Performance	\$9.8
Reimbursable/Other	\$0.0
DC Dedicated Funding	\$1.5
MD Dedicated Funding	\$1.4
VA Non-Restricted Dedicated Funding	\$1.0
VA Restricted Dedicated Funding	\$0.3
Local Subtotal	\$14.0
Debt	\$0.0
Net Accruals	\$0.7
TOTAL	\$14.7

Active Award Contracts

Contract Number	Vendor	Activity	Award Amount	Award Date	Period of Performance Start Date	Period of Performance End Date
CIT01222116	Susan Fitzgerald & Associates, Inc.	CONSULT	\$173,443	10/5/2021	10/5/2021	4/29/2022
CIT01222015	Signature Technologies, Inc.	CONSULT	\$185,153	9/14/2021	9/14/2021	9/13/2022
CQ19104	Dell Marketing LP	CONSULT	\$60,000,000	7/22/2019	7/22/2019	7/22/2022
CQ19104	Dell Marketing LP	IT_SOFTWARE_OTH	\$90,000,000	7/22/2019	7/22/2019	7/22/2022
CQ15144	Emagine IT, Inc.	CONSULT	\$8,147,775	5/20/2021	7/1/2018	12/31/2021

(CIP0344) IT Program Management Support

FY2022 Q2

Initiative Type: Program **Mode:** Systemwide
Investment Program: IT **Location:** Systemwide
Investment Category: Business and Operations Support

Description

This program oversees Metro applications' enterprise testing efforts by providing audit support, establishing an IT process support model, standardization of change management, and support services.



Expected Outcome

Provides oversight of IT application development to enable compliance with Metro's security and quality standards. Supports policy implementation to mitigate potential audit concerns regarding IT's processes and ongoing operations and internal IT stakeholders' compliance.

Strategic Drivers



Safety



Security



Reliability/SGR

Overall Status

(Programs are ongoing)

- Development & Evaluation
- Implementation & Construction
- Operations Activation

FY2022 Funding (\$ Millions)

FY22 Current Budget	FY22 Forecast Range	YTD % Budget Expended
\$1.8	\$0.8 - \$0.8	36%

Funding Sources	YTD Expended
Formula	\$0.0
PRIIA	\$0.0
Other	\$0.0
Federal Subtotal	\$0.0
System Performance	\$0.5
Reimbursable/Other	\$0.0
DC Dedicated Funding	\$0.0
MD Dedicated Funding	\$0.0
VA Non-Restricted Dedicated Funding	\$0.0
VA Restricted Dedicated Funding	\$0.0
Local Subtotal	\$0.5
Debt	\$0.0
Net Accruals	\$0.1
TOTAL	\$0.6

Active Award Contracts

Contract Number	Vendor	Activity	Award Amount	Award Date	Period of Performance Start Date	Period of Performance End Date
FQ15124_NFF	Networking for Future, Inc. (NFF, Inc.)	CONSULT	\$0		5/1/2019	4/30/2020
FQ15124_SFA	Susan Fitzgerald & Associates, Inc.	CONSULT	\$0		5/1/2019	4/30/2020
FQ15124_BIS	Biswas Information Technology Solutions	CONSULT	\$0		5/1/2019	4/30/2020

(CIP0348) Structural Rehabilitation - Package A

FY2022 Q2

Initiative Type: Project **Mode:** Rail
Investment Program: Structures **Location:** DC
Investment Category: Track and Structures Rehabilitation

Description

This project rehabilitates structural and system components of bridges, aerial structures, and the station platform canopy at Rockville Station.



Expected Outcome

Returns aerial structures, the Rockville Station canopy, and supporting infrastructure across the system to a state of good repair by addressing structural issues identified during Metro safety inspections. Prevents emergency shutdowns of rail service due to structural deficiencies.

Strategic Drivers



Safety



Security



Reliability/SGR

Overall Status

Current Project Phase:

Development & Evaluation **X**
 Implementation & Construction **X**
 Operations Activation

Metro continued work on the West Hyattsville structure and the Rockville station platform canopy replacement in Q2. Survey work also began for the Green Line segmental bridge rehabilitation.

FY2022 Funding (\$ Millions)

FY22 Current Budget	FY22 Forecast Range	YTD % Budget Expended
\$87.7	\$48.9 - \$59.9	32%

Funding Sources	YTD Expended
Formula	\$0.0
PRIIA	\$0.0
Other	\$0.0
Federal Subtotal	\$0.0
System Performance	\$0.0
Reimbursable/Other	\$0.0
DC Dedicated Funding	\$7.7
MD Dedicated Funding	\$7.2
VA Non-Restricted Dedicated Funding	\$5.0
VA Restricted Dedicated Funding	\$1.7
Local Subtotal	\$21.6
Debt	\$0.0
Net Accruals	\$6.1
TOTAL	\$27.7

Active Award Contracts

Contract Number	Vendor	Activity	Award Amount	Award Date	Period of Performance Start Date	Period of Performance End Date
FQ18033F	DHA/RK&K Joint Venture	CONSULT	\$45,500,000		8/16/2018	8/16/2023
C20088C	Dillons Bus Service Inc	3RD_PARTY	\$6,468,654		8/23/2021	1/2/2023
FQ18110	CHK America Inc	EQUIP_MATL	\$8,635,950	3/10/2021	4/12/2021	4/11/2022
FQ18033F	DHA/RK&K Joint Venture	CONSULT	\$45,500,000		8/16/2018	8/16/2023
FIRPG211113	W M Schlosser Co Inc	CONSTRUCTION	\$50,000,000		4/8/2021	12/30/2022
FQ18033A	Parsons Transportation Group Inc	CONSULT	\$55,500,000		9/24/2018	9/24/2023
FQ18033B	HNTB Corporation	ENGINEERING	\$65,000,000		8/2/2018	8/1/2023
FQ19172G	Gannett Fleming Engineers and Architects	ENGINEERING	\$70,500,000		10/3/2019	10/3/2024
C20113	Transportation Management Service Inc	3RD_PARTY	\$10,784,752		5/22/2020	5/21/2022

(CIP0349) Yellow Line Tunnel and Bridge Rehabilitation

FY2022 Q2

Initiative Type: Project **Mode:** Rail
Investment Program: Structures **Location:** MD
Investment Category: Track and Structures Rehabilitation

Description

This project rehabilitates sections of tunnel and the Potomac River bridge located between L'Enfant Plaza and Pentagon stations.



Expected Outcome

Prevents failure of the Yellow Line tunnel by addressing structural degradation of the tunnel liner. Extends the life of the tunnel and bridge to maintain the continuity of service and safety of Metro's customers and employees.

Strategic Drivers



Safety



Security



Reliability/SGR

Overall Status

Current Project Phase:

- Development & Evaluation **X**
- Implementation & Construction
- Operations Activation

Metro will continue design for this project through Q3 of FY2022. Phase 2 construction is anticipated to begin in Q4 of FY2022.

FY2022 Funding (\$ Millions)

FY22 Current Budget	FY22 Forecast Range	YTD % Budget Expended
\$35.3	\$20.2 - \$28.2	26%

Funding Sources	YTD Expended
Formula	\$0.0
PRIIA	\$0.0
Other	\$0.0
Federal Subtotal	\$0.0
System Performance	\$0.1
Reimbursable/Other	\$0.0
DC Dedicated Funding	\$0.9
MD Dedicated Funding	\$0.9
VA Non-Restricted Dedicated Funding	\$0.6
VA Restricted Dedicated Funding	\$0.2
Local Subtotal	\$2.7
Debt	\$0.0
Net Accruals	\$6.4
TOTAL	\$9.1

Active Award Contracts

Contract Number	Vendor	Activity	Award Amount	Award Date	Period of Performance Start Date	Period of Performance End Date
FQ19172G	Gannett Fleming Engineers and Architects	CONSTRUCTION	\$70,250,000		10/3/2019	10/3/2024
FQ18033B	HNTB Corporation	ENGINEERING	\$65,000,000		8/2/2018	8/1/2023
FQ18033A	Parsons Transportation Group Inc	CONSULT	\$50,000,000		9/24/2018	9/24/2023
FQ19172N	RK&K	ENGINEERING	\$10,050,000	11/15/2019	11/15/2019	11/14/2024
FQ18110	CHK America Inc	EQUIP_MATL	\$8,635,950	3/10/2021	4/12/2021	4/11/2022
FIRPG211117AWD	Kiewit Infrastructure Company	CONSTRUCTION	\$1,876,800	6/30/2021	7/1/2021	5/27/2022

(CIP0352) Rail Station Platform Canopy Rehabilitation Program

FY2022 Q2

Initiative Type: Program **Mode:** Rail
Investment Program: Station Platform Canopies **Location:** Systemwide
Investment Category: Stations and Passenger Facilities

Description

This program replaces or rehabilitates platform canopies at various Metrorail stations to maintain in a state of good repair.



Expected Outcome

Provides customers with shelter from the elements on outdoor platforms and extends the life of Metro's platform assets and helps prevent future safety issues.

Strategic Drivers



Safety



Security



Reliability/SGR

Overall Status

(Programs are ongoing)

- Development & Evaluation
- Implementation & Construction
- Operations Activation

Metro is currently rehabilitating the station platform canopy at Shady Grove and once complete, will begin rehabilitation of the platform canopy at Twinbrook Station.

FY2022 Funding (\$ Millions)

FY22 Current Budget	FY22 Forecast Range	YTD % Budget Expended
\$2.4	\$2.0 - \$2.0	60%

Funding Sources	YTD Expended
Formula	\$0.0
PRIIA	\$0.0
Other	\$0.0
Federal Subtotal	\$0.0
System Performance	\$0.7
Reimbursable/Other	\$0.0
DC Dedicated Funding	\$0.1
MD Dedicated Funding	\$0.1
VA Non-Restricted Dedicated Funding	\$0.1
VA Restricted Dedicated Funding	\$0.0
Local Subtotal	\$1.0
Debt	\$0.0
Net Accruals	\$0.5
TOTAL	\$1.4

Active Award Contracts

Contract Number	Vendor	Activity	Award Amount	Award Date	Period of Performance Start Date	Period of Performance End Date
FQ19172G	Gannett Fleming Engineers and Architects	ENGINEERING	\$70,250,000		10/3/2019	10/3/2024
FQ19021B	Harbor Roofing and Contracting, Inc.	CONSTRUCTION	\$10,000,000		9/30/2019	9/29/2021
FQ18033F	DHA/RK&K Joint Venture	CONSULT	\$55,000,000		8/16/2018	8/16/2023
FQ18033G	Gannett Fleming Engineers and Architects	CONSULT	\$70,000,000		8/23/2018	8/23/2023

(CIP0354) ePerformance and eCompensation Upgrades

FY2022 Q2

Initiative Type: Project **Mode:** Systemwide
Investment Program: IT **Location:** Systemwide
Investment Category: Business and Operations Support

Description

This project will sustain and upgrade the current enterprise resource planning (ERP) system until it is replaced at the end of its life. Upgrades include implementing new modules for ePerformance and eCompensation.



Expected Outcome

Keeps Metro's current ERP system up-to-date and will continue to be under vendor support until the anticipated software sunset date of 2030.

Strategic Drivers



Overall Status

Current Project Phase:

- Development & Evaluation
- Implementation & Construction
- Operations Activation

The team supported MTPD trainings, critical operations for Non-Represented employees, and employee benefit reporting.

FY2022 Funding (\$ Millions)

FY22 Current Budget	FY22 Forecast Range	YTD % Budget Expended
\$3.9	\$0.4 - \$0.4	6%

Funding Sources	YTD Expended
Formula	\$0.0
PRIIA	\$0.0
Other	\$0.0
Federal Subtotal	\$0.0
System Performance	\$0.0
Reimbursable/Other	\$0.0
DC Dedicated Funding	\$0.1
MD Dedicated Funding	\$0.1
VA Non-Restricted Dedicated Funding	\$0.0
VA Restricted Dedicated Funding	\$0.0
Local Subtotal	\$0.2
Debt	\$0.0
Net Accruals	\$0.1
TOTAL	\$0.2

(CIP0355) Zero Emission Bus Acquisition and Evaluation

FY2022 Q2

Initiative Type: Project **Mode:** Bus
Investment Program: Acquisition **Location:** Systemwide
Investment Category: Bus, Bus Facilities and Paratransit

Description

This project purchases electric buses and evaluates potential transition of the fleet to zero emissions technology. Results of the evaluation will inform, guide, and direct Metro's future bus fleet strategy and plans for supporting equipment and infrastructure.



Expected Outcome

Results of the pilot will inform and guide Metro's strategy for the future bus fleet. Zero-emission buses bring value to the region by reducing local air pollution, providing a quieter, smoother ride and supporting a more livable region.

Strategic Drivers



Safety



Security



Reliability/SGR

Overall Status

Current Project Phase:

- Development & Evaluation **X**
- Implementation & Construction
- Operations Activation

Metro released an RFP for ten 40-foot battery-electric buses in Q2. An award is anticipated in Q4 of FY2022, with testing to occur in FY2023.

FY2022 Funding (\$ Millions)

FY22 Current Budget	FY22 Forecast Range	YTD % Budget Expended
\$4.5	\$6.5 - \$9.5	9%

Funding Sources	YTD Expended
Formula	\$0.0
PRIIA	\$0.0
Other	\$0.0
Federal Subtotal	\$0.0
System Performance	\$0.1
Reimbursable/Other	\$0.0
DC Dedicated Funding	\$0.1
MD Dedicated Funding	\$0.1
VA Non-Restricted Dedicated Funding	\$0.1
VA Restricted Dedicated Funding	\$0.0
Local Subtotal	\$0.4
Debt	\$0.0
Net Accruals	\$0.0
TOTAL	\$0.4

Active Award Contracts

Contract Number	Vendor	Activity	Award Amount	Award Date	Period of Performance Start Date	Period of Performance End Date
FQ19144B-2	Hensel Phelps Construction Co	CONSTRUCTION	\$252,911,000	7/19/2021	7/19/2021	3/31/2027
C20102L	WSP USA Inc.	CONSULT	\$1,598,606	12/20/2021	10/1/2020	9/30/2023

(CIP0356) Tunnel Ventilation Improvements - Red Line Pilot

FY2022 Q2

Initiative Type: Project **Mode:** Rail
Investment Program: Structures **Location:** Woodley Park and Cleveland Park
Investment Category: Track and Structures Rehabilitation

Description

The project performs a pilot and evaluation to rehabilitate ventilation shaft components to improve Metro's compliance with National Fire Protection Association (NFPA 130) standards. The pilot will be implemented on the Red Line between Woodley Park through Cleveland Park Metrorail Stations. If successful, the project will serve as a proof of concept for future designs across the Metrorail System and will be used to update Metro's ventilation design criteria.



Expected Outcome

Improves ventilation infrastructure to expel smoke from tunnels in the event of a fire incident.

Strategic Drivers



Safety



Security



Reliability/SGR

Overall Status

Current Project Phase:

- Development & Evaluation
- Implementation & Construction **X**
- Operations Activation

Metro is building mezzanine platforms over tracks to house upgraded fans that will improve tunnel ventilation from Woodley Park to Cleveland park stations along the Red Line. Concrete pouring and structural platform installation occurred in Q2.

FY2022 Funding (\$ Millions)

FY22 Current Budget	FY22 Forecast Range	YTD % Budget Expended
\$29.6	\$26.1 - \$36.1	39%

Funding Sources	YTD Expended
Formula	\$0.0
PRIIA	\$0.0
Other	\$0.0
Federal Subtotal	\$0.0
System Performance	\$0.8
Reimbursable/Other	\$0.0
DC Dedicated Funding	\$4.0
MD Dedicated Funding	\$3.8
VA Non-Restricted Dedicated Funding	\$2.6
VA Restricted Dedicated Funding	\$0.9
Local Subtotal	\$12.1
Debt	\$0.3
Net Accruals	\$-0.8
TOTAL	\$11.6

Active Award Contracts

Contract Number	Vendor	Activity	Award Amount	Award Date	Period of Performance Start Date	Period of Performance End Date
CCSCM211074	Sharp And Company	CONSULT	\$1,768,000	7/6/2021	6/8/2021	6/15/2021
FQ18033B	HNTB Corporation	ENGINEERING	\$65,000,000		8/2/2018	8/1/2023
FQ19172M	Mott MacDonald-WSP Joint Venture	CONSTRUCTION	\$50,000,000		10/3/2019	10/3/2024
FQ18033G	Gannett Fleming Engineers and Architects	CONSULT	\$49,000,000		8/23/2018	8/23/2023
C20113	Transportation Management Service Inc	3RD_PARTY	\$10,784,752		5/22/2020	5/21/2022
CQ15052	ARINC Incorporated	CONSULT	\$3,522,520		1/16/2018	10/31/2021

(CIP0357) Cybersecurity Legacy Software Improvements

FY2022 Q2

Initiative Type: Project **Mode:** Systemwide
Investment Program: IT **Location:** Systemwide
Investment Category: Business and Operations Support

Description

This project will improve, maintain and upgrade applications to improve cybersecurity.



Expected Outcome

Protects Metro IT systems from cybersecurity risks through direct improvements, maintenance and upgrade of existing systems and technologies across the system.

Strategic Drivers



Safety



Security



Reliability/SGR

Overall Status

Current Project Phase:

- Development & Evaluation
- Implementation & Construction
- Operations Activation

Metro is maintaining existing cybersecurity technology and assessing systems for upgrades as needed.

FY2022 Funding (\$ Millions)

FY22 Current Budget	FY22 Forecast Range	YTD % Budget Expended
\$0.5	\$6.0 - \$6.0	627%

Funding Sources	YTD Expended
Formula	\$0.0
PRIIA	\$0.0
Other	\$0.0
Federal Subtotal	\$0.0
System Performance	\$2.1
Reimbursable/Other	\$0.0
DC Dedicated Funding	\$0.2
MD Dedicated Funding	\$0.2
VA Non-Restricted Dedicated Funding	\$0.1
VA Restricted Dedicated Funding	\$0.1
Local Subtotal	\$2.7
Debt	\$0.0
Net Accruals	\$0.4
TOTAL	\$3.1

(CIP0370) Structural Rehabilitation - Package B

FY2022 Q2

Initiative Type: Project **Mode:** Rail
Investment Program: Structures **Location:** Systemwide
Investment Category: Track and Structures Rehabilitation

Description

This project rehabilitates approximately 21 bridges/aerial structures.



Expected Outcome

Address issues on bridges and aerial structures identified during Metro safety inspections. Prevents emergency shutdowns of rail service due to structural deficiencies.

Strategic Drivers



Safety



Security



Reliability/SGR

Overall Status

Current Project Phase:

- Development & Evaluation
- Implementation & Construction
- Operations Activation

Preliminary pre-construction work and services are ongoing.

FY2022 Funding (\$ Millions)

FY22 Current Budget	FY22 Forecast Range	YTD % Budget Expended
\$2.0	\$0.2 - \$0.2	0%

Funding Sources	YTD Expended
Formula	\$0.0
PRIIA	\$0.0
Other	\$0.0
Federal Subtotal	\$0.0
System Performance	\$0.0
Reimbursable/Other	\$0.0
DC Dedicated Funding	\$0.0
MD Dedicated Funding	\$0.0
VA Non-Restricted Dedicated Funding	\$0.0
VA Restricted Dedicated Funding	\$0.0
Local Subtotal	\$0.0
Debt	\$0.0
Net Accruals	\$0.0
TOTAL	\$0.0


(CIP0373) Interim Operations Control Centers

FY2022 Q2

Initiative Type: Project **Mode:** Systemwide
Investment Program: Support Equipment/Services **Location:** L'Enfant Plaza, Dulles Railyard
Investment Category: Business and Operations Support

Description

This project supports the planning and initial pre-construction activities for an interim Operation Control Center to ensure continuity of operations between vacancy of the Jackson Graham office building and the completion of the Alexandria, VA office building.



Expected Outcome

Strategic Drivers



Safety



Security



Reliability/SGR

Overall Status

Current Project Phase:
 Development & Evaluation
 Implementation & Construction
 Operations Activation

FY2022 Funding (\$ Millions)

FY22 Current Budget	FY22 Forecast Range	YTD % Budget Expended
\$2.0	\$0.0 - \$0.0	0%

Funding Sources	YTD Expended
Formula	\$0.0
PRIIA	\$0.0
Other	\$0.0
Federal Subtotal	\$0.0
System Performance	\$0.0
Reimbursable/Other	\$0.0
DC Dedicated Funding	\$0.0
MD Dedicated Funding	\$0.0
VA Non-Restricted Dedicated Funding	\$0.0
VA Restricted Dedicated Funding	\$0.0
Local Subtotal	\$0.0
Debt	\$0.0
Net Accruals	\$0.0
TOTAL	\$0.0

(CIP8007) D&E Electrical Improvements

FY2022 Q2

Initiative Type: Program **Mode:** Rail
Investment Program: Power **Location:** Systemwide
Investment Category: Rail Systems

Description

This program provides surveys, studies, engineering, and designs to support train propulsion needs that may lead to future capital initiatives.



Expected Outcome

Supports efforts to develop and evaluate potential solutions to emerging needs before committing to larger investments.

Strategic Drivers



Safety



Security



Reliability/SGR

Overall Status

(Programs are ongoing)

- Development & Evaluation
- Implementation & Construction
- Operations Activation

Metro is continuing work on tagging relay updates for Metro’s General Orders and Track Rights System and the Heat Tape Pilot.

FY2022 Funding (\$ Millions)

FY22 Current Budget	FY22 Forecast Range	YTD % Budget Expended
\$1.0	\$0.2 - \$0.4	4%

Funding Sources	YTD Expended
Formula	\$0.0
PRIIA	\$0.0
Other	\$0.0
Federal Subtotal	\$0.0
System Performance	\$0.0
Reimbursable/Other	\$0.0
DC Dedicated Funding	\$0.0
MD Dedicated Funding	\$0.0
VA Non-Restricted Dedicated Funding	\$0.0
VA Restricted Dedicated Funding	\$0.0
Local Subtotal	\$0.0
Debt	\$0.0
Net Accruals	\$0.0
TOTAL	\$0.0

Active Award Contracts

Contract Number	Vendor	Activity	Award Amount	Award Date	Period of Performance Start Date	Period of Performance End Date
FQ15192-FY20	Mott MacDonald I&E, LLC	ENGINEERING	\$24,401,367		7/18/2019	6/30/2020
CQ16019	Willis of New York, Inc.	CONSULT	\$3,285,820		7/1/2019	6/30/2020
FQ15124_EBT	EastBanc Technologies, LLC	CONSULT	\$0		5/1/2019	4/30/2020

(CIP8011) D&E Fixed Rail Improvements

FY2022 Q2

Initiative Type: Program **Mode:** Rail
Investment Program: Fixed Rail **Location:** Systemwide
Investment Category: Track and Structures Rehabilitation

Description

This program supports the development and evaluation of new initiatives associated with railway improvements.



Expected Outcome

Supports efforts to develop and evaluate potential solutions to emerging needs before committing to larger investments.

Strategic Drivers



Safety



Security



Reliability/SGR

Overall Status

(Programs are ongoing)

- Development & Evaluation
- Implementation & Construction
- Operations Activation

Metro is evaluating potential studies for the D&G turnback and floating concrete slab analysis and alternatives.

FY2022 Funding (\$ Millions)

FY22 Current Budget	FY22 Forecast Range	YTD % Budget Expended
\$3.0	\$0.7 - \$1.2	14%

Funding Sources	YTD Expended
Formula	\$0.0
PRIIA	\$0.0
Other	\$0.0
Federal Subtotal	\$0.0
System Performance	\$0.4
Reimbursable/Other	\$0.0
DC Dedicated Funding	\$0.0
MD Dedicated Funding	\$0.0
VA Non-Restricted Dedicated Funding	\$0.0
VA Restricted Dedicated Funding	\$0.0
Local Subtotal	\$0.4
Debt	\$0.0
Net Accruals	\$0.0
TOTAL	\$0.4

Active Award Contracts

Contract Number	Vendor	Activity	Award Amount	Award Date	Period of Performance Start Date	Period of Performance End Date
FQ15190A	AECOM, USA, INC.	CONSULT	\$22,500,000		3/29/2018	3/28/2023
FQ18033F	DHA/RK&K Joint Venture	CONSULT	\$12,500,000		8/16/2018	8/16/2023

(CIP8013) D&E Track Structures Improvements

FY2022 Q2

Initiative Type: Program **Mode:** Rail
Investment Program: Structures **Location:** Systemwide
Investment Category: Track and Structures Rehabilitation

Description

This program supports Metro's efforts to complete surveys, studies, engineering, and design tasks for tracks' and structures' capital initiatives.



Expected Outcome

Supports efforts to develop and evaluate potential solutions for emerging track and structural needs before committing to larger investments.

Strategic Drivers



Safety



Security



Reliability/SGR

Overall Status

(Programs are ongoing)

- Development & Evaluation
- Implementation & Construction
- Operations Activation

Metro is continuing an analysis of alternatives for the Blue, Orange, and Silver Lines to address crowding in trains and stations, as well as the installation of track heater control modules that would reduce unnecessary run time for third rail heaters.

FY2022 Funding (\$ Millions)

FY22 Current Budget	FY22 Forecast Range	YTD % Budget Expended
\$2.4	\$3.0 - \$4.0	46%

Funding Sources	YTD Expended
Formula	\$0.0
PRIIA	\$0.0
Other	\$0.0
Federal Subtotal	\$0.0
System Performance	\$0.8
Reimbursable/Other	\$0.0
DC Dedicated Funding	\$0.0
MD Dedicated Funding	\$0.0
VA Non-Restricted Dedicated Funding	\$0.0
VA Restricted Dedicated Funding	\$0.0
Local Subtotal	\$0.8
Debt	\$0.0
Net Accruals	\$0.2
TOTAL	\$1.1

Active Award Contracts

Contract Number	Vendor	Activity	Award Amount	Award Date	Period of Performance Start Date	Period of Performance End Date
FQ18033B	HNTB Corporation	ENGINEERING	\$65,000,000		8/2/2018	8/1/2023

Active Award Contracts

Contract Number	Vendor	Activity	Award Amount	Award Date	Period of Performance Start Date	Period of Performance End Date
FQ18110	CHK America Inc	3RD_PARTY	\$8,635,950	3/10/2021	4/12/2021	4/11/2022
FQ15190C	Parsons Transportation Group Inc	CONSULT	\$0		3/29/2018	3/28/2023

(CIP8019) D&E Passenger Facility Improvements

FY2022 Q2

Initiative Type: Program **Mode:** Rail
Investment Program: Station Systems **Location:** Systemwide
Investment Category: Stations and Passenger Facilities

Description

This program identifies improvements needed for Metro's passenger facilities. Supports the development of designs and evaluates potential solutions.



Expected Outcome

Supports efforts to develop and evaluate potential solutions to emerging needs before committing to larger investments.

Strategic Drivers



Safety



Security



Reliability/SGR

Overall Status

(Programs are ongoing)

- Development & Evaluation
- Implementation & Construction
- Operations Activation

Metro will begin installing 70 multi-space parking meter pay stations at rail stations and removing old parking meters (all spaces will take electronic payments from the pay station).

FY2022 Funding (\$ Millions)

FY22 Current Budget	FY22 Forecast Range	YTD % Budget Expended
\$9.5	\$1.1 - \$1.1	0%

Funding Sources	YTD Expended
Formula	\$0.0
PRIIA	\$0.0
Other	\$0.0
Federal Subtotal	\$0.0
System Performance	\$0.0
Reimbursable/Other	\$0.0
DC Dedicated Funding	\$0.0
MD Dedicated Funding	\$0.0
VA Non-Restricted Dedicated Funding	\$0.0
VA Restricted Dedicated Funding	\$0.0
Local Subtotal	\$0.0
Debt	\$0.0
Net Accruals	\$0.0
TOTAL	\$0.0

Active Award Contracts

Contract Number	Vendor	Activity	Award Amount	Award Date	Period of Performance Start Date	Period of Performance End Date
C20180--	Laz Parking Mid-Atlantic, LLC	EQUIP_MATL	\$732,448		3/1/2021	2/28/2022

(CIP8021) D&E Bus & Paratransit Improvements

FY2022 Q2

Initiative Type: Program **Mode:** Bus
Investment Program: Acquisition **Location:** Systemwide
Investment Category: Bus, Bus Facilities and Paratransit

Description

This program provides surveys, studies, engineering, and designs related to new bus and paratransit efforts that may lead to future capital initiatives. Specifically, Metro will evaluate the feasibility and success of transitioning some of its bus fleet to electric vehicles and develop preliminary plans for infrastructure requirements to support an electric bus fleet.



Expected Outcome

Supports efforts to develop and evaluate potential solutions to emerging needs before committing to larger investments.

Strategic Drivers



Safety



Security



Reliability/SGR

Overall Status

(Programs are ongoing)

- Development & Evaluation
- Implementation & Construction
- Operations Activation

Metro is developing the requirements necessary to launch a Battery Electric Bus Pilot. This work is being transferred to CIP0355.

FY2022 Funding (\$ Millions)

FY22 Current Budget	FY22 Forecast Range	YTD % Budget Expended
\$0.3	\$0.2 - \$0.2	%

Funding Sources	YTD Expended
Formula	\$0.0
PRIIA	\$0.0
Other	\$0.0
Federal Subtotal	\$0.0
System Performance	\$0.0
Reimbursable/Other	\$0.0
DC Dedicated Funding	\$0.0
MD Dedicated Funding	\$0.0
VA Non-Restricted Dedicated Funding	\$0.0
VA Restricted Dedicated Funding	\$0.0
Local Subtotal	\$0.0
Debt	\$0.0
Net Accruals	\$-0.1
TOTAL	\$0.0

(CIP8026) Future Bus Maintenance Facilities

FY2022 Q2

Initiative Type: Program **Mode:** Bus
Investment Program: Maintenance Facilities **Location:** Systemwide
Investment Category: Bus, Bus Facilities and Paratransit

Description

This program supports future large scale bus maintenance facility initiatives that are yet to be fully defined, but are known needs.



Expected Outcome

Supports efforts to develop and evaluate potential solutions to emerging bus maintenance facility needs before committing to larger investments.

Strategic Drivers



Safety



Security



Reliability/SGR

Overall Status

(Programs are ongoing)

- Development & Evaluation
- Implementation & Construction
- Operations Activation

Pre-NEPA design revisions for the Western Bus Garage replacement are advancing in FY2022.

FY2022 Funding (\$ Millions)

FY22 Current Budget	FY22 Forecast Range	YTD % Budget Expended
\$1.0	\$1.0 - \$1.0	0%

Funding Sources	YTD Expended
Formula	\$0.0
PRIIA	\$0.0
Other	\$0.0
Federal Subtotal	\$0.0
System Performance	\$0.0
Reimbursable/Other	\$0.0
DC Dedicated Funding	\$0.0
MD Dedicated Funding	\$0.0
VA Non-Restricted Dedicated Funding	\$0.0
VA Restricted Dedicated Funding	\$0.0
Local Subtotal	\$0.0
Debt	\$0.0
Net Accruals	\$0.0
TOTAL	\$0.0

(CIP8029) D&E Information Technology Improvements

FY2022 Q2

Initiative Type: Program **Mode:** Systemwide
Investment Program: IT **Location:** Systemwide
Investment Category: Business and Operations Support

Description

This program identifies emerging information technology needs and develops proposed solutions for evaluation to become potential future capital initiatives.



Expected Outcome

Supports efforts to develop and evaluate potential solutions to emerging information technology needs before committing to larger investments.

Strategic Drivers



Safety



Security



Reliability/SGR

Overall Status

(Programs are ongoing)

- Development & Evaluation
- Implementation & Construction
- Operations Activation

Metro is preparing to release an RFP for an assessment of a Content Management System. Metro also continues to evaluate technology options for Metro Transit Police Department needs and implement IT Security.

FY2022 Funding (\$ Millions)

FY22 Current Budget	FY22 Forecast Range	YTD % Budget Expended
\$17.0	\$11.1 - \$11.1	21%

Funding Sources	YTD Expended
Formula	\$0.0
PRIIA	\$0.0
Other	\$0.0
Federal Subtotal	\$0.0
System Performance	\$3.3
Reimbursable/Other	\$0.0
DC Dedicated Funding	\$0.0
MD Dedicated Funding	\$0.0
VA Non-Restricted Dedicated Funding	\$0.0
VA Restricted Dedicated Funding	\$0.0
Local Subtotal	\$3.3
Debt	\$0.0
Net Accruals	\$0.3
TOTAL	\$3.5

Active Award Contracts

Contract Number	Vendor	Activity	Award Amount	Award Date	Period of Performance Start Date	Period of Performance End Date
CIT01211138	Insight Public Sector, Inc.	CONSULT	\$511,912	6/18/2021	6/22/2021	4/30/2023
FQ15124_SFA	Susan Fitzgerald & Associates, Inc.	CONSULT	\$0		5/1/2019	4/30/2020
FQ15124_SYA	SyApps LLC	CONSULT	\$0		5/1/2019	4/30/2020
FQ15124_SIRC*	Software Information Resource Corporatio	CONSULT	\$0		4/13/2016	4/30/2020
FQ15124_SFA	Susan Fitzgerald & Associates, Inc.	CONSULT	\$0		5/1/2019	4/30/2020
FQ15124_POW	Powersolv Inc	CONSULT	\$0		5/1/2019	4/30/2020
FQ15124_LIM	Limbic Systems Inc	CONSULT	\$0		5/1/2019	4/30/2020
FQ15124_SFA	Susan Fitzgerald & Associates, Inc.	CONSULT	\$0		5/1/2019	4/30/2020
CQ19009	Optiv Security Inc.	IT_SOFTWARE_OTH	\$439,504	9/30/2021	9/30/2021	11/22/2022
FQ18100	Vivsoft Technologies LLC	CONSULT	\$641,520		10/1/2018	9/30/2021
CIT01211229	CAS Severn Inc	IT_SOFTWARE_OTH	\$743,193		6/22/2021	12/4/2021
CQ19211	Everbridge Inc	CONSULT	\$1,150,115	10/29/2021	9/21/2021	9/20/2022
CIT01211099-1	AnnuK Incorporated	IT_SOFTWARE_OTH	\$1,841,443		11/4/2020	12/18/2020
CQ19104	Dell Marketing LP	CONSULT	\$60,000,000	7/22/2019	7/22/2019	7/22/2022
CIT01222076	Novacoast Federal Inc	IT_HARDWARE_OTH	\$202,496	1/27/2022	1/27/2022	1/26/2023

(CIP8030) Future Information Technology Projects

FY2022 Q2

Initiative Type: Program **Mode:** Systemwide
Investment Program: IT **Location:** Systemwide
Investment Category: Business and Operations Support

Description

This program identifies new information technology investments needs with the potential to develop into future projects based on outcomes of the development and evaluation process.



Expected Outcome

Identifies potential future investments as development and evaluation efforts are undertaken to assess alternatives.

Strategic Drivers



Safety



Security



Reliability/SGR

Overall Status

(Programs are ongoing)

- Development & Evaluation
- Implementation & Construction
- Operations Activation

Metro is developing improvements to the Public Participation Management System.

FY2022 Funding (\$ Millions)

FY22 Current Budget	FY22 Forecast Range	YTD % Budget Expended
\$0.3	\$0.3 - \$0.3	0%

Funding Sources	YTD Expended
Formula	\$0.0
PRIIA	\$0.0
Other	\$0.0
Federal Subtotal	\$0.0
System Performance	\$0.0
Reimbursable/Other	\$0.0
DC Dedicated Funding	\$0.0
MD Dedicated Funding	\$0.0
VA Non-Restricted Dedicated Funding	\$0.0
VA Restricted Dedicated Funding	\$0.0
Local Subtotal	\$0.0
Debt	\$0.0
Net Accruals	\$0.0
TOTAL	\$0.0

(CIP8031) D&E Metro Transit Police Improvements

FY2022 Q2

Initiative Type: Program **Mode:** Systemwide
Investment Program: MTPD **Location:** Systemwide
Investment Category: Business and Operations Support

Description

This program supports the development and evaluation of new potential Metro Transit Police initiatives.



Expected Outcome

Supports efforts to develop and evaluate potential solutions to emerging needs before committing to larger investments.

Strategic Drivers



Safety



Security



Reliability/SGR

Overall Status

(Programs are ongoing)

Development & Evaluation
 Implementation & Construction **X**
 Operations Activation **X**

Metro is continuing to study the development of a Law Enforcement Mobile Application, as well as a potential future consolidated training facility to include canine, emergency management, tunnel and first responder training.

FY2022 Funding (\$ Millions)

FY22 Current Budget	FY22 Forecast Range	YTD % Budget Expended
\$0.3	\$0.0 - \$0.0	0%

Funding Sources	YTD Expended
Formula	\$0.0
PRIIA	\$0.0
Other	\$0.0
Federal Subtotal	\$0.0
System Performance	\$0.0
Reimbursable/Other	\$0.0
DC Dedicated Funding	\$0.0
MD Dedicated Funding	\$0.0
VA Non-Restricted Dedicated Funding	\$0.0
VA Restricted Dedicated Funding	\$0.0
Local Subtotal	\$0.0
Debt	\$0.0
Net Accruals	\$0.0
TOTAL	\$0.0


(CIP8033) D&E Support Equipment Improvements

FY2022 Q2

Initiative Type: Program **Mode:** Systemwide
Investment Program: Support Equipment/Services **Location:** Systemwide
Investment Category: Business and Operations Support

Description

This program evaluates the purchase of equipment, services, and systems that provide support to Metro.



Expected Outcome

Supports efforts to develop and evaluate potential solutions to emerging needs before committing to larger investments.

Strategic Drivers



Safety



Security



Reliability/SGR

Overall Status

(Programs are ongoing)

- Development & Evaluation
- Implementation & Construction
- Operations Activation

Expenses being transferred to the Operating Budget.

FY2022 Funding (\$ Millions)

FY22 Current Budget	FY22 Forecast Range	YTD % Budget Expended
\$1.6	\$0.1 - \$0.1	3%

Funding Sources	YTD Expended
Formula	\$0.0
PRIIA	\$0.0
Other	\$0.0
Federal Subtotal	\$0.0
System Performance	\$0.2
Reimbursable/Other	\$0.0
DC Dedicated Funding	\$0.0
MD Dedicated Funding	\$0.0
VA Non-Restricted Dedicated Funding	\$0.0
VA Restricted Dedicated Funding	\$0.0
Local Subtotal	\$0.2
Debt	\$0.0
Net Accruals	\$-0.2
TOTAL	\$0.0

Active Award Contracts

Contract Number	Vendor	Activity	Award Amount	Award Date	Period of Performance Start Date	Period of Performance End Date
FQ18033C	WSP USA Inc.	CONSULT	\$60,000,000		8/15/2018	8/15/2023

(CIP8034) Future Support Equipment Projects

FY2022 Q2

Initiative Type: Program **Mode:** Systemwide
Investment Program: Support Equipment/Services **Location:** Systemwide
Investment Category: Business and Operations Support

Description

This program identifies new equipment and services investment needs with the potential to develop into future projects based on outcomes of the development and evaluation process.



Expected Outcome

Identifies potential future investments as development and evaluation efforts are undertaken to assess alternatives.

Strategic Drivers



Safety



Security



Reliability/SGR

Overall Status

(Programs are ongoing)

- Development & Evaluation
- Implementation & Construction
- Operations Activation

FY2022 Funding (\$ Millions)

FY22 Current Budget	FY22 Forecast Range	YTD % Budget Expended
\$0.3	\$0.3 - \$0.3	0%

Funding Sources	YTD Expended
Formula	\$0.0
PRIIA	\$0.0
Other	\$0.0
Federal Subtotal	\$0.0
System Performance	\$0.0
Reimbursable/Other	\$0.0
DC Dedicated Funding	\$0.0
MD Dedicated Funding	\$0.0
VA Non-Restricted Dedicated Funding	\$0.0
VA Restricted Dedicated Funding	\$0.0
Local Subtotal	\$0.0
Debt	\$0.0
Net Accruals	\$0.0
TOTAL	\$0.0

(CRB0005) Planning Support for the District of Columbia

FY2022 Q2

Initiative Type: Program **Mode:** Bus
Investment Program: Support Equipment/Services **Location:** Washington, DC
Investment Category: Business and Operations Support

Description

This program facilitates planning and design of potential future transit projects and transit oriented development efforts which create pedestrian-oriented, mixed-use communities centered around Metro stations. This also includes other projects that are of priority interest to Metro and the District of Columbia.



Expected Outcome

Facilitates improvements in station circulation, station access, regional transportation planning, and joint development activities that are of mutual interest to Metro and the District of Columbia.

Strategic Drivers



Safety



Security



Reliability/SGR

Overall Status

(Programs are ongoing)

- Development & Evaluation
- Implementation & Construction
- Operations Activation

Metro is planning for Transit Oriented Development at Brookland and Fort Totten. Development and evaluation of station improvements will continue at Navy Yard and planning requirements for other station passenger circulation improvements, joint developments, and bus facilities as requested by the District of Columbia.

FY2022 Funding (\$ Millions)

FY22 Current Budget	FY22 Forecast Range	YTD % Budget Expended
\$1.0	\$0.6 - \$0.6	19%

Funding Sources	YTD Expended
Formula	\$0.0
PRIIA	\$0.0
Other	\$0.0
Federal Subtotal	\$0.0
System Performance	\$0.0
Reimbursable/Other	\$0.2
DC Dedicated Funding	\$0.0
MD Dedicated Funding	\$0.0
VA Non-Restricted Dedicated Funding	\$0.0
VA Restricted Dedicated Funding	\$0.0
Local Subtotal	\$0.2
Debt	\$0.0
Net Accruals	\$0.0
TOTAL	\$0.2

(CRB0009) Planning Support for Maryland Jurisdictions

FY2022 Q2

Initiative Type: Program **Mode:** Rail
Investment Program: Support Equipment/Services **Location:** Maryland
Investment Category: Business and Operations Support

Description

This program facilitates planning and design of potential future transit projects and transit oriented development efforts which create pedestrian-oriented, mixed-use communities centered around Metro stations. This also includes other projects that are of priority interest to Metro and the Maryland jurisdictions.



Expected Outcome

Facilitates improvements in station circulation, station access, regional transportation planning, and joint development activities that are of mutual interest to Metro and the Maryland jurisdictions.

Strategic Drivers



Safety



Security



Reliability/SGR

Overall Status

(Programs are ongoing)

- Development & Evaluation
- Implementation & Construction
- Operations Activation

Metro is planning for Transit Oriented Development at West Hyattsville, Morgan Boulevard, and Addison Road. Development and evaluation of station improvements will continue at Rockville and planning requirements for other station passenger circulation improvements, joint developments, and bus facilities as requested by localities in Maryland.

FY2022 Funding (\$ Millions)

FY22 Current Budget	FY22 Forecast Range	YTD % Budget Expended
\$1.0	\$0.7 - \$0.7	33%

Funding Sources	YTD Expended
Formula	\$0.0
PRIIA	\$0.0
Other	\$0.0
Federal Subtotal	\$0.0
System Performance	\$0.0
Reimbursable/Other	\$0.2
DC Dedicated Funding	\$0.0
MD Dedicated Funding	\$0.0
VA Non-Restricted Dedicated Funding	\$0.0
VA Restricted Dedicated Funding	\$0.0
Local Subtotal	\$0.2
Debt	\$0.0
Net Accruals	\$0.1
TOTAL	\$0.3

(CRB0013) Potomac Yard Station Construction

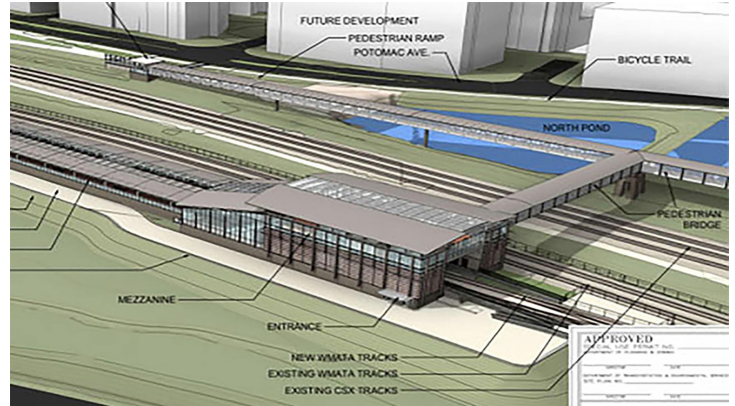
FY2022 Q2

Initiative Type: Project
Investment Program: Platforms & Structures
Investment Category: Stations and Passenger Facilities

Mode: Rail
Location: Alexandria

Description

The project supports the design and construction of a new Metrorail station on the Yellow and Blue Lines between the existing Braddock Road and Ronald Reagan Washington National Airport stations. This project is a partnership between Metro and the City of Alexandria, which is funding the new station.



Expected Outcome

Increases access to Metrorail in the City of Alexandria, accommodating economic development, reduced vehicle traffic, and improved quality of life in the City of Alexandria and the surrounding community.

Strategic Drivers



Safety



Security



Reliability/SGR

Overall Status

Current Project Phase:

- Development & Evaluation
- Implementation & Construction **X**
- Operations Activation

Metro has completed the installation of elevators in the North pavilion. Station escalator and elevator, electrical equipment, and metal roof installation is ongoing.

FY2022 Funding (\$ Millions)

FY22 Current Budget	FY22 Forecast Range	YTD % Budget Expended
\$149.5	\$105.4 - \$125.4	30%

Funding Sources	YTD Expended
Formula	\$0.0
PRIIA	\$0.0
Other	\$0.0
Federal Subtotal	\$0.0
System Performance	\$0.0
Reimbursable/Other	\$55.4
DC Dedicated Funding	\$0.0
MD Dedicated Funding	\$0.0
VA Non-Restricted Dedicated Funding	\$0.0
VA Restricted Dedicated Funding	\$0.0
Local Subtotal	\$55.4
Debt	\$0.0
Net Accruals	\$-10.7
TOTAL	\$44.7

(CRB0018) Planning Support for Virginia Jurisdictions

FY2022 Q2

Initiative Type: Program **Mode:** Rail
Investment Program: Support Equipment/Services **Location:** Virginia
Investment Category: Business and Operations Support

Description

This program facilitates planning and design of potential future transit projects and transit oriented development efforts which create pedestrian-oriented, mixed-use communities centered around Metro stations. This also includes other projects that are of priority interest to Metro and the Virginia jurisdictions.



Expected Outcome

Facilitates improvements in station circulation, station access, regional transportation planning, and joint development activities that are of mutual interest to Metro and the Virginia jurisdictions.

Strategic Drivers



Safety



Security



Reliability/SGR

Overall Status

(Programs are ongoing)

- Development & Evaluation
- Implementation & Construction
- Operations Activation

Metro is planning for Transit Oriented Development at West Falls Church, East Falls Church Transit Facilities, and Eisenhower Avenue Public Space Improvements. Metro plans to coordinate and begin planning the Huntington Bus Rapid Transit initiative and planning requirements for other station passenger circulation improvements, joint developments, and bus facilities as requested by localities in Virginia.

FY2022 Funding (\$ Millions)

FY22 Current Budget	FY22 Forecast Range	YTD % Budget Expended
\$1.0	\$0.7 - \$0.7	33%

Funding Sources	YTD Expended
Formula	\$0.0
PRIIA	\$0.0
Other	\$0.0
Federal Subtotal	\$0.0
System Performance	\$0.0
Reimbursable/Other	\$0.3
DC Dedicated Funding	\$0.0
MD Dedicated Funding	\$0.0
VA Non-Restricted Dedicated Funding	\$0.0
VA Restricted Dedicated Funding	\$0.0
Local Subtotal	\$0.3
Debt	\$0.0
Net Accruals	\$0.0
TOTAL	\$0.3

(CRB0019_19) Silver Line Phase 1 Railcars

FY2022 Q2

Initiative Type: Project **Mode:** Rail
Investment Program: Acquisition **Location:** Systemwide
Investment Category: Railcar and Railcar Facilities

Description

This project acquires 64 new 7000 series railcars for phase 1 construction of the Silver Line. The railcars are funded by the Metropolitan Washington Airports Authority.



Expected Outcome

Provides additional railcars necessary for the phase 1 portion of the new Silver Line rail service. All railcars have been received.

Strategic Drivers



Safety



Security



Reliability/SGR

Overall Status

Current Project Phase:

- Development & Evaluation
- Implementation & Construction **X**
- Operations Activation

Metro is taking delivery of Operation and Maintenance Manuals and Spare Parts Catalogs, portable and bench testing equipment, and delivery of as-built drawings. Final acceptance for these items is scheduled for FY2022.

FY2022 Funding (\$ Millions)

FY22 Current Budget	FY22 Forecast Range	YTD % Budget Expended
\$2.2	\$0.0 - \$5.5	0%

Funding Sources	YTD Expended
Formula	\$0.0
PRIIA	\$0.0
Other	\$0.0
Federal Subtotal	\$0.0
System Performance	\$0.0
Reimbursable/Other	\$0.0
DC Dedicated Funding	\$0.0
MD Dedicated Funding	\$0.0
VA Non-Restricted Dedicated Funding	\$0.0
VA Restricted Dedicated Funding	\$0.0
Local Subtotal	\$0.0
Debt	\$0.0
Net Accruals	\$0.0
TOTAL	\$0.0

(CRB0020) Silver Line Phase 2 Construction Support

FY2022 Q2

Initiative Type: Project
Investment Program: Platforms & Structures
Investment Category: Stations and Passenger Facilities

Mode: Rail
Location: All new Phase II stations in Virginia - 3 in Fairfax County and 3 in Loudoun County

Description

This project supports Phase 2 construction, integration, and infrastructure improvements for the Silver Line expansion of six stations. This project is managed and funded by the Metropolitan Washington Airports Authority



Expected Outcome

Provides rail customers a direct connection to Dulles International Airport and better access to rail service for residents, visitors, and businesses in Western Fairfax County and Loudoun County.

Strategic Drivers



Safety



Security



Reliability/SGR

Overall Status

Current Project Phase:

- Development & Evaluation
- Implementation & Construction **X**
- Operations Activation **X**

Exit fare gates were installed in Q1 and final acceptance testing for AFC equipment is scheduled for Q3 of FY2022. Metro is completing ATC tie-in work at Wiehle-Reston East and signage and graphics installation at the six new stations that are anticipated to begin revenue service by Q1 of FY2023. Substantial completion inspections and the purchasing of non-revenue vehicles and railyard shop equipment are ongoing.

FY2022 Funding (\$ Millions)

FY22 Current Budget	FY22 Forecast Range	YTD % Budget Expended
\$10.8	\$18.6 - \$20.6	103%

Funding Sources	YTD Expended
Formula	\$0.0
PRIIA	\$0.0
Other	\$0.0
Federal Subtotal	\$0.0
System Performance	\$0.0
Reimbursable/Other	\$12.3
DC Dedicated Funding	\$0.0
MD Dedicated Funding	\$0.0
VA Non-Restricted Dedicated Funding	\$0.0
VA Restricted Dedicated Funding	\$0.0
Local Subtotal	\$12.3
Debt	\$0.0
Net Accruals	\$-1.2
TOTAL	\$11.1

(CRB0127) Purple Line Construction Support

FY2022 Q2

Initiative Type: Project **Mode:** Rail
Investment Program: Platforms & Structures **Location:** Bethesda, Silver Spring, College Park, and New Carrollton.
Investment Category: Stations and Passenger Facilities

Description

This project supports the planned Purple Line, a 16-mile light rail transit line extending from Bethesda to New Carrollton. The Maryland Transit Administration (MTA) is managing and funding the development of the line which will connect to four Metrorail stations: Bethesda, Silver Spring, College Park, and New Carrollton. This project includes design and engineering support to integrate Metro facilities with the Purple Line and a new entrance into the South Mezzanine at Bethesda Station.



Expected Outcome

Supports future multi-modal connections that will increase transit access in the region. Increases passengers flexibility and convenience when it comes to riding Metrorail.

Strategic Drivers



Safety



Security



Reliability/SGR

Overall Status

Current Project Phase:

- Development & Evaluation
- Implementation & Construction **X**
- Operations Activation **X**

Metro will support design and construction efforts to integrate the Purple Line with the Metrorail system, particularly at the Bethesda and Silver Spring stations. Metro will provide engineering oversight and project management support for this MTA administered project.

FY2022 Funding (\$ Millions)

FY22 Current Budget	FY22 Forecast Range	YTD % Budget Expended
\$4.1	\$4.8 - \$4.8	32%

Funding Sources	YTD Expended
Formula	\$0.0
PRIIA	\$0.0
Other	\$0.0
Federal Subtotal	\$0.0
System Performance	\$0.0
Reimbursable/Other	\$1.4
DC Dedicated Funding	\$0.0
MD Dedicated Funding	\$0.0
VA Non-Restricted Dedicated Funding	\$0.0
VA Restricted Dedicated Funding	\$0.0
Local Subtotal	\$1.4
Debt	\$0.0
Net Accruals	\$-0.1
TOTAL	\$1.3