

**WASHINGTON
METROPOLITAN AREA
TRANSIT AUTHORITY**



FY2024 Quarter 4

Appendix 1:

Capital Program Project Pages



Aug 2024



WASHINGTON METROPOLITAN AREA TRANSIT AUTHORITY

TABLE OF CONTENTS

- (CIP0002) Bus Onboard Location Equipment and Software Program 1
- (CIP0004) Bus Maintenance Facility and Equipment State of Good Repair Program..... 3
- (CIP0005) Bus Vehicle Rehabilitation Program 5
- (CIP0006) Bus Fleet Acquisition Program..... 7
- (CIP0007) Bus Closed Circuit Television Replacement Program 9
- (CIP0009) Service Vehicle Acquisition Program 11
- (CIP0010) Environmental Compliance Program 13
- (CIP0015) MetroAccess Fleet Acquisition 15
- (CIP0024) Track Rehabilitation Program 17
- (CIP0025) Roadway Equipment and Vehicle Program 19
- (CIP0029) Warehouse Storage Improvements 21
- (CIP0034) Revenue Collection Facility Rehabilitation..... 23
- (CIP0035) Bicycle and Pedestrian Facility Rehabilitation 25
- (CIP0036) Procurement Program Support 27
- (CIP0039) System Planning and Development..... 29
- (CIP0042) Asset Management Software Improvements 31
- (CIP0043) Bus and Rail Scheduling and Operations Software Improvements 33
- (CIP0054) Customer Electronic Comms 35
- (CIP0056) Rail Service Management Software Improvements..... 37
- (CIP0059) 8000-Series Railcars..... 39
- (CIP0063) Rail Vehicle Scheduled Maintenance Program 41
- (CIP0067) Rail Vehicle Safety & Reliability Improvements 43
- (CIP0072) Elevator Rehabilitation Program 45
- (CIP0073) Escalator Rehabilitation Program 47
- (CIP0074) Parking Access & Collection Equipment..... 49
- (CIP0076) Rail System Power Upgrades 51
- (CIP0087) Station and Facility Restoration Program 53
- (CIP0088) Station Entrance Canopy Installation..... 55
- (CIP0099) Joint Development Program Support..... 57
- (CIP0101) Internal Compliance Capital Management Support 59
- (CIP0102) Police District III Substation 61
- (CIP0127) Transit Police Support Equipment 63
- (CIP0131) Capital Program Financing Support..... 65
- (CIP0132) Escalator and Elevator Overhaul Program 67
- (CIP0133) Train Detection and Warning System 69
- (CIP0136) Radio Infrastructure Replacement 71
- (CIP0142) Rail Vehicle Preventive Maintenance 73
- (CIP0143) Bus Vehicle Preventive Maintenance 75



WASHINGTON METROPOLITAN AREA TRANSIT AUTHORITY

(CIP0145) Facility Security Monitoring Equipment Program	77
(CIP0150) Support Facility Fire System Rehabilitation	79
(CIP0151) Rail Station Cooling Rehabilitation Program.....	81
(CIP0152) Parking Garage and Surface Lot Rehabilitation	83
(CIP0170) Facility Roof Rehabilitation and Replacement	85
(CIP0185) Escalator Replacement.....	87
(CIP0197) Support Facility Improvements	89
(CIP0204) Railcar Rooftop Access Platform	91
(CIP0212) Sustainability/Resiliency Program.....	93
(CIP0213) Capital Program Development Support	95
(CIP0218) Metrorail Station Improvements	97
(CIP0219) Rail Station Lighting Improvements	99
(CIP0220) Bus Planning Studies Program	101
(CIP0221) Bus Customer Facility Improvements	103
(CIP0225) Heavy Repair and Overhaul Facility	105
(CIP0231) Good Luck Road Facility	107
(CIP0241) Flood Resiliency Infrastructure Upgrades.....	109
(CIP0242) Rail System Drainage Rehabilitation Program	111
(CIP0246) General Engineering	113
(CIP0247) Emergency Construction and Emerging Needs Program.....	115
(CIP0251) Automatic Train Control State of Good Repair	117
(CIP0252) Low Voltage Power State of Good Repair	119
(CIP0253) Traction Power State of Good Repair.....	121
(CIP0254) Bus Priority Program Development.....	123
(CIP0255) Fare Collection Modernization	125
(CIP0256) 7000-Series Railcars.....	127
(CIP0257) Emergency Trip Station (ETS) Rehabilitation	129
(CIP0258) Station and Tunnel Fire Alarm Rehabilitation	131
(CIP0259) Employee Timekeeping System	133
(CIP0261) Rail Tunnel Lighting Replacement.....	135
(CIP0262) Tunnel Water Leak Mitigation	137
(CIP0266) Historic Bus Loop and Facility Rehabilitation.....	139
(CIP0269) Asset Management Software	141
(CIP0270) Capital Delivery Program Support	143
(CIP0271) Swing Gates	145
(CIP0272) Digital Display and Wayfinding Improvements	147
(CIP0273) Support Facility Rehabilitation	149
(CIP0274) Grosvenor Parking Garage (J/D)	151
(CIP0275) New Carrollton Garage and Bus Bays	153



WASHINGTON METROPOLITAN AREA TRANSIT AUTHORITY

(CIP0276) Art in Transit and Station Commercialization Program	155
(CIP0277) Supply Chain Modernization	157
(CIP0279) Railyard Shop Equipment Replacement	159
(CIP0283) Railcar Maintenance Facilities State of Good Repair	161
(CIP0284) Railyard Facility and Site Rehabilitation.....	163
(CIP0286) Power Generator Replacement	165
(CIP0291) Tunnel Ventilation Improvements	167
(CIP0294) Bridge Rehabilitation Program	169
(CIP0297) Union Station Improvements.....	171
(CIP0302) Huntington Station Parking Garage Demolition	173
(CIP0305) Rail Passenger Facility State of Good Repair Program.....	175
(CIP0307) Station Platform Rehabilitation - Phase 2	177
(CIP0308) Station Platform Rehabilitation - Phase 3	179
(CIP0310) Station Platform Rehabilitation - Phase 4	181
(CIP0311) Bladensburg Bus Garage Replacement	183
(CIP0312) Four Mile Run Bus Garage Rehabilitation	185
(CIP0315) Northern Bus Garage Replacement.....	187
(CIP0319) Bus Maintenance Facility State of Good Repair Program	189
(CIP0322) Bus Passenger Facility Improvements.....	191
(CIP0326) Real-time Bus and Rail Data Feed Development	193
(CIP0330) Information Technology Data Center	195
(CIP0331) Enterprise Resource Planning Software Replacement.....	197
(CIP0332) Fiber Optic Cable Installation	199
(CIP0335) Office Consolidation - District of Columbia	201
(CIP0337) Office Consolidation - Virginia.....	203
(CIP0338) Office Consolidation - Maryland.....	205
(CIP0339) Rail Station Emergency Egress Improvements	207
(CIP0341) Rail System Standpipe Replacement Program	209
(CIP0342) Information Technology Hardware State of Good Repair.....	211
(CIP0344) IT Program Management Support	213
(CIP0345) Shady Grove Stairway	215
(CIP0347) Accounting Capital Program Support.....	217
(CIP0348) Structural Rehabilitation - Package A	219
(CIP0349) Yellow Line Tunnel and Bridge Rehabilitation	221
(CIP0352) Rail Station Platform Canopy Rehabilitation Program	223
(CIP0354) ePerformance and eCompensation Upgrades	225
(CIP0355) Zero Emission Bus Acquisition and Evaluation	227
(CIP0356) Tunnel Ventilation Improvements - Red Line Pilot.....	229
(CIP0357) Cybersecurity Legacy Software Improvements	231



WASHINGTON METROPOLITAN AREA TRANSIT AUTHORITY

(CIP0358) Business Systems State of Good Repair.....	233
(CIP0359) Enterprise Technology Platforms State of Good Repair.....	235
(CIP0360) Transit Systems State of Good Repair	237
(CIP0361) Service Oriented Architecture (SOA) Program	239
(CIP0363) Cyber Security.....	241
(CIP0370) Structural Rehabilitation – Package B	243
(CIP0371) West Falls Church Development	245
(CIP0373) Equipment to Support New Radio System	247
(CIP0374) Infrastructure Improvements Solar Power Installation	249
(CIP0375) Shaft Structural Rehabilitation - 7 Shafts	251
(CIP0376) Western Bus Garage Rehab.....	253
(CIP0377) OCC Communications Strategy.....	255
(CIP0378) Metro Strategic Transformation Plan	257
(CIP0379) Silver Line Known Defects	259
(CIP0380) CBTC Strategic Program Implementation Development	261
(CIP0382) Content Management System Upgrade.....	263
(CIP0383) Cinderbed Rd. Bus Garage.....	265
(CIP0384) IV&V Program	267
(CIP0385) Busines Improvement Projects - Non IT	269
(CIP0386) Enterprise Video Ops & Security Program	271
(CIP0900) Preventative Maintenance	273
(CIP8001) D&E Railcar Acquisition	275
(CIP8005) D&E Rail Yard Improvements	277
(CIP8007) D&E Electrical Improvements	279
(CIP8011) D&E Fixed Rail Improvements.....	281
(CIP8013) D&E Track Structures Improvements	283
(CIP8015) D&E Rail Station Improvements	285
(CIP8019) D&E Passenger Facility Improvements	287
(CIP8025) D&E Bus Maintenance Facility Improvements.....	289
(CIP8026) Future Bus Maintenance Facilities.....	291
(CIP8029) D&E Information Technology Improvements	293
(CIP8032) Future Metro Transit Police Projects.....	295
(CIP8033) D&E Support Equipment Improvements.....	297
(CIP8034) Future Support Equipment Projects.....	299
(CRB0005) Planning Support for the District of Columbia	301
(CRB0009) Planning Support for Maryland Jurisdictions.....	303
(CRB0013) Potomac Yard Station Construction	305
(CRB0018) Planning Support for Virginia Jurisdictions.....	307
(CRB0019_19) Silver Line Phase 1 Railcars	309



WASHINGTON METROPOLITAN AREA TRANSIT AUTHORITY

(CRB0020) Silver Line Phase 2 Construction Support	311
(CRB0127) Purple Line Construction Support	313
(CRB0133) Union Station Entrance Improvements.....	315
(CRB0136) McLean Station - New Entrance.....	317
(CRB0137) Crystal City East Entrance	319

(CIP0002) Bus Onboard Location Equipment and Software Program

FY2024 Q4

Initiative Type: Program
 Investment Program: Maintenance/Overhaul
 Investment Category: Bus, Bus Facilities & Paratransit

Mode: Bus
 Location: Systemwide



Description

This program supports the design and replacement of automatic vehicle location (AVL) and related equipment on buses. This equipment is vital to bus operations, bus location tracking Global Positioning System (GPS) and bus diagnostics.

Expected Outcome

Increases fleet availability and reliability through on board diagnostics that alert maintenance personnel of defects and failures that can be corrected proactively as measured by the Bus Fleet Reliability performance indicator [FY21 target $\geq 7,000$ miles between failures]. Improves efficiency of revenue service through reliable GPS and route mapping abilities. Enables buses to communicate with Transit Signal Prioritization equipment along service routes.

Strategic Drivers



Safety



Security



Reliability/SGR

Overall Status

(Programs are ongoing)

Development & Evaluation	●
Implementation & Construction	●
Operations Activation	

In the fourth quarter, Metro did not install any Clever

Budget and Funding (\$ Millions)

FY2024 Current Budget	YTD % Budget Expended
\$4.00	16.7%

FY2024 Funding Sources	YTD Expended
Formula	\$0.00
PRIIA	\$0.00
Other	\$0.00
Federal Subtotal	\$0.00
System Performance	\$0.00
Reimbursable/Other	\$0.00
DC Dedicated Funding	\$0.24
MD Dedicated Funding	\$0.22
VA Non-Restricted Dedicated Funding	\$0.16
VA Restricted Dedicated Funding	\$0.05
Local Subtotal	\$0.67
Debt	\$0.00
Net Accruals	\$0.00
Total FY2024 Expenditures	\$0.67

(CIP0002)

Top 30 Active Contracts by Allocated CIP Value

Contract Number	Vendor	Activity	Contract Value	Allocated CIP Value	Contract Start Date	Contract Expiration Date
CBMNT233049	Clever Devices Ltd.	EQUIP_MATL	\$22,237,542	\$1,703,961	10/16/2023	10/15/2026

(CIP0004) Bus Maintenance Facility and Equipment State of Good Repair Program

FY2024 Q4

Initiative Type: Program
 Investment Program: Maintenance/Overhaul
 Investment Category: Bus, Bus Facilities & Paratransit

Mode: Bus
 Location: Systemwide

Description

This program replaces existing equipment past useful life and provides new equipment to support the repair and maintenance of the bus and non-revenue fleets. Additionally, this project supports the construction of minor garage improvements.



Expected Outcome

Maximizes the efficiency of bus maintenance operations to support improved fleet availability as measured by the Bus Fleet Reliability performance indicator [FY21 target ≥7,000 miles between failures].

Strategic Drivers



Safety



Security



Reliability/SGR

Overall Status

(Programs are ongoing)

Development & Evaluation	●
Implementation & Construction	●
Operations Activation	●

The project completed the purchases of hand tools, diagnostic equipment, and other necessary items for equipment upgrades.

Budget and Funding (\$ Millions)

FY2024 Current Budget	YTD % Budget Expended
\$5.91	64.2%

FY2024 Funding Sources	YTD Expended
Formula	\$0.00
PRIIA	\$0.00
Other	\$0.00
Federal Subtotal	\$0.00
System Performance	\$0.00
Reimbursable/Other	\$0.00
DC Dedicated Funding	\$0.69
MD Dedicated Funding	\$0.65
VA Non-Restricted Dedicated Funding	\$0.46
VA Restricted Dedicated Funding	\$0.14
Local Subtotal	\$1.95
Debt	\$0.72
Net Accruals	\$1.13
Total FY2024 Expenditures	\$3.80

(CIP0004)

Top 30 Active Contracts by Allocated CIP Value

Contract Number	Vendor	Activity	Contract Value	Allocated CIP Value	Contract Start Date	Contract Expiration Date
FBMNT233147	S&A Systems, Inc.	EQUIPMENT	\$1,952,678	\$1,111,310	7/10/2023	7/9/2025
CQ19104	Dell Marketing LP	EQUIPMENT	\$194,300,000	\$259,372	7/23/2019	7/22/2024
FQ19213	Snap On Tools Company	EQUIP_MATL	\$486,924	\$203,718	6/29/2020	6/28/2025
FQ19273C	Wycliffe Technologies, Inc.	CONSTRUCTION	\$320,000	\$198,326	3/27/2020	3/26/2025

(CIP0005) Bus Vehicle Rehabilitation Program

FY2024 Q4

Initiative Type: Program
 Investment Program: Maintenance/Overhaul
 Investment Category: Bus, Bus Facilities & Paratransit

Mode: Bus
 Location: Systemwide

Description

This program provides for the complete rehabilitation of bus mechanical, electrical and structural systems when a bus is approximately 7.5 years of age. Additionally, the program supports the procurement of components to replace those that can no longer be overhauled.



Expected Outcome

Allows Metro to achieve the maximum useful life of a bus which extends the period between bus replacements while minimizing routine maintenance costs. Also, maintains bus reliability and addresses reliable revenue service availability as measured by the Bus Fleet Reliability performance indicator [FY21 target $\geq 7,000$ miles between failures].

Strategic Drivers



Safety



Security



Reliability/SGR

Overall Status

(Programs are ongoing)

Development & Evaluation	<input type="radio"/>
Implementation & Construction	<input checked="" type="radio"/>
Operations Activation	<input type="radio"/>

Metro received 31 out of 100 bus rehabilitations, 18 out of 120 engine assemblies, 44 out of 150 transmission assemblies, and 31 out of 140 fare boxes.

Budget and Funding (\$ Millions)

FY2024 Current Budget	YTD % Budget Expended
\$60.49	98.5%

FY2024 Funding Sources	YTD Expended
Formula	\$29.47
PRIIA	\$0.00
Other	\$0.00
Federal Subtotal	\$29.47
System Performance	\$0.01
Reimbursable/Other	\$0.00
DC Dedicated Funding	\$6.93
MD Dedicated Funding	\$6.48
VA Non-Restricted Dedicated Funding	\$4.62
VA Restricted Dedicated Funding	\$1.37
Local Subtotal	\$19.42
Debt	\$11.60
Net Accruals	(\$0.88)
Total FY2024 Expenditures	\$59.61

(CIP0005)**Top 30 Active Contracts by Allocated CIP Value**

Contract Number	Vendor	Activity	Contract Value	Allocated CIP Value	Contract Start Date	Contract Expiration Date
FBMNT233086	The Aftermarket Parts Company LLC	VEHICLE_REHAB	\$8,939,756	\$8,841,230	2/21/2023	10/31/2024
FBMNT233432	Cummins Inc	VEHICLE_REHAB	\$4,162,701	\$8,325,403	9/12/2023	9/11/2024
FBMNT233081	The Aftermarket Parts Company LLC	VEHICLE_REHAB	\$7,491,638	\$7,491,638	2/14/2023	10/31/2024
F20155	The Aftermarket Parts Company LLC	VEHICLE_REHAB	\$4,486,375	\$4,486,375	1/16/2021	7/31/2024
0000008711	Needles Eye	VEHICLE_RE	\$2,748,269	\$2,379,883	9/21/2022	9/20/2025
FBMNT233142-SN	Johnson & Towers Baltimore Inc	VEHICLE_REHAB	\$1,413,475	\$1,413,475	4/21/2023	4/20/2026
FBMNT233075	Modine Manufacturing Company	VEHICLE_REHAB	\$1,238,189	\$1,238,189	4/20/2023	10/31/2024
0000008711	Needles Eye	VEHICLE_REHAB	\$1,317,447	\$1,112,226	9/21/2022	9/20/2025
F20125	Cummins Inc	VEHICLE_REHAB	\$1,072,046	\$1,072,046	1/8/2021	1/7/2026
FBMNT233354	Johnson & Towers Baltimore Inc	VEHICLE_REHAB	\$769,642	\$769,642	8/16/2023	8/15/2024
FBMNT233140	Genfare LLC	VEHICLE_REHAB	\$710,193	\$710,193	2/21/2023	10/31/2024
FBMNT244259	The Aftermarket Parts Company LLC	VEHICLE_REHAB	\$453,644	\$453,644	6/4/2024	6/5/2025
FBMNT244271	The Aftermarket Parts Company LLC	VEHICLE_REHAB	\$379,488	\$379,488	5/2/2024	6/30/2025
FBMNT244318	The Aftermarket Parts Company LLC	VEHICLE_REHAB	\$374,947	\$374,947	8/5/2024	10/31/2024
FBMNT244055	The Aftermarket Parts Company LLC	VEHICLE_REHAB	\$369,785	\$369,785	11/29/2023	11/27/2024
FBMNT244260	NATSCO Transit Solutions, Inc.	VEHICLE_REHAB	\$347,918	\$347,918	5/3/2024	10/31/2024
FBMNT244258	The Aftermarket Parts Company LLC	VEHICLE_REHAB	\$311,311	\$311,311	5/21/2024	5/21/2025
FBMNT222333-BTK	RAM Industrial Services LLC	REPAIRABLES	\$201,000	\$201,000	11/28/2022	11/29/2025
FBMNT244179	Cummins Inc	VEHICLE_REHAB	\$718,045	\$160,514	6/10/2024	6/10/2027
FBMNT233447	Johnson & Towers Baltimore Inc	VEHICLE_REHAB	\$664,702	\$120,757	9/15/2023	9/15/2028
FQ19213	Snap On Tools Company	EQUIP_MATL	\$486,924	\$101,745	6/29/2020	6/28/2025
CBMNT233136-BTK	Air Cleaning Technologies, Inc.	VEHICLE_REHAB	\$461,749	\$9,366	5/15/2023	5/14/2025
CBMNT233306	Cummins Inc	VEHICLE_REHAB	\$4,078,523	\$8,180	10/6/2023	10/6/2028

(CIP0006) Bus Fleet Acquisition Program

FY2024 Q4

Initiative Type: Program
 Investment Program: Acquisition
 Investment Category: Bus, Bus Facilities & Paratransit

Mode: Bus
 Location: Systemwide

Description

This program acquires and replaces standard 30-foot, 40-foot buses and articulated buses consistent with the Metrobus Fleet Management Plan. It also includes training required to maintain a bus and the purchase of spare parts.



Expected Outcome

Provides customers with reliable and modern buses as measured by the Bus Fleet Reliability performance indicator [FY21 target ≥7,000 miles between failures]. Maintains an average fleet age of approximately 7.5 years.

Strategic Drivers



Safety



Security



Reliability/SGR

Overall Status

(Programs are ongoing)

Development & Evaluation	○
Implementation & Construction	○
Operations Activation	○

In the fourth quarter, no buses were delivered. The project team continued working on the new bus contract.

Budget and Funding (\$ Millions)

FY2024 Current Budget	YTD % Budget Expended
\$27.74	86.3%

FY2024 Funding Sources	YTD Expended
Formula	\$17.99
PRIIA	\$0.00
Other	\$4.38
Federal Subtotal	\$22.38
System Performance	\$0.00
Reimbursable/Other	\$0.00
DC Dedicated Funding	\$0.36
MD Dedicated Funding	\$0.34
VA Non-Restricted Dedicated Funding	\$0.24
VA Restricted Dedicated Funding	\$0.07
Local Subtotal	\$1.02
Debt	\$0.75
Net Accruals	(\$0.20)
Total FY2024 Expenditures	\$23.94

(CIP0006)

Top 30 Active Contracts by Allocated CIP Value

Contract Number	Vendor	Activity	Contract Value	Allocated CIP Value	Contract Start Date	Contract Expiration Date
FQ18001	New Flyer of America Inc	BUSES_40-42_FT	\$323,993,142	\$490,801	4/23/2018	12/31/2024
FQ18033B	HNTB Corporation	CONSULT	\$99,612,316	\$210,872	8/2/2018	8/2/2024

(CIP0007) Bus Closed Circuit Television Replacement Program

FY2024 Q4

Initiative Type: Program
 Investment Program: Maintenance/Overhaul
 Investment Category: Bus, Bus Facilities & Paratransit

Mode: Bus
 Location: Systemwide

Description

This program replaces Metrobus closed circuit television (CCTV) camera systems on-board Metrobus vehicles to maintain a state of good repair on a lifecycle basis.



Expected Outcome

Monitors the interior of buses to deter crime and support the safety of customers and employees as measured by the Metrobus customer injury rate performance indicator [FY21 target of ≤154 injuries], the bus system employee injury rate performance indicator [FY21 target of ≤11.2 per 100 employees], and the rate of crimes against passengers performance indicator [FY21 target of ≤840 crimes]

Strategic Drivers



Safety



Security



Reliability/SGR

Overall Status

(Programs are ongoing)

Development & Evaluation	○
Implementation & Construction	●
Operations Activation	●

The replacement aspect of the project remains on hold; however, minimum funding is essential to maintain the current CCTV systems.

Budget and Funding (\$ Millions)

FY2024 Current Budget	YTD % Budget Expended
\$0.90	37.5%

FY2024 Funding Sources	YTD Expended
Formula	\$0.00
PRIIA	\$0.00
Other	\$0.00
Federal Subtotal	\$0.00
System Performance	\$0.00
Reimbursable/Other	\$0.00
DC Dedicated Funding	\$0.12
MD Dedicated Funding	\$0.11
VA Non-Restricted Dedicated Funding	\$0.08
VA Restricted Dedicated Funding	\$0.02
Local Subtotal	\$0.34
Debt	\$0.00
Net Accruals	\$0.00
Total FY2024 Expenditures	\$0.34

There are no active contracts associated with this CIP

(CIP0009) Service Vehicle Acquisition Program

FY2024 Q4

Initiative Type: Program
 Investment Program: Support Equipment/Services
 Investment Category: Business & Operations Support

Mode: Systemwide
 Location: Systemwide

Description

This program acquires service and maintenance support vehicles, including police vehicles, primarily to replace vehicles that are past their useful life.



Expected Outcome

Maintains the fleet of service vehicles in a state of good repair and prevents potential safety and reliability problems.

Strategic Drivers



Safety



Security



Reliability/SGR

Overall Status

(Programs are ongoing)

Development & Evaluation	○
Implementation & Construction	●
Operations Activation	●

In Q4, 41 Service Support Vehicles were purchased and delivered in FY24. An additional 58 vehicles, including 53 Service Support and 5 Passenger Vehicles, are scheduled to roll into FY25. For FY25, 146 vehicles are anticipated to be purchased and delivered, consisting of 104 Service Support Vehicles and 42 Passenger Vehicles.

Budget and Funding (\$ Millions)

FY2024 Current Budget	YTD % Budget Expended
\$4.00	121.2%

FY2024 Funding Sources	YTD Expended
Formula	\$0.00
PRIIA	\$0.00
Other	\$0.00
Federal Subtotal	\$0.00
System Performance	\$0.00
Reimbursable/Other	\$0.00
DC Dedicated Funding	\$1.46
MD Dedicated Funding	\$1.36
VA Non-Restricted Dedicated Funding	\$0.97
VA Restricted Dedicated Funding	\$0.29
Local Subtotal	\$4.08
Debt	\$0.87
Net Accruals	(\$0.10)
Total FY2024 Expenditures	\$4.85

(CIP0009)

Top 30 Active Contracts by Allocated CIP Value

Contract Number	Vendor	Activity	Contract Value	Allocated CIP Value	Contract Start Date	Contract Expiration Date
CSVMT222205	Lindsay Ford LLC	VEHICLES_OTHER	\$7,323,800	\$7,323,800	12/16/2022	5/22/2025
CSVMT233032B-SV	Criswell Chevrolet	VEHICLES_OTHER	\$592,348	\$592,348	8/4/2023	6/30/2025
CSVMT233032C-SV	All Roads Kenworth LLC	VEHICLES_OTHER	\$588,812	\$588,812	8/3/2023	6/30/2025
CSVMT233032A-SV	Lindsay Ford LLC	VEHICLES_OTHER	\$12,220,244	\$273,600	8/1/2023	6/30/2025
CSVMT233032D-SV	Brian Hoskins Ford	VEHICLES_OTHER	\$124,920	\$124,920	8/4/2023	6/30/2025
FSVMT211061	Samsara Inc	CONSTRUCTION	\$464,294	\$97,766	10/25/2021	10/24/2026

(CIP0010) Environmental Compliance Program

FY2024 Q4

Initiative Type: Program
 Investment Program: Support Equipment/Services
 Investment Category: Business & Operations Support

Mode: Systemwide
 Location: Systemwide

Description

This program designs, upgrades and replaces equipment and facilities to mitigate environmental impacts and maintain compliance with environmental regulations and directives from regulatory agencies.



Expected Outcome

Allows Metro operations to continue by protecting the region's natural resources and human health and complying with environmental regulations.

Strategic Drivers



Safety



Security



Reliability/SGR

Overall Status

(Programs are ongoing)

Development & Evaluation	●
Implementation & Construction	●
Operations Activation	●

The Pollution Prevention at Track Refueling Areas completed its design phase and issued the Notice to Proceed (NTP), with initial pre-construction activities underway. For Site Improvements at Pennsy Drive, the project is progressing with mobilization and construction activities ongoing, despite some delays due to soil testing and existing infrastructure challenges. The Storage Tank Replacement at Rail Yards is moving forward with bid analysis and is set to advance into construction phases for New Carrollton, Greenbelt, and Glenmont. Finally, the design for Sloped Landscapes is complete and nearing finalization.

Budget and Funding (\$ Millions)

FY2024 Current Budget	YTD % Budget Expended
\$6.01	82.4%

FY2024 Funding Sources	YTD Expended
Formula	\$0.00
PRIIA	\$0.00
Other	\$0.00
Federal Subtotal	\$0.00
System Performance	\$0.00
Reimbursable/Other	\$0.00
DC Dedicated Funding	\$0.18
MD Dedicated Funding	\$0.17
VA Non-Restricted Dedicated Funding	\$0.12
VA Restricted Dedicated Funding	\$0.04
Local Subtotal	\$0.52
Debt	\$4.88
Net Accruals	(\$0.59)
Total FY2024 Expenditures	\$4.80

(CIP0010)**Top 30 Active Contracts by Allocated CIP Value**

Contract Number	Vendor	Activity	Contract Value	Allocated CIP Value	Contract Start Date	Contract Expiration Date
FQ19172G	Gannett Fleming Engineers and Architects	ENGINEERING	\$70,250,000	\$2,272,890	10/3/2019	10/3/2024
FQ19172A	AECOM, USA, INC.	ENGINEERING	\$16,200,000	\$1,068,843	10/3/2019	10/3/2024
FQ19172M	Mott MacDonald-WSP Joint Venture	ENGINEERING	\$50,000,000	\$732,313	10/3/2019	10/3/2024
ATOC233278-A	FH Paschen SN Nielsen & Associates LLC	CONSTRUCTION	\$10,000,000	\$5,579,359	11/14/2023	11/13/2028
CRBR244172	Potomac Construction Co Inc	CONSTRUCTION	\$5,264,837	\$5,264,837	6/24/2024	9/27/2025
FQ19172A	AECOM, USA, INC.	CONSULT	\$16,400,000	\$642,880	10/3/2019	11/14/2024
FQ19225	KCI Technologies Inc	CONSULT	\$1,559,145	\$200,000	7/29/2019	7/28/2024
FQ18033B	HNTB Corporation	CONSULT	\$92,374,562	\$161,273	8/2/2018	8/2/2024
FQ19172P	C C Johnson & Malhotra PC	CONSULT	\$200,000	\$117,369	10/3/2019	10/3/2024
FQ19172M	Mott MacDonald-WSP Joint Venture	CONSULT	\$61,000,000	\$16,112	10/3/2019	10/3/2024
FQ19172G	Gannett Fleming Engineers and Architects	CONSULT	\$78,300,000	\$155,152	10/3/2019	11/14/2024
FQ18033G	Gannett Fleming Engineers and Architects	CONSULT	\$114,000,000	\$283,811	8/23/2018	8/30/2024

(CIP0015) MetroAccess Fleet Acquisition

FY2024 Q4

Initiative Type: Program
 Investment Program: Acquisition
 Investment Category: Bus, Bus Facilities & Paratransit

Mode: Paratransit
 Location: Systemwide

Description

This program acquires vehicles for the paratransit fleet (MetroAccess), consistent with the MetroAccess fleet plan. Vehicle acquisition includes purchase of vans, minivans and sedans, in addition to making the necessary retrofits to add paratransit equipment and features. This program primarily supports the replacement of paratransit vehicles on a lifecycle basis.



Expected Outcome

Prevents future reliability problems within the fleet as measured by the MetroAccess fleet reliability metric [FY21 target ≥20,000 miles between failure]. Newer vehicles also incorporate updated ADA standards, customer feedback on improvements and improved fuel efficiency.

Strategic Drivers



Safety



Security



Reliability/SGR

Overall Status

(Programs are ongoing)

Development & Evaluation	○
Implementation & Construction	●
Operations Activation	●

In FY24, 25 Mobile Data Terminals (MDTs) were purchased and delivered. For FY25, 25 Next Gen Minivans are planned for purchase, with deliveries expected to start in January 2025. Additionally, 185 Minivans are scheduled for purchase, with anticipated deliveries extending from July 2024 to November 2026. Another 50 MDTs are also set for purchase and delivery in FY25.

Budget and Funding (\$ Millions)

FY2024 Current Budget	YTD % Budget Expended
\$5.01	26.5%

FY2024 Funding Sources	YTD Expended
Formula	\$1.75
PRIIA	\$0.00
Other	\$0.00
Federal Subtotal	\$1.75
System Performance	\$0.00
Reimbursable/Other	\$0.00
DC Dedicated Funding	\$0.28
MD Dedicated Funding	\$0.27
VA Non-Restricted Dedicated Funding	\$0.19
VA Restricted Dedicated Funding	\$0.06
Local Subtotal	\$0.79
Debt	\$0.38
Net Accruals	(\$1.59)
Total FY2024 Expenditures	\$1.33

(CIP0015)

Top 30 Active Contracts by Allocated CIP Value

Contract Number	Vendor	Activity	Contract Value	Allocated CIP Value	Contract Start Date	Contract Expiration Date
FACCS222218-SV	Sonny Merryman Inc.	PARA_MINI	\$33,275,807	\$33,275,807	2/20/2024	2/22/2026
FACCS222159-DWG	Model 1 Commercial Vehicles, Inc.	PARA_VAN	\$11,449,750	\$11,449,750	11/15/2023	11/15/2024
FQ19235	Trapeze Software Group Inc	PARA_VAN	\$2,829,574	\$1,747,599	2/12/2021	3/11/2025
FACCS222296-SV	Jeezny Sourcing LLC	PARA_VAN	\$639,955	\$639,955	3/1/2023	2/28/2025
CACCS222267_0	LytX Inc	PARA_VAN	\$458,334	\$175,998	3/29/2023	3/28/2026

(CIP0024) Track Rehabilitation Program

FY2024 Q4

Initiative Type: Program
 Investment Program: Fixed Rail
 Investment Category: Track and Structures Rehabilitation

Mode: Rail
 Location: Systemwide

Description

This program replaces and rehabilitates the running rail and third rail track infrastructure and components to maintain a state of good repair.



Expected Outcome

Maintains track infrastructure in a state of good repair to prevent potential safety incidents and minimize disruptions to rail service as measured by the Rail Infrastructure Availability performance indicator [FY21 target ≤7.9% of track unavailable].

Strategic Drivers



Safety



Security



Reliability/SGR

Overall Status

(Programs are ongoing)

Development & Evaluation	●
Implementation & Construction	●
Operations Activation	○

In the fourth quarter, progress was made with 9,307 linear feet of grout pad rehabilitation and the resolution of 2,955 station and tunnel leaks. The installation of 11,483 crossties further reinforced track stability. Track enhancements included the replacement of 11,018 track fasteners and the installation of 4,221 new third rail insulators. Rail renewal efforts covered 52,755 linear feet, while track surfacing activities addressed 169,675 linear feet. Vegetation clearing was extensive, reaching 1,811,842 linear feet, and 125,096 linear feet of drainage were rodded to prevent flooding and maintain operational integrity.

Budget and Funding (\$ Millions)

FY2024 Current Budget	YTD % Budget Expended
\$119.99	101.1%

FY2024 Funding Sources	YTD Expended
Formula	\$87.03
PRIIA	\$0.00
Other	\$0.00
Federal Subtotal	\$87.03
System Performance	\$0.00
Reimbursable/Other	\$0.00
DC Dedicated Funding	\$10.37
MD Dedicated Funding	\$9.70
VA Non-Restricted Dedicated Funding	\$6.92
VA Restricted Dedicated Funding	\$2.06
Local Subtotal	\$29.05
Debt	\$6.63
Net Accruals	(\$1.37)
Total FY2024 Expenditures	\$121.34

(CIP0024)**Top 30 Active Contracts by Allocated CIP Value**

Contract Number	Vendor	Activity	Contract Value	Allocated CIP Value	Contract Start Date	Contract Expiration Date
FQ19172G	Gannett Fleming Engineers and Architects	ENGINEERING	\$70,250,000	\$6,796,910	10/3/2019	10/3/2024
FQ19172M	Mott MacDonald-WSP Joint Venture	ENGINEERING	\$55,500,000	\$181,767	10/3/2019	10/3/2024
FTRST233474	Progress Rail Services Corporation	EQUIP_MATL	\$10,736,727	\$8,532,024	9/20/2023	9/19/2025
FTRST233241-ER	Progress Rail Services Corporation	EQUIP_MATL	\$8,248,916	\$8,248,916	4/7/2023	4/6/2025
C20088A	Transportation Management Service Inc	BUS_BRIDGES	\$101,899,120	\$7,602,054	2/3/2020	2/2/2025
FTRST244246	OTAS Inc	3RD_PARTY	\$2,492,926	\$2,393,736	6/20/2024	6/20/2028
FTRST222209	Industrial Commercial Cleaning Group Inc	3RD_PARTY	\$2,360,158	\$2,360,158	2/1/2023	1/31/2025
FTRST233389-NS	Railworks Track Services LLC	3RD_PARTY	\$1,488,000	\$1,488,000	7/7/2023	7/6/2025
FTRST211097-FQ	Hands On, LLC	3RD_PARTY	\$1,422,000	\$1,422,000	6/15/2021	6/14/2025
FTRST244208	Piping and Corrosion Specialties, Inc.	3RD_PARTY	\$955,673	\$955,673	7/1/2024	6/30/2029
FQ19276A	Atlantic Track & Turnout Co	EQUIP_MATL	\$0	\$884,873	12/30/2019	12/3/2024
FQ20000C	Digging & Rigging Inc	3RD_PARTY	\$3,800,000	\$800,000	4/20/2020	4/30/2025
C20113	Transportation Management Service Inc	BUS_BRIDGES	\$31,515,461	\$625,418	5/22/2020	5/21/2025
FQ18033C	WSP USA Inc.	ENGINEERING	\$92,950,000	\$473,590	8/15/2018	5/23/2025
FTRST211040	Stella-Jones Corporation	EQUIP_MATL	\$432,395	\$432,395	11/30/2020	11/30/2025
FQ20000B	Crane Service Company Inc	3RD_PARTY	\$500,000	\$300,000	3/19/2020	4/30/2025
F20151B	Deangelo Brothers LLC	3RD_PARTY	\$0	\$108,000	12/7/2020	12/31/2025
FTRST211040	Stella-Jones Corporation	EQUIPMENT	\$1,556,199	\$24,765	11/30/2020	11/30/2025
F240000203	Kim Engineering Inc	3RD_PARTY	\$47,503	\$19,503	10/26/2023	10/25/2026
FQ18033F	DHA/RK&K Joint Venture	CONSULT	\$112,802,000	\$1,693,843	8/16/2018	8/1/2024
CRAIL21004	Net Consulting Group Inc	CONSULT	\$3,300,000	\$1,479,621	7/6/2021	7/14/2025
FQ18033G	Gannett Fleming Engineers and Architects	CONSULT	\$114,000,000	\$736,417	8/23/2018	8/30/2024

(CIP0025) Roadway Equipment and Vehicle Program

FY2024 Q4

Initiative Type: Program
 Investment Program: Fixed Rail
 Investment Category: Track and Structures Rehabilitation

Mode: Rail
 Location: Systemwide

Description

This program acquires roadway maintenance machines (RMM) used to maintain, repair, construct and inspect track and infrastructure across the system. This program replaces equipment that has reached the end of its useful life and is no longer feasible to maintain.



Expected Outcome

Maximizes productivity of maintenance work through timely replacement of track equipment to address equipment availability, reliability, and fewer work delays due to equipment breakdowns. This state of good repair program supports the efficient use of work time for track outages.

Strategic Drivers



Safety



Security



Reliability/SGR

Overall Status

(Programs are ongoing)

Development & Evaluation	●
Implementation & Construction	●
Operations Activation	●

In the fourth quarter, the first Ballast Car frame was fabricated, and work on the second frame began. Technical and commercial evaluations for the Flat Car solicitation were completed, and the technical specifications for the Prime Mover were finalized.

Budget and Funding (\$ Millions)

FY2024 Current Budget	YTD % Budget Expended
\$6.00	72.6%

FY2024 Funding Sources	YTD Expended
Formula	\$0.00
PRIIA	\$0.00
Other	\$0.00
Federal Subtotal	\$0.00
System Performance	\$0.00
Reimbursable/Other	\$0.00
DC Dedicated Funding	\$1.19
MD Dedicated Funding	\$1.12
VA Non-Restricted Dedicated Funding	\$0.80
VA Restricted Dedicated Funding	\$0.24
Local Subtotal	\$3.34
Debt	\$3.75
Net Accruals	(\$2.74)
Total FY2024 Expenditures	\$4.35

(CIP0025)

Top 30 Active Contracts by Allocated CIP Value

Contract Number	Vendor	Activity	Contract Value	Allocated CIP Value	Contract Start Date	Contract Expiration Date
CCENV211227	Kelley Engineered Equipment LLC	EQUIPMENT	\$6,782,034	\$6,782,034	6/13/2023	6/12/2025
FQ19196	Hatch Associates Consultants Inc	3RD_PARTY	\$16,000,000	\$1,512,222	7/23/2019	7/22/2024
FQ19196	Hatch Associates Consultants Inc	ENGINEERING	\$16,000,000	\$1,026,664	7/23/2019	7/22/2024
CCMNT244191-NS	HARSCO Metro Rail LLC	EQUIPMENT	\$459,184	\$459,184	7/24/2024	7/23/2025
FQ19196	Hatch Associates Consultants Inc	CONSULT	\$16,000,000	\$368,300	7/23/2019	7/22/2024
C20147	K&J Safety & Security Consulting	CONSULT	\$19,773,890	\$225,000	9/30/2020	10/31/2025

(CIP0029) Warehouse Storage Improvements

Q4

Initiative Type: Project
 Investment Program: Support Equipment/Services
 Investment Category: Business & Operations Support

Mode:
 Location:



Description

Expected Outcome

Strategic Drivers



Safety



Security



Reliability/SGR

Overall Status

Development & Evaluation	
Implementation & Construction	
Operations Activation	

There was no activity in this quarter, The contractor has been paid for the services rendered in Q3

Budget and Funding (\$ Millions)

Current Budget	YTD % Budget Expended
\$0.00	0.0%

Funding Sources	YTD Expended
Formula	\$0.00
PRIIA	\$0.00
Other	\$0.00
Federal Subtotal	\$0.00
System Performance	\$0.00
Reimbursable/Other	\$0.00
DC Dedicated Funding	\$0.02
MD Dedicated Funding	\$0.02
VA Non-Restricted Dedicated Funding	\$0.01
VA Restricted Dedicated Funding	\$0.00
Local Subtotal	\$0.06
Debt	\$0.00
Net Accruals	\$0.00
Total Expenditures	\$0.06

There are no active contracts associated with this CIP

(CIP0034) Revenue Collection Facility Rehabilitation

FY2024 Q4

Initiative Type: Project
 Investment Program: Support Equipment/Services
 Investment Category: Business & Operations Support

Mode: Systemwide
 Location: Commonwealth of Virginia

Description

This project will rehabilitate the revenue collection facility where Metro processes revenue and restore it to a state of good repair.



Expected Outcome

Rehabilitate Metro's facility to maintain efficient and secure revenue collection operations.

Strategic Drivers



Safety



Security



Reliability/SGR

Overall Status

Development & Evaluation	○
Implementation & Construction	●
Operations Activation	●

NO Activity : Design work has progressed to 100% , design is being reviewed by WMATA. project is in close out .

Budget and Funding (\$ Millions)

FY2024 Current Budget	YTD % Budget Expended
\$0.00	0.0%

FY2024 Funding Sources	YTD Expended
Formula	\$0.00
PRIIA	\$0.00
Other	\$0.00
Federal Subtotal	\$0.00
System Performance	\$0.00
Reimbursable/Other	\$0.00
DC Dedicated Funding	\$0.15
MD Dedicated Funding	\$0.14
VA Non-Restricted Dedicated Funding	\$0.10
VA Restricted Dedicated Funding	\$0.03
Local Subtotal	\$0.41
Debt	\$0.00
Net Accruals	(\$0.28)
Total FY2024 Expenditures	\$0.13

(CIP0034)

Top 30 Active Contracts by Allocated CIP Value

Contract Number	Vendor	Activity	Contract Value	Allocated CIP Value	Contract Start Date	Contract Expiration Date
FQ19172L	Johnson Mirmiran & Thompson Inc	ENGINEERING	\$5,000,000	\$2,408,142	10/3/2019	10/3/2024
FQ18033B	HNTB Corporation	CONSULT	\$92,374,562	\$20,000	8/2/2018	8/2/2024

(CIP0035) Bicycle and Pedestrian Facility Rehabilitation

FY2024 Q4

Initiative Type: Program
 Investment Program: Platforms & Structures
 Investment Category: Stations and Passenger Facilities

Mode: Rail
 Location: Systemwide

Description

This program will improve non-vehicular access to Metrorail stations including: replacing bicycle racks and lockers that have reached the end of their useful life; as well as improving sidewalks and curb designs.



Expected Outcome

Improves the safety and security of customers through updated pedestrian access routes and bicycle storage facilities as measured by the Metrorail customer injury rate performance indicator [FY21 target of ≤177 injuries] and the rate of crimes against passengers performance indicator [FY21 target of ≤840 crimes]. Supports the region's goals of reducing vehicle use by providing additional and updated options to access Metrorail facilities by foot or bicycle.

Strategic Drivers



Safety



Security



Reliability/SGR

Overall Status

(Programs are ongoing)

Development & Evaluation	○
Implementation & Construction	●
Operations Activation	●

The Bike Parking Equipment project, which began following the contract award from 2023, continues with material procurement and installation planning.

Budget and Funding (\$ Millions)

FY2024 Current Budget	YTD % Budget Expended
\$1.16	69.7%

FY2024 Funding Sources	YTD Expended
Formula	\$0.00
PRIIA	\$0.00
Other	\$0.00
Federal Subtotal	\$0.00
System Performance	\$0.52
Reimbursable/Other	\$0.00
DC Dedicated Funding	\$0.05
MD Dedicated Funding	\$0.05
VA Non-Restricted Dedicated Funding	\$0.03
VA Restricted Dedicated Funding	\$0.01
Local Subtotal	\$0.67
Debt	\$0.15
Net Accruals	(\$0.01)
Total FY2024 Expenditures	\$0.81

(CIP0035)

Top 30 Active Contracts by Allocated CIP Value

Contract Number	Vendor	Activity	Contract Value	Allocated CIP Value	Contract Start Date	Contract Expiration Date
CIT01211282	Copper River Information Technology	EQUIP_MATL	\$22,061,314	\$17,839	7/26/2021	7/31/2024
FLAND244003-1	Chiaromonte Construction Company	CONSTRUCTION	\$0	\$1,498,490	4/18/2024	4/17/2029

(CIP0036) Procurement Program Support

FY2024 Q4

Initiative Type: Program
 Investment Program: Support Equipment/Services
 Investment Category: Business & Operations Support

Mode: Systemwide
 Location: Systemwide

Description

Staff support for capital program procurement activity including support for the management and oversight of Metro's Small Business and Disadvantaged Business Enterprise Programs.



Expected Outcome

Addresses Metro compliance with federal and local jurisdictional regulations, including those regarding minority and small business contracting matters, and supports timely procurement of capital program and project contracts.

Strategic Drivers



Safety



Security



Reliability/SGR

Overall Status

(Programs are ongoing)

Development & Evaluation	<input type="radio"/>
Implementation & Construction	<input checked="" type="radio"/>
Operations Activation	<input type="radio"/>

Continous staff support for capital program procurement activity including support for the management and oversight of Metro's Small Business and Disadvantaged Business Enterprise Programs.

Budget and Funding (\$ Millions)

FY2024 Current Budget	YTD % Budget Expended
\$13.04	84.5%

FY2024 Funding Sources	YTD Expended
Formula	\$0.00
PRIIA	\$0.00
Other	\$0.00
Federal Subtotal	\$0.00
System Performance	\$9.31
Reimbursable/Other	\$0.00
DC Dedicated Funding	\$0.02
MD Dedicated Funding	\$0.02
VA Non-Restricted Dedicated Funding	\$0.01
VA Restricted Dedicated Funding	\$0.00
Local Subtotal	\$9.35
Debt	\$1.22
Net Accruals	\$0.44
Total FY2024 Expenditures	\$11.02

(CIP0036)

Top 30 Active Contracts by Allocated CIP Value

Contract Number	Vendor	Activity	Contract Value	Allocated CIP Value	Contract Start Date	Contract Expiration Date
FQ18033C	WSP USA Inc.	CONSULT	\$92,950,000	\$189,721	8/15/2018	5/23/2025
FQ18033B	HNTB Corporation	CONSULT	\$111,712,954	\$153,233	8/2/2018	8/2/2024

(CIP0039) System Planning and Development

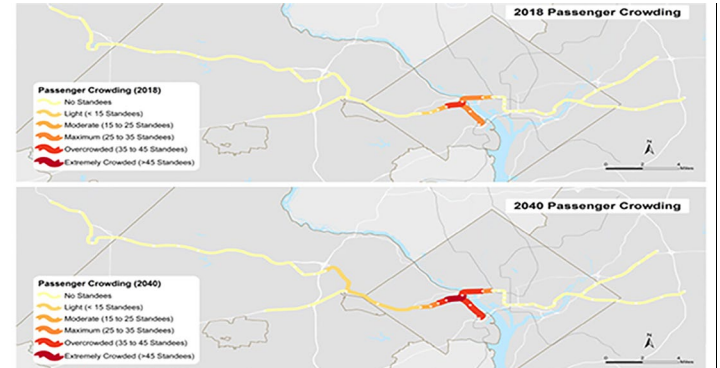
FY2024 Q4

Initiative Type: Program
 Investment Program: Support Equipment/Services
 Investment Category: Business & Operations Support

Mode: Systemwide
 Location: Systemwide

Description

This program conducts near-term and long-range planning studies and produces plans for station improvements that improve pedestrian flow, travel time, customer experience, vertical transportation, bus and rail operations, and station access.



Expected Outcome

Allows Metro to continue to improve service to equitably meet customer and regional needs.

Strategic Drivers



Safety



Security



Reliability/SGR

Overall Status

(Programs are ongoing)

Development & Evaluation	●
Implementation & Construction	●
Operations Activation	●

The program continued conducting various consultant-led studies, focusing on ridership, demographic analysis, customer experience, strategic and regional planning, corridor planning, program management, and capital and lifecycle planning. DMVMoves was launched with the first task force meeting held in June. The Better Bus Network Redesign progressed with updates to the stakeholder Supplemental Plan and public coordination comment maps. The program hosted three Discovery Day events, ten pop-up events, and fourteen ride-alongs, and began outlining the final metrics memo documentation

Budget and Funding (\$ Millions)

FY2024 Current Budget	YTD % Budget Expended
\$7.56	113.6%

FY2024 Funding Sources	YTD Expended
Formula	\$0.00
PRIIA	\$0.00
Other	\$0.00
Federal Subtotal	\$0.00
System Performance	\$6.53
Reimbursable/Other	\$0.00
DC Dedicated Funding	\$0.14
MD Dedicated Funding	\$0.13
VA Non-Restricted Dedicated Funding	\$0.09
VA Restricted Dedicated Funding	\$0.03
Local Subtotal	\$6.91
Debt	\$0.94
Net Accruals	\$0.74
Total FY2024 Expenditures	\$8.59

(CIP0039)**Top 30 Active Contracts by Allocated CIP Value**

Contract Number	Vendor	Activity	Contract Value	Allocated CIP Value	Contract Start Date	Contract Expiration Date
CPLAN211091	MVS Inc	IT_SOFTWARE_OTH	\$1,298,466	\$322,174	12/8/2020	12/14/2024
C20102B	Cambridge Systematics Inc	PLANNING	\$3,125,379	\$234,327	10/1/2020	9/30/2024
C20102H	Kimley-Horn and Associates Inc	CONSULT	\$8,860,948	\$7,660,948	10/1/2020	9/30/2024
CPLAN222199	KORBATO	CONSULT	\$1,252,116	\$1,252,116	10/18/2022	10/16/2027
CQ20005	Massachusetts Institute of Technology	CONSULT	\$2,502,893	\$899,699	6/22/2021	6/30/2025
C20102F	Arcadis Professional Services USA Inc	CONSULT	\$1,061,492	\$656,512	10/1/2020	9/30/2024
C20102C	Fehr & Peers DC LLP	CONSULT	\$420,673	\$420,673	10/1/2020	9/30/2024

(CIP0042) Asset Management Software Improvements

FY2024 Q4

Initiative Type:
Investment Program:
Investment Category:

Mode:
Location:



Description

Expected Outcome

Strategic Drivers



Safety



Security



Reliability/SGR

Overall Status

Development & Evaluation	<input type="radio"/>
Implementation & Construction	<input type="radio"/>
Operations Activation	<input type="radio"/>

- No activities

Budget and Funding (\$ Millions)

FY2024 Current Budget	YTD % Budget Expended
\$0.50	0.0%

FY2024 Funding Sources	YTD Expended
Formula	\$0.00
PRIIA	\$0.00
Other	\$0.00
Federal Subtotal	\$0.00
System Performance	\$0.00
Reimbursable/Other	\$0.00
DC Dedicated Funding	\$0.00
MD Dedicated Funding	\$0.00
VA Non-Restricted Dedicated Funding	\$0.00
VA Restricted Dedicated Funding	\$0.00
Local Subtotal	\$0.00
Debt	\$0.00
Net Accruals	\$0.00
Total FY2024 Expenditures	\$0.00

There are no active contracts associated with this CIP

(CIP0043) Bus and Rail Scheduling and Operations Software Improvements

FY2024 Q4

Initiative Type: Project
 Investment Program: IT
 Investment Category: Business & Operations Support

Mode: Systemwide
 Location: Systemwide

Description

This project will acquire software for both bus and rail scheduling functions.



Expected Outcome

Increase the flexibility and efficiency of creating revenue service schedules to meet the needs of customers while reducing costs associated with operating and maintaining the system.

Strategic Drivers



Safety



Security



Reliability/SGR

Overall Status

Development & Evaluation	○
Implementation & Construction	●
Operations Activation	●

The HASTUS project schedule compression from the original 2027 completion date remains under contractual modification review, with an accelerated timeline contingent on resource availability. A contract modification for an additional 75 days to support schedule compression has been approved and issued to GIRO. For Phase 2 of the Rail Daily Ops Payroll project, all Detail Design Specifications (DDS) have been approved, and customizations are progressing. Phase 3 has completed customization tasks, with software configuration currently underway. Test case preparation and delivery for Phases 2 and 3, including First Article Testing (FAT) dry runs, are in progress. Procurement is ongoing for the BTRA Form Digitization Process Automation, with the technology solution for document scanning and digitization defined.

Budget and Funding (\$ Millions)

FY2024 Current Budget	YTD % Budget Expended
\$4.29	64.9%

FY2024 Funding Sources	YTD Expended
Formula	\$0.00
PRIIA	\$0.00
Other	\$0.00
Federal Subtotal	\$0.00
System Performance	\$0.00
Reimbursable/Other	\$0.00
DC Dedicated Funding	\$0.86
MD Dedicated Funding	\$0.80
VA Non-Restricted Dedicated Funding	\$0.57
VA Restricted Dedicated Funding	\$0.17
Local Subtotal	\$2.40
Debt	\$0.41
Net Accruals	(\$0.02)
Total FY2024 Expenditures	\$2.78

(CIP0043)

Top 30 Active Contracts by Allocated CIP Value

Contract Number	Vendor	Activity	Contract Value	Allocated CIP Value	Contract Start Date	Contract Expiration Date
CQ19104	Dell Marketing LP	IT_HARDWARE_BUS	\$194,300,000	\$3,629	7/23/2019	7/22/2024

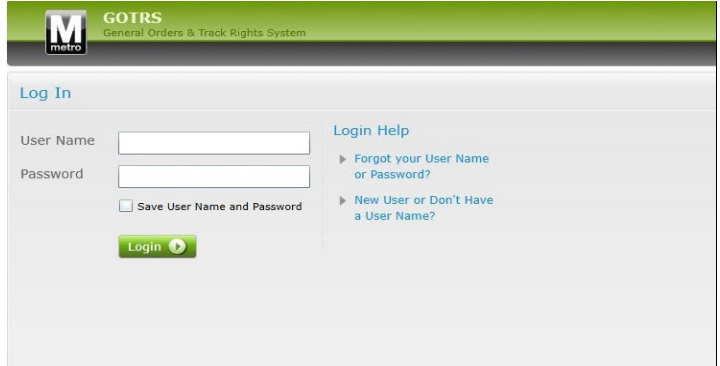
(CIP0054) Customer Electronic Comms

FY2024 Q4

Initiative Type: Project
 Investment Program:
 Investment Category: Business & Operations Support

Mode:
 Location: Systemwide

Description



Expected Outcome

Strategic Drivers



Safety



Security



Reliability/SGR

Overall Status

Development & Evaluation	○
Implementation & Construction	○
Operations Activation	○

No activities

Budget and Funding (\$ Millions)

FY2024 Current Budget	YTD % Budget Expended
\$0.25	-4.3%

FY2024 Funding Sources	YTD Expended
Formula	\$0.00
PRIIA	\$0.00
Other	\$0.00
Federal Subtotal	\$0.00
System Performance	\$0.00
Reimbursable/Other	\$0.00
DC Dedicated Funding	\$0.00
MD Dedicated Funding	\$0.00
VA Non-Restricted Dedicated Funding	\$0.00
VA Restricted Dedicated Funding	\$0.00
Local Subtotal	(\$0.01)
Debt	\$0.00
Net Accruals	\$0.00
Total FY2024 Expenditures	(\$0.01)

There are no active contracts associated with this CIP

(CIP0056) Rail Service Management Software Improvements

FY2024 Q4

Initiative Type: Program
 Investment Program: IT
 Investment Category: Business & Operations Support

Mode: Rail
 Location: Systemwide

Description

This program will provide software updates and system integration between the Rail Operations Control Center (ROCC) and Passenger Information Display System (PIDS) at each station, ensuring train information is accurate and available to customers.



Expected Outcome

Provides information to Metrorail customers and employees regarding train arrival schedules and service disruptions.

Strategic Drivers



Safety



Security



Reliability/SGR

Overall Status

(Programs are ongoing)

Development & Evaluation	●
Implementation & Construction	●
Operations Activation	●

The Passenger Information Display System (PIDS) EclipsX project continued with ongoing software enhancements and customizations. The focus remained on SITA software support to maintain and improve the system's efficiency and reliability.

Budget and Funding (\$ Millions)

FY2024 Current Budget	YTD % Budget Expended
\$0.00	0.0%

FY2024 Funding Sources	YTD Expended
Formula	\$0.00
PRIIA	\$0.00
Other	\$0.00
Federal Subtotal	\$0.00
System Performance	\$0.29
Reimbursable/Other	\$0.00
DC Dedicated Funding	\$0.00
MD Dedicated Funding	\$0.00
VA Non-Restricted Dedicated Funding	\$0.00
VA Restricted Dedicated Funding	\$0.00
Local Subtotal	\$0.30
Debt	\$0.00
Net Accruals	\$0.15
Total FY2024 Expenditures	\$0.45

(CIP0056)

Top 30 Active Contracts by Allocated CIP Value

Contract Number	Vendor	Activity	Contract Value	Allocated CIP Value	Contract Start Date	Contract Expiration Date
CQ19104	Dell Marketing LP	IT_SOFTWRE_RAIL	\$194,300,000	\$3,748,310	7/23/2019	7/22/2024
CIT01211282	Copper River Information Technology	IT_HARDWRE_RAIL	\$22,061,314	\$952,159	7/26/2021	7/31/2024
CIT01244011	Signature Technologies Inc	CONSULT	\$400,000	\$400,000	5/13/2024	5/12/2025

(CIP0059) 8000-Series Railcars

FY2024 Q4

Initiative Type: Project
 Investment Program: Acquisition
 Investment Category: Railcar and Railcar Facilities

Mode: Rail
 Location: Systemwide

Description

This project acquires up to 800 new 8000 series railcars. The initial 360 vehicles replace the 2000 and 3000 series railcars.



Expected Outcome

Acquires new railcars to allow for retirement of the 2000 and 3000 series cars at the end of their 40-year service life. Maintaining the rail fleet in a state of good repair prevents future safety and reliability concerns as measured by the Rail Fleet Reliability performance indicator [FY21 ≥15,000 miles between failure]. In addition, new railcars reduce maintenance needs, and provides improved customer features.

Strategic Drivers



Safety



Security



Reliability/SGR

Overall Status

Development & Evaluation	○
Implementation & Construction	●
Operations Activation	○

The 8000-series railcar project faced ongoing schedule impacts due to scope changes related to MOD 007 (Open Gangway System) and Enterprise Video System (EVS) integration with Hitachi. As a result, project milestones and the overall timeline are under review with Hitachi. The Approval of Carbody Stress Analysis was completed, and all 2K cars have been pulled from service.

Budget and Funding (\$ Millions)

FY2024 Current Budget	YTD % Budget Expended
\$16.14	102.9%

FY2024 Funding Sources	YTD Expended
Formula	\$0.00
PRIIA	\$0.00
Other	\$0.00
Federal Subtotal	\$0.00
System Performance	\$2.85
Reimbursable/Other	\$0.00
DC Dedicated Funding	\$0.08
MD Dedicated Funding	\$0.08
VA Non-Restricted Dedicated Funding	\$0.06
VA Restricted Dedicated Funding	\$0.02
Local Subtotal	\$3.08
Debt	\$19.17
Net Accruals	(\$5.65)
Total FY2024 Expenditures	\$16.60

(CIP0059)

Top 30 Active Contracts by Allocated CIP Value

Contract Number	Vendor	Activity	Contract Value	Allocated CIP Value	Contract Start Date	Contract Expiration Date
CQ19038	Hitachi Rail Washington LLC	RAILCARS	\$730,000,000	\$730,000,000	11/30/2020	11/29/2030
FQ18149	Hatch Associates Consultants Inc	ENGINEERING	\$3,044,834	\$3,044,834	9/18/2018	9/17/2025
CMTPD211108	Universal Protection Service LLC	CONSULT	\$69,339,396	\$53,570	10/26/2021	11/30/2024

(CIP0063) Rail Vehicle Scheduled Maintenance Program

FY2024 Q4

Initiative Type: Program
 Investment Program: Maintenance/Overhaul
 Investment Category: Railcar and Railcar Facilities

Mode: Rail
 Location: Systemwide



Description

This program will support scheduled overhauls of approximately one-fifth of the fleet (225 cars) annually. Major rail vehicle systems overhauled include, but are not limited to, replacement of wheels, brakes, traction motors, propulsion systems, HVAC, couplers and vital relays.

Expected Outcome

Maintains the rail fleet in a state of good repair to prevent future safety and reliability concerns as measured by the Rail Fleet Reliability performance indicator [FY21 ≥ 15000 miles between failure] and the Metrorail customer injury rate performance indicator [FY21 target of ≤177 injuries].

Strategic Drivers



Safety



Security



Reliability/SGR

Overall Status

(Programs are ongoing)

Development & Evaluation	○
Implementation & Construction	●
Operations Activation	●

In Q4 FY24, Metro continued its focus on the Scheduled Maintenance Program (SMP) for railcar overhauls and rehabilitation. The 2000 Series Rehab saw the completion of 2 cars, bringing the total to 16 cars for the fiscal year. No overhauls were completed for the 3000 Series or 6000 Series SMPs, and the 6000 Series Coupler Campaign saw 2 cars completed.

For the 7000 Series SMP, on-car work commenced in Q4, although no railcars were completed during the quarter. The 7000 Series Wheelset Replacement Program (WRP) advanced with 108 cars completed in Q4, totaling 220 cars for the fiscal year. Work on the 7K fleet is progressing, with full completion expected within three years.

Budget and Funding (\$ Millions)

FY2024 Current Budget	YTD % Budget Expended
\$122.31	98.9%

FY2024 Funding Sources	YTD Expended
Formula	\$38.56
PRIIA	\$0.31
Other	\$0.00
Federal Subtotal	\$38.87
System Performance	\$0.00
Reimbursable/Other	\$0.00
DC Dedicated Funding	\$17.54
MD Dedicated Funding	\$16.41
VA Non-Restricted Dedicated Funding	\$11.71
VA Restricted Dedicated Funding	\$3.48
Local Subtotal	\$49.14
Debt	\$32.40
Net Accruals	\$0.57
Total FY2024 Expenditures	\$120.97

(CIP0063)**Top 30 Active Contracts by Allocated CIP Value**

Contract Number	Vendor	Activity	Contract Value	Allocated CIP Value	Contract Start Date	Contract Expiration Date
FCMNT211263	Kawasaki Rail Car Inc	RAIL_REHAB	\$85,021,056	\$31,882,896	4/5/2022	4/4/2025
FCMNT211163-RLJ	Knorr Brake Holding Corporation	RAIL_REHAB	\$26,134,972	\$25,884,972	4/12/2022	10/15/2024
FCMNT222203-RLJ-	Voith US Inc	RAIL_REHAB	\$25,351,114	\$12,675,557	1/2/2023	1/1/2026
FCMNT222310	Dellner Inc	RAIL_REHAB	\$45,000,000	\$12,633,840	1/25/2023	1/25/2026
FCMNT233010-ER	Westinghouse Air Brake Technologies Corp	RAIL_REHAB	\$5,681,212	\$5,681,212	3/31/2023	3/30/2025
FQ18033F	DHA/RK&K Joint Venture	ENGINEERING	\$115,000,000	\$2,000,000	8/16/2018	8/1/2024
FCMNT233534	Fuji Semec Corp	RAIL_REHAB	\$1,313,625	\$1,288,078	5/30/2024	5/29/2027
FCMNT222238	Schunk Carbon Technology LLC	RAIL_REHAB	\$706,000	\$470,430	10/3/2022	10/2/2024
FCMNT233399	Bureau Veritas North America, Inc.	3RD_PARTY	\$341,842	\$341,842	5/9/2023	5/8/2026
FCMNT233236-NS	RDG LLC	REPAIRABLES	\$1,837,975	\$165,750	5/19/2023	5/18/2025
CCMNT211126-ER	NSH USA Corporation	RAIL_REHAB	\$523,835	\$104,485	9/14/2021	9/20/2024
F20172	Dellner Inc	RAIL_REHAB	\$13,000,000	\$16,373	7/6/2021	7/5/2024
FQ18033G	Gannett Fleming Engineers and Architects	CONSULT	\$114,000,000	\$50,000	8/23/2018	8/30/2024

(CIP0067) Rail Vehicle Safety & Reliability Improvements

FY2024 Q4

Initiative Type: Program
 Investment Program: Maintenance/Overhaul
 Investment Category: Railcar and Railcar Facilities

Mode: Rail
 Location: Systemwide

Description

This program performs engineering analysis, diagnosis, testing and resolution of safety, maintenance and operational issues for Metro railcars.



Expected Outcome

Improves and maintains the reliability of the railcar fleet as measured by the Rail Fleet Reliability performance indicator [FY21 ≥15,000 miles between failure].

Strategic Drivers



Safety



Security



Reliability/SGR

Overall Status

(Programs are ongoing)

Development & Evaluation	○
Implementation & Construction	●
Operations Activation	○

In Q4, civil work at Site 5 remains incomplete, with current efforts shifting focus towards sites 1 through 4 to bring them to a state of good repair. Civil work at Site 6 is expected to start in August and be completed by September, with installation planned for November. The AWIS service contract, intended as an extended warranty, has not yet been issued due to ongoing revisions requested by Procurement and Materials regarding the 24-hour emergency response clause. A meeting is scheduled with the vendor to finalize the contract language by July, after which the vendor will assist with repairs and calibration at sites 1 through 4 before moving on to Site 5.

Additionally, Bench Test Equipment #2 was received and is expected to be commissioned by the end of July.

Budget and Funding (\$ Millions)

FY2024 Current Budget	YTD % Budget Expended
\$4.54	36.2%

FY2024 Funding Sources	YTD Expended
Formula	\$0.00
PRIIA	\$0.00
Other	\$0.07
Federal Subtotal	\$0.07
System Performance	\$0.00
Reimbursable/Other	\$0.00
DC Dedicated Funding	\$0.44
MD Dedicated Funding	\$0.41
VA Non-Restricted Dedicated Funding	\$0.29
VA Restricted Dedicated Funding	\$0.09
Local Subtotal	\$1.24
Debt	\$0.04
Net Accruals	\$0.30
Total FY2024 Expenditures	\$1.64

(CIP0067)

Top 30 Active Contracts by Allocated CIP Value

Contract Number	Vendor	Activity	Contract Value	Allocated CIP Value	Contract Start Date	Contract Expiration Date
FQ22-AWIS	KLD Labs Inc	EQUIP_MATL	\$6,133,326	\$7,089,070	6/9/2019	7/19/2026
FQ19148	Hatch Associates Consultants Inc	ENGINEERING	\$24,676,051	\$225,000	7/8/2019	6/30/2026
FQ18033B	HNTB Corporation	CONSULT	\$112,266,842	\$96,885	8/2/2018	8/2/2024
C20147	K&J Safety & Security Consulting	CONSULT	\$19,773,890	\$15,000	9/30/2020	10/31/2025
FQ18033F	DHA/RK&K Joint Venture	CONSULT	\$115,000,000	\$5,000	8/16/2018	8/1/2024
FQ18033G	Gannett Fleming Engineers and Architects	CONSULT	\$114,000,000	\$100,000	8/23/2018	8/30/2024

(CIP0072) Elevator Rehabilitation Program

FY2024 Q4

Initiative Type: Program
 Investment Program: Vertical Transportation
 Investment Category: Stations and Passenger Facilities

Mode: Rail
 Location: Systemwide

Description

This program rehabilitates elevators at Metrorail stations across the system including the replacement of internal elevator components and lighting upgrades to maintain a state of good repair.



Expected Outcome

Maintains elevators in a state of good repair to preserve availability as measured by the Elevator Availability key performance indicator [FY21 target ≥97%].

Strategic Drivers



Safety



Security



Reliability/SGR

Overall Status

(Programs are ongoing)

Development & Evaluation	○
Implementation & Construction	●
Operations Activation	●

New Elevator contract was awarded in May.

Budget and Funding (\$ Millions)

FY2024 Current Budget	YTD % Budget Expended
\$1.99	85.2%

FY2024 Funding Sources	YTD Expended
Formula	\$0.00
PRIIA	\$0.54
Other	\$0.00
Federal Subtotal	\$0.54
System Performance	\$0.00
Reimbursable/Other	\$0.00
DC Dedicated Funding	\$0.16
MD Dedicated Funding	\$0.15
VA Non-Restricted Dedicated Funding	\$0.10
VA Restricted Dedicated Funding	\$0.03
Local Subtotal	\$0.44
Debt	\$1.23
Net Accruals	(\$0.42)
Total FY2024 Expenditures	\$1.79

(CIP0072)

Top 30 Active Contracts by Allocated CIP Value

Contract Number	Vendor	Activity	Contract Value	Allocated CIP Value	Contract Start Date	Contract Expiration Date
FRBIR222275	C3M Power Systems, LLC	CONSTRUCTION	\$108,102,205	\$33,461	10/26/2022	10/25/2027
FRBIR222275	C3M Power Systems, LLC	CONSULT	\$108,102,205	\$106,602	10/26/2022	10/25/2027

(CIP0073) Escalator Rehabilitation Program

FY2024 Q4

Initiative Type: Program
 Investment Program: Vertical Transportation
 Investment Category: Stations and Passenger Facilities

Mode: Rail
 Location: Systemwide

Description

This program rehabilitates escalators at Metrorail stations to maintain a state of good repair.



Expected Outcome

Maintains escalators in a state of good repair to prevent potential safety issues and preserve availability as measured by the Escalator Availability key performance indicator [FY21 target ≥92%].

Strategic Drivers



Safety



Security



Reliability/SGR

Overall Status

(Programs are ongoing)

Development & Evaluation	○
Implementation & Construction	●
Operations Activation	●

No activities

Budget and Funding (\$ Millions)

FY2024 Current Budget	YTD % Budget Expended
\$2.64	94.6%

FY2024 Funding Sources	YTD Expended
Formula	\$0.00
PRIIA	\$0.78
Other	\$0.00
Federal Subtotal	\$0.78
System Performance	\$0.00
Reimbursable/Other	\$0.00
DC Dedicated Funding	\$0.04
MD Dedicated Funding	\$0.03
VA Non-Restricted Dedicated Funding	\$0.02
VA Restricted Dedicated Funding	\$0.01
Local Subtotal	\$0.10
Debt	\$3.01
Net Accruals	(\$0.02)
Total FY2024 Expenditures	\$3.87

(CIP0073)

Top 30 Active Contracts by Allocated CIP Value

Contract Number	Vendor	Activity	Contract Value	Allocated CIP Value	Contract Start Date	Contract Expiration Date
FRBIR222275	C3M Power Systems, LLC	CONSTRUCTION	\$108,102,205	\$35,570	10/26/2022	10/25/2027
FRBIR222275	C3M Power Systems, LLC	CONSULT	\$108,102,205	\$106,602	10/26/2022	10/25/2027

(CIP0074) Parking Access & Collection Equipment

FY2024 Q4

Initiative Type: Project
 Investment Program:
 Investment Category:

Mode:
 Location: Systemwide

Description



Expected Outcome

Strategic Drivers



Safety



Security



Reliability/SGR

Overall Status

Development & Evaluation	<input type="radio"/>
Implementation & Construction	<input type="radio"/>
Operations Activation	<input type="radio"/>

Budget and Funding (\$ Millions)

FY2024 Current Budget	YTD % Budget Expended
\$0.00	0.0%

FY2024 Funding Sources	YTD Expended
Formula	\$0.00
PRIIA	\$0.00
Other	\$0.00
Federal Subtotal	\$0.00
System Performance	\$0.02
Reimbursable/Other	\$0.00
DC Dedicated Funding	\$0.00
MD Dedicated Funding	\$0.00
VA Non-Restricted Dedicated Funding	\$0.00
VA Restricted Dedicated Funding	\$0.00
Local Subtotal	\$0.02
Debt	\$0.00
Net Accruals	(\$0.04)
Total FY2024 Expenditures	(\$0.03)

There are no active contracts associated with this CIP

(CIP0076) Rail System Power Upgrades

FY2024 Q4

Initiative Type: Project
 Investment Program: Power
 Investment Category: Rail Systems

Mode: Rail
 Location: Systemwide

Description

This project will upgrade and replace electrical infrastructure equipment to improve performance of the rail power system and accommodate additional eight-car trains. Upgrades to the rail power infrastructure include traction power substations, tie breaker stations, cabling, and transformers to both increase system capacity and reliability. Future upgrades on the Red, Yellow, and Green lines will be completed with the needed state of good repair work under CIP0253.



Expected Outcome

Contributes to Metro's ability to operate more eight-car trains in revenue service to increase capacity, reduce crowding, and improve the riding experience for Metrorail customers.

Strategic Drivers



Safety



Security



Reliability/SGR

Overall Status

Development & Evaluation	○
Implementation & Construction	●
Operations Activation	●

In Q4, the RGO Line Contract was successfully closed out and the retention was released. For the Blue Line Contract, additional TCR/RCR training was conducted for Maintenance and Engineering teams. Equipment deliveries included the Rectifier Transformer (RCR) at Franconia-Springfield TP2.

Budget and Funding (\$ Millions)

FY2024 Current Budget	YTD % Budget Expended
\$5.86	111.9%

FY2024 Funding Sources	YTD Expended
Formula	\$0.00
PRIIA	\$0.00
Other	\$0.00
Federal Subtotal	\$0.00
System Performance	\$0.00
Reimbursable/Other	\$0.00
DC Dedicated Funding	\$0.00
MD Dedicated Funding	\$0.00
VA Non-Restricted Dedicated Funding	\$0.00
VA Restricted Dedicated Funding	\$0.00
Local Subtotal	\$0.00
Debt	\$9.41
Net Accruals	(\$0.85)
Total FY2024 Expenditures	\$8.56

(CIP0076)

Top 30 Active Contracts by Allocated CIP Value

Contract Number	Vendor	Activity	Contract Value	Allocated CIP Value	Contract Start Date	Contract Expiration Date
FQ17165	C3M Power Systems, LLC	CONSTRUCTION	\$83,802,881	\$3,535,557	4/20/2018	9/30/2024
C20147	K&J Safety & Security Consulting	CONSTRUCTION	\$19,773,890	\$75,000	9/30/2020	10/31/2025
FQ18033C	WSP USA Inc.	CONSULT	\$92,950,000	\$1,329,465	8/15/2018	5/23/2025
FQ18033A	Parsons Transportation Group Inc	CONSULT	\$90,000,000	\$266,606	9/24/2018	8/1/2024
FQ18033D	Jacobs Engineering Group Inc	CONSULT	\$90,500,000	\$37,500	8/21/2018	5/23/2025
FQ18033G	Gannett Fleming Engineers and Architects	CONSULT	\$114,000,000	\$350,000	8/23/2018	8/30/2024

(CIP0087) Station and Facility Restoration Program

FY2024 Q4

Initiative Type: Program
 Investment Program: Platforms & Structures
 Investment Category: Stations and Passenger Facilities

Mode: Rail
 Location: Systemwide

Description

This program consists of evaluation of station condition, replacement of worn materials and fixtures, thorough cleaning and power washing of concrete and architectural features and the rehabilitation of restrooms and breakrooms. Each Metrorail station is scheduled for restoration approximately every four years.



Expected Outcome

Provides customers and employees with a safe, clean and well-maintained environment.

Strategic Drivers



Safety



Security



Reliability/SGR

Overall Status

(Programs are ongoing)

Development & Evaluation	●
Implementation & Construction	●
Operations Activation	

In FY24, station rehabilitation work was completed at Tysons Corner, Greensboro, Branch Ave, Congress Heights, Gallery Place, Bethesda, Cleveland Park, and Eastern Market. Restroom renovations were finished at Addison Rd., Waterfront, College Park, Grosvenor-Strathmore, Huntington, Minnesota Ave, Pentagon, Twinbrook, Glenmont, Crystal City, Wheaton, and Franconia-Springfield. Looking ahead to FY25, station rehabilitation efforts are planned for Downtown Largo, Fort Totten, Rhode Island Ave., West Falls Church, Franconia-Springfield, Pentagon City, Union Station, Van Ness, Pentagon, Glenmont, Wheaton, Shady Grove, and Archives. Instead of restroom renovations, the focus will shift to rehabbing Bus & Rail Station breakrooms.

Budget and Funding (\$ Millions)

FY2024 Current Budget	YTD % Budget Expended
\$10.88	92.6%

FY2024 Funding Sources	YTD Expended
Formula	\$0.00
PRIIA	\$0.00
Other	\$0.00
Federal Subtotal	\$0.00
System Performance	\$0.00
Reimbursable/Other	\$0.00
DC Dedicated Funding	\$1.81
MD Dedicated Funding	\$1.70
VA Non-Restricted Dedicated Funding	\$1.21
VA Restricted Dedicated Funding	\$0.36
Local Subtotal	\$5.08
Debt	\$5.00
Net Accruals	(\$0.01)
Total FY2024 Expenditures	\$10.07

(CIP0087)

Top 30 Active Contracts by Allocated CIP Value

Contract Number	Vendor	Activity	Contract Value	Allocated CIP Value	Contract Start Date	Contract Expiration Date
FRBIR222275	C3M Power Systems, LLC	CONSTRUCTION	\$108,102,205	\$97,519	10/26/2022	10/25/2027
FQ18033F	DHA/RK&K Joint Venture	CONSULT	\$115,000,000	\$36,410	8/16/2018	8/1/2024
FQ18033G	Gannett Fleming Engineers and Architects	CONSULT	\$114,000,000	\$500,000	8/23/2018	8/30/2024

(CIP0088) Station Entrance Canopy Installation

FY2024 Q4

Initiative Type: Project
 Investment Program: Platforms & Structures
 Investment Category: Stations and Passenger Facilities

Mode: Rail
 Location: Systemwide

Description

This project installs new station entrance canopies over entry escalators and stairways.



Expected Outcome

Improves the reliability and useful life of escalators by protecting escalators and stairways from exposure to weather as measured by the Escalator Availability key performance indicator [FY21 target ≥92%]. Provides additional coverage for customers as they enter and exit the station.

Strategic Drivers



Safety



Security



Reliability/SGR

Overall Status

Development & Evaluation	○
Implementation & Construction	●
Operations Activation	●

In Q4, the Station Entrance Canopy project made strides. At College Park, Phase II of the stairway work progressed with the installation of granite treads and pavers, and illuminated handrails are being installed. Phase I was completed earlier. At Judiciary Square, preparations for stairway construction are underway with approved shop drawings for precast stringers, granite, and handrail sleeves, and onsite mobilization is set to begin. For the Arlington Cemetery South canopy, the erection phase started with field welding and assembly of fabricated steel. Canopy shop drawings for U St, Capitol South, Smithsonian, Archives, and Tenleytown are in development. Initial mobilization for Potomac Ave began to evaluate wall conditions for future canopy installation.

Budget and Funding (\$ Millions)

FY2024 Current Budget	YTD % Budget Expended
\$8.84	88.8%

FY2024 Funding Sources	YTD Expended
Formula	\$4.27
PRIIA	\$0.00
Other	\$0.00
Federal Subtotal	\$4.27
System Performance	\$0.00
Reimbursable/Other	\$0.00
DC Dedicated Funding	\$0.77
MD Dedicated Funding	\$0.73
VA Non-Restricted Dedicated Funding	\$0.52
VA Restricted Dedicated Funding	\$0.15
Local Subtotal	\$2.17
Debt	\$0.71
Net Accruals	\$0.49
Total FY2024 Expenditures	\$7.64

(CIP0088)

Top 30 Active Contracts by Allocated CIP Value

Contract Number	Vendor	Activity	Contract Value	Allocated CIP Value	Contract Start Date	Contract Expiration Date
FQ19172G	Gannett Fleming Engineers and Architects	ENGINEERING	\$72,500,000	\$355,511	10/3/2019	10/3/2024
FMCAP211066	Clark Construction Group, LLC	CONSTRUCTION	\$37,007,563	\$37,007,563	9/16/2021	9/15/2026
C20147	K&J Safety & Security Consulting	CONSTRUCTION	\$19,773,890	\$30,000	9/30/2020	10/31/2025
FQ18033C	WSP USA Inc.	CONSULT	\$92,950,000	\$176,065	8/15/2018	5/23/2025
FQ19172G	Gannett Fleming Engineers and Architects	CONSULT	\$78,300,000	\$701,892	10/3/2019	11/14/2024
FQ18033G	Gannett Fleming Engineers and Architects	CONSULT	\$114,000,000	\$585,662	8/23/2018	8/30/2024

(CIP0099) Joint Development Program Support

FY2024 Q4

Initiative Type: Program
 Investment Program: Support Equipment/Services
 Investment Category: Business & Operations Support

Mode: Systemwide
 Location: Systemwide



Description

This program supports the technical, legal, real estate advisory, and related services to support joint development planning and execution.

Expected Outcome

Allows Metro to perform appropriate due diligence and accelerates the process to support joint development near stations, increase ridership and economic development.

Strategic Drivers



Safety



Security



Reliability/SGR

Overall Status

(Programs are ongoing)

Development & Evaluation	●
Implementation & Construction	<input type="radio"/>
Operations Activation	<input type="radio"/>

In Q4, Metro secured Board approvals for Joint Development Agreements concerning Deanwood DCPL, Largo-Lottsford, Brookland, and Capitol Heights Compact Public Hearing reports. Ongoing efforts in negotiation and transaction support for existing and planned land/real estate joint development projects included continued legal support from outside counsel and financial advisory services.

Budget and Funding (\$ Millions)

FY2024 Current Budget	YTD % Budget Expended
\$2.65	61.1%

FY2024 Funding Sources	YTD Expended
Formula	\$0.00
PRIIA	\$0.00
Other	\$0.00
Federal Subtotal	\$0.00
System Performance	\$2.15
Reimbursable/Other	\$0.00
DC Dedicated Funding	\$0.01
MD Dedicated Funding	\$0.01
VA Non-Restricted Dedicated Funding	\$0.01
VA Restricted Dedicated Funding	\$0.00
Local Subtotal	\$2.18
Debt	\$0.09
Net Accruals	(\$0.65)
Total FY2024 Expenditures	\$1.62

(CIP0099)

Top 30 Active Contracts by Allocated CIP Value

Contract Number	Vendor	Activity	Contract Value	Allocated CIP Value	Contract Start Date	Contract Expiration Date
CLAND211254-5E (DBE)	Hayat Brown LLC	CONSULT	\$0	\$749,612	12/9/2022	11/15/2027
CLAND211254-5C	Jones Lang LaSalle Americas Inc	CONSULT	\$0	\$499,917	11/16/2022	11/15/2027
CLAND211254-5D	Redgate Real Estate Advisors LLC	CONSULT	\$0	\$499,660	12/9/2022	11/15/2027
CLAND211254-5B	HR&A Advisors Inc	CONSULT	\$0	\$497,300	11/29/2022	11/15/2027
FQ18033C	WSP USA Inc.	CONSULT	\$92,950,000	\$397,599	8/15/2018	5/23/2025
CLAND211254-2D	HR&A Advisors Inc	CONSULT	\$0	\$340,675	11/16/2022	11/15/2027

(CIP0101) Internal Compliance Capital Management Support

FY2024 Q4

Initiative Type: Program
 Investment Program: Support Equipment/Services
 Investment Category: Business & Operations Support

Mode: Systemwide
 Location: Systemwide

Description

This program supports the performance of internal audits and oversight of the capital program.



Expected Outcome

Allows Metro's capital program to be executed with strong organizational governance, internal controls and effective risk management.

Strategic Drivers



Safety



Security



Reliability/SGR

Overall Status

(Programs are ongoing)

Development & Evaluation	○
Implementation & Construction	●
Operations Activation	○

Continuous support for the performance of internal audit and oversight of capital program.

Budget and Funding (\$ Millions)

FY2024 Current Budget	YTD % Budget Expended
\$1.20	82.2%

FY2024 Funding Sources	YTD Expended
Formula	\$0.00
PRIIA	\$0.00
Other	\$0.00
Federal Subtotal	\$0.00
System Performance	\$0.98
Reimbursable/Other	\$0.00
DC Dedicated Funding	\$0.00
MD Dedicated Funding	\$0.00
VA Non-Restricted Dedicated Funding	\$0.00
VA Restricted Dedicated Funding	\$0.00
Local Subtotal	\$0.98
Debt	\$0.09
Net Accruals	(\$0.08)
Total FY2024 Expenditures	\$0.99

(CIP0101)

Top 30 Active Contracts by Allocated CIP Value

Contract Number	Vendor	Activity	Contract Value	Allocated CIP Value	Contract Start Date	Contract Expiration Date
CINCP211174-W02	Ernst & Young US LLP	CONSULT	\$11,614,021	\$2,400,000	9/13/2021	9/12/2024

(CIP0102) Police District III Substation

FY2024 Q4

Initiative Type: Project
 Investment Program: MTPD
 Investment Category: Business & Operations Support

Mode: Systemwide
 Location: Maryland

Description

This project provides a permanent and dedicated transit police substation by renovating a former child care facility at Morgan Boulevard Station to serve as a police substation with administrative office workspace, locker rooms, a break room, gym, interview rooms, and other workspaces.



Expected Outcome

Improves the distribution of police personnel to strengthen customer safety and security through reduced response times to police calls as measured by the Metrorail customer injury rate performance indicator [FY21 target of ≤177 customer injuries], the Metrobus customer injury rate performance indicator [FY21 target of ≤154 customer injuries] and the rate of crimes against passengers performance indicator [FY21 target of ≤840 crimes].

Strategic Drivers



Safety



Security



Reliability/SGR

Overall Status

Development & Evaluation	○
Implementation & Construction	○
Operations Activation	○

In Q4, work continued on addressing punch list items. A temporary PG occupancy permit was approved, while a PCO is being estimated to address MTPD's requested changes. The ribbon-cutting ceremony for MTPD has been rescheduled to Q1 FY25, pending the issuance of a permanent occupancy permit.

Budget and Funding (\$ Millions)

FY2024 Current Budget	YTD % Budget Expended
\$3.50	136.8%

FY2024 Funding Sources	YTD Expended
Formula	\$0.00
PRIIA	\$0.00
Other	\$0.00
Federal Subtotal	\$0.00
System Performance	\$0.00
Reimbursable/Other	\$0.00
DC Dedicated Funding	\$0.00
MD Dedicated Funding	\$0.00
VA Non-Restricted Dedicated Funding	\$0.00
VA Restricted Dedicated Funding	\$0.00
Local Subtotal	\$0.00
Debt	\$4.93
Net Accruals	(\$0.33)
Total FY2024 Expenditures	\$4.60

(CIP0102)

Top 30 Active Contracts by Allocated CIP Value

Contract Number	Vendor	Activity	Contract Value	Allocated CIP Value	Contract Start Date	Contract Expiration Date
FQ19172M	Mott MacDonald-WSP Joint Venture	CONSULT	\$56,000,000	\$154,506	10/3/2019	10/3/2024
FQ18033A	Parsons Transportation Group Inc	CONSULT	\$83,400,000	\$126,189	9/24/2018	8/1/2024
FQ18033I	AECOM-STV JV	CONSULT	\$70,000,000	\$50,000	7/1/2018	6/30/2025
FQ18033G	Gannett Fleming Engineers and Architects	CONSULT	\$114,000,000	\$1,130,000	8/23/2018	8/30/2024

(CIP0127) Transit Police Support Equipment

FY2024 Q4

Initiative Type: Program
 Investment Program: MTPD
 Investment Category: Business & Operations Support

Mode: Systemwide
 Location: Systemwide

Description

This program will provide acquisition and lifecycle replacement of various support equipment for the Metro Transit Police Department (MTPD).



Expected Outcome

Supports the security of Metro's passengers and employees by equipping MTPD.

Strategic Drivers



Safety



Security



Reliability/SGR

Overall Status

(Programs are ongoing)

Development & Evaluation	○
Implementation & Construction	●
Operations Activation	○

In Q4, the Metro Transit Police Department (MTPD) confirmed the decision to proceed with the installation of CCTV cameras and access control for all MTPD locations. The procurement package is pending final designs and cost estimates from Engineering. Additionally, SPPM will initiate a PCR to roll over the budget to FY25.

Budget and Funding (\$ Millions)

FY2024 Current Budget	YTD % Budget Expended
\$1.99	47.5%

FY2024 Funding Sources	YTD Expended
Formula	\$0.00
PRIIA	\$0.00
Other	\$0.00
Federal Subtotal	\$0.00
System Performance	\$0.00
Reimbursable/Other	\$0.00
DC Dedicated Funding	\$0.27
MD Dedicated Funding	\$0.25
VA Non-Restricted Dedicated Funding	\$0.18
VA Restricted Dedicated Funding	\$0.05
Local Subtotal	\$0.75
Debt	\$0.09
Net Accruals	\$0.11
Total FY2024 Expenditures	\$0.94

(CIP0127)

Top 30 Active Contracts by Allocated CIP Value

Contract Number	Vendor	Activity	Contract Value	Allocated CIP Value	Contract Start Date	Contract Expiration Date
CMPD233135	Axon Enterprise, Inc.	EQUIP_MATL	\$1,786,125	\$1,786,125	12/8/2022	12/31/2027
FMPD233201	Axon Enterprise, Inc.	EQUIP_MATL	\$4,796,250	\$959,250	12/28/2022	10/14/2027
C20208	Safeware Inc	EQUIP_MATL	\$4,628,865	\$845,724	6/30/2020	9/30/2024

(CIP0131) Capital Program Financing Support

FY2024 Q4

Initiative Type: Program
 Investment Program: Support Equipment/Services
 Investment Category: Business & Operations Support

Mode: Systemwide
 Location: Systemwide

Description

This program funds the availability fees and interest expense for Metro's short-term line of credit used for capital program expenditures.



Expected Outcome

Provides Metro access to borrowing to finance the capital program.

Strategic Drivers



Safety



Security



Reliability/SGR

Overall Status

Development & Evaluation	<input type="radio"/>
Implementation & Construction	<input type="radio"/>
Operations Activation	<input type="radio"/>

Finance cost for the line of credit have been realized for Q4.

Budget and Funding (\$ Millions)

FY2024 Current Budget	YTD % Budget Expended
\$1.03	69.7%

FY2024 Funding Sources	YTD Expended
Formula	\$0.00
PRIIA	\$0.00
Other	\$0.00
Federal Subtotal	\$0.00
System Performance	\$0.59
Reimbursable/Other	\$0.00
DC Dedicated Funding	\$0.00
MD Dedicated Funding	\$0.00
VA Non-Restricted Dedicated Funding	\$0.00
VA Restricted Dedicated Funding	\$0.00
Local Subtotal	\$0.59
Debt	\$0.13
Net Accruals	\$0.00
Total FY2024 Expenditures	\$0.72

There are no active contracts associated with this CIP

(CIP0132) Escalator and Elevator Overhaul Program

FY2024 Q4

Initiative Type: Program
 Investment Program: Vertical Transportation
 Investment Category: Stations and Passenger Facilities

Mode: Rail
 Location: Systemwide

Description

This program rehabilitates or replaces escalator and elevator components based on condition and asset management criteria.



Expected Outcome

Maintains elevators and escalators in a state of good repair to preserve availability as measured by the Elevator Availability key performance indicator [FY21 target ≥97%] and the Escalator Availability key performance indicator [FY21 target ≥92%].

Strategic Drivers



Safety



Security



Reliability/SGR

Overall Status

(Programs are ongoing)

Development & Evaluation	●
Implementation & Construction	●
Operations Activation	●

In Q4, maintenance activities involved the completion of 716 work orders, including welding, step chain, handrail, gearbox, and drive chain replacements. The elevator glass cleaning project commenced, and water remediation engineering assessments were completed.

Budget and Funding (\$ Millions)

FY2024 Current Budget	YTD % Budget Expended
\$10.00	91.2%

FY2024 Funding Sources	YTD Expended
Formula	\$0.00
PRIIA	\$0.00
Other	\$0.00
Federal Subtotal	\$0.00
System Performance	\$0.00
Reimbursable/Other	\$0.00
DC Dedicated Funding	\$0.15
MD Dedicated Funding	\$0.14
VA Non-Restricted Dedicated Funding	\$0.10
VA Restricted Dedicated Funding	\$0.03
Local Subtotal	\$0.41
Debt	\$8.85
Net Accruals	(\$0.14)
Total FY2024 Expenditures	\$9.12

(CIP0132)

Top 30 Active Contracts by Allocated CIP Value

Contract Number	Vendor	Activity	Contract Value	Allocated CIP Value	Contract Start Date	Contract Expiration Date
FQ19172P	C C Johnson & Malhotra PC	ENGINEERING	\$4,000,000	\$1,690,306	10/3/2019	1/29/2025
ELES233517-123	Admiral Elevator Co., Inc.	3RD_PARTY	\$249,690	\$249,690	3/14/2024	3/13/2025
FRBIR222275	C3M Power Systems, LLC	CONSTRUCTION	\$108,102,205	\$542,870	10/26/2022	10/25/2027
FRBIR222275	C3M Power Systems, LLC	CONSULT	\$108,102,205	\$213,203	10/26/2022	10/25/2027
FQ18033I	AECOM-STV JV	CONSULT	\$70,000,000	\$100,000	7/1/2018	6/30/2025
FQ18033F	DHA/RK&K Joint Venture	CONSULT	\$115,000,000	\$55,410	8/16/2018	8/1/2024
FQ18033G	Gannett Fleming Engineers and Architects	CONSULT	\$114,000,000	\$200,000	8/23/2018	8/30/2024

(CIP0133) Train Detection and Warning System

FY2024 Q4

Initiative Type: Project
 Investment Program: Signals & Communications
 Investment Category: Rail Systems

Mode: Rail
 Location:



Description

This project is for the design and installation of a wayside intrusion detection system within Metro's railcar train wash systems, service and inspection areas.

Expected Outcome

Protects the safety of Metro employees by alerting them to nearby train movement as measured by the Metrorail system employee injury rate performance indicator [FY20 target of less than 3.4 per 200,000 hours worked].

Strategic Drivers



Safety



Security



Reliability/SGR

Overall Status

Development & Evaluation	○
Implementation & Construction	○
Operations Activation	○

Project closed out. No ongoing/active tasks.

Budget and Funding (\$ Millions)

FY2024 Current Budget	YTD % Budget Expended
\$0.00	0.0%

FY2024 Funding Sources	YTD Expended
Formula	\$0.00
PRIIA	\$0.00
Other	\$0.00
Federal Subtotal	\$0.00
System Performance	\$0.00
Reimbursable/Other	\$0.00
DC Dedicated Funding	\$0.22
MD Dedicated Funding	\$0.20
VA Non-Restricted Dedicated Funding	\$0.14
VA Restricted Dedicated Funding	\$0.04
Local Subtotal	\$0.60
Debt	\$0.00
Net Accruals	(\$0.18)
Total FY2024 Expenditures	\$0.43

(CIP0133)

Top 30 Active Contracts by Allocated CIP Value

Contract Number	Vendor	Activity	Contract Value	Allocated CIP Value	Contract Start Date	Contract Expiration Date
FQ18033I	AECOM-STV JV	CONSULT	\$70,000,000	\$100,000	7/1/2018	6/30/2025
FQ18033G	Gannett Fleming Engineers and Architects	CONSULT	\$114,000,000	\$877,937	8/23/2018	8/30/2024

(CIP0136) Radio Infrastructure Replacement

FY2024 Q4

Initiative Type: Project
 Investment Program: Signals & Communications
 Investment Category: Rail Systems

Mode: Rail
 Location: Systemwide

Description

This project replaces Metro's existing radio system operating in the 450-490 MHz frequency band with a new system operating in the 700 MHz band, as required by the Federal Communications Commission (FCC). In addition, wireless signal communications will be installed throughout the tunnel system allowing customers to utilize wireless service while underground.



Expected Outcome

Improves Metro's ability to communicate with first responders in the surrounding jurisdictions efficiently. Increases internal efficiency by enabling employees to communicate with the Operations Control Center and management seamlessly throughout the system. Also, provides wireless coverage throughout the underground portions of Metrorail, which improves the customer's riding experience and makes Metrorail a more attractive option.

Strategic Drivers



Safety



Security



Reliability/SGR

Overall Status

Development & Evaluation	○
Implementation & Construction	●
Operations Activation	●

In Q4, the radio system upgrade project saw continued construction work at Shady Grove, Germantown, and Rhode Island RF sites. Production installations on 6000 series railcars were halted due to a quality issue with the radio harness, which the project team is addressing with the manufacturer. A cellular option was implemented to connect MTPD officers to the radio system when communications are unavailable, and Temporary Use Notification approval was received for the cellular app. Advanced Station Distributed Antenna System (DAS) testing covered 27 additional stations, totaling 48 stations completed, with the scope extended to all 99 rail stations. Planning and testing for the early activation of the 700MHz radio system at New Carrollton Yard and the 800MHz radio system for Arlington County are ongoing, with completion targeted by the end of Q2 FY25.

Budget and Funding (\$ Millions)

FY2024 Current Budget	YTD % Budget Expended
\$54.70	98.1%

FY2024 Funding Sources	YTD Expended
Formula	\$0.00
PRIIA	\$3.31
Other	\$0.00
Federal Subtotal	\$3.31
System Performance	\$0.04
Reimbursable/Other	\$1.00
DC Dedicated Funding	\$3.65
MD Dedicated Funding	\$3.41
VA Non-Restricted Dedicated Funding	\$2.44
VA Restricted Dedicated Funding	\$0.72
Local Subtotal	\$11.26
Debt	\$24.76
Net Accruals	\$13.24
Total FY2024 Expenditures	\$52.57

(CIP0136)**Top 30 Active Contracts by Allocated CIP Value**

Contract Number	Vendor	Activity	Contract Value	Allocated CIP Value	Contract Start Date	Contract Expiration Date
FSSRP244134	Graybar Electric Co Inc	EQUIP_MATL	\$0	\$70,844	1/23/2024	12/31/2024
FRBIR233489	James River Solutions LLC	EQUIP_MATL	\$56,540	\$56,540	7/17/2023	7/16/2028
FQ15000	Motorola Solutions Inc.	CONSTRUCTION	\$325,808,277	\$61,710,780	12/23/2016	12/31/2026
C20147	K&J Safety & Security Consulting	CONSTRUCTION	\$19,773,890	\$90,000	9/30/2020	10/31/2025
FQ18033F	DHA/RK&K Joint Venture	CONSULT	\$115,000,000	\$9,915,372	8/16/2018	8/1/2024
FQ18033A	Parsons Transportation Group Inc	CONSULT	\$90,000,000	\$9,464,101	9/24/2018	8/1/2024
FQ18033C	WSP USA Inc.	CONSULT	\$92,950,000	\$172,688	8/15/2018	5/23/2025
FQ18033G	Gannett Fleming Engineers and Architects	CONSULT	\$114,000,000	\$110,000	8/23/2018	8/30/2024

(CIP0142) Rail Vehicle Preventive Maintenance

FY2024 Q4

Initiative Type: Program
 Investment Program: Maintenance/Overhaul
 Investment Category: Railcar and Railcar Facilities

Mode: Rail
 Location: Systemwide

Description

This program supports a portion of the annual preventive maintenance activities of the railcar fleet. The balance of activity is charged to Metro's operating budget.



Expected Outcome

Allows railcars to receive necessary preventive maintenance to maintain the fleet in a state of good repair as measured by the Rail Fleet Reliability performance indicator [FY21 ≥15,000 miles between failure].

Strategic Drivers



Safety



Security



Reliability/SGR

Overall Status

(Programs are ongoing)

Development & Evaluation	○
Implementation & Construction	●
Operations Activation	○

Continuous support of the annual preventive maintenance activities of the railcar fleet.

Budget and Funding (\$ Millions)

FY2024 Current Budget	YTD % Budget Expended
\$70.00	81.1%

FY2024 Funding Sources	YTD Expended
Formula	\$61.92
PRIIA	\$0.00
Other	\$0.00
Federal Subtotal	\$61.92
System Performance	\$0.00
Reimbursable/Other	\$0.00
DC Dedicated Funding	\$0.33
MD Dedicated Funding	\$0.31
VA Non-Restricted Dedicated Funding	\$0.22
VA Restricted Dedicated Funding	\$0.06
Local Subtotal	\$0.92
Debt	\$0.01
Net Accruals	(\$6.07)
Total FY2024 Expenditures	\$56.78

There are no active contracts associated with this CIP

(CIP0143) Bus Vehicle Preventive Maintenance

FY2024 Q4

Initiative Type: Program
 Investment Program: Maintenance/Overhaul
 Investment Category: Bus, Bus Facilities & Paratransit

Mode: Bus
 Location: Systemwide

Description

This program supports a portion of the annual preventive maintenance activities of the Metrobus fleet. The balance of activity is charged to Metro's operating budget.



Expected Outcome

Allows the bus fleet to receive necessary preventive maintenance to maintain the fleet in a state of good repair as measured by the Bus Fleet Reliability performance indicator [FY21 target $\geq 7,000$ miles between failures].

Strategic Drivers



Safety



Security



Reliability/SGR

Overall Status

(Programs are ongoing)

Development & Evaluation	○
Implementation & Construction	●
Operations Activation	○

No activities

Budget and Funding (\$ Millions)

FY2024 Current Budget	YTD % Budget Expended
\$1.00	0.0%

FY2024 Funding Sources	YTD Expended
Formula	\$0.00
PRIIA	\$0.00
Other	\$0.00
Federal Subtotal	\$0.00
System Performance	\$0.00
Reimbursable/Other	\$0.00
DC Dedicated Funding	\$0.00
MD Dedicated Funding	\$0.00
VA Non-Restricted Dedicated Funding	\$0.00
VA Restricted Dedicated Funding	\$0.00
Local Subtotal	\$0.00
Debt	\$0.00
Net Accruals	\$0.00
Total FY2024 Expenditures	\$0.00

There are no active contracts associated with this CIP

(CIP0145) Facility Security Monitoring Equipment Program

FY2024 Q4

Initiative Type: Program
 Investment Program: Station Systems
 Investment Category: Stations and Passenger Facilities

Mode: Systemwide
 Location: Systemwide

Description

This program will provide for the hardening and improvement of security at various rail yards, stations, and facilities by installing closed circuit television (CCTV) surveillance, public address systems, intercoms and additional security measures.



Expected Outcome

Addresses the safety and security of customers and employees through monitoring of the interior and exterior of stations and facilities as measured by the Metrorail customer injury rate performance indicator [FY21 target of ≤1.40 injuries per million passengers] and the rate of crimes against passengers performance indicator [FY21 target of ≤5.3 crimes per million passengers or fewer]. Monitoring deters crime, enables clear communication of public safety notices in rail stations and ensures proper functioning of devices used to request assistance.

Strategic Drivers



Safety



Security



Reliability/SGR

Overall Status

(Programs are ongoing)

Development & Evaluation	●
Implementation & Construction	●
Operations Activation	●

In Q4, the One Badge Phase 2 project progressed to 78% completion. The Anacostia Electronic Security System (ESS) upgrades at the Anacostia Parking Garage were on schedule and 89% complete. Intercom upgrades at Fort Totten, Stadium Armory, and Congress Heights reached 82% completion. End platform camera upgrades were 95% complete, with finalization expected in Q1 FY25.

Budget and Funding (\$ Millions)

FY2024 Current Budget	YTD % Budget Expended
\$18.38	138.8%

FY2024 Funding Sources	YTD Expended
Formula	\$0.00
PRIIA	\$0.00
Other	\$0.00
Federal Subtotal	\$0.00
System Performance	\$0.00
Reimbursable/Other	\$0.00
DC Dedicated Funding	\$5.88
MD Dedicated Funding	\$5.50
VA Non-Restricted Dedicated Funding	\$3.93
VA Restricted Dedicated Funding	\$1.17
Local Subtotal	\$16.48
Debt	\$7.13
Net Accruals	\$1.74
Total FY2024 Expenditures	\$25.35

(CIP0145)**Top 30 Active Contracts by Allocated CIP Value**

Contract Number	Vendor	Activity	Contract Value	Allocated CIP Value	Contract Start Date	Contract Expiration Date
FQ19172M	Mott MacDonald-WSP Joint Venture	ENGINEERING	\$18,000,000	\$3,058,805	10/3/2019	10/3/2024
FQ18185	Schneider Electric Critical Systems, Inc	IT_SOFTWARE_OTH	\$9,871,978	\$4,722,724	6/29/2018	6/30/2025
CSSRP244364	Schneider Electric Critical Systems, Inc	IT_SOFTWARE_OTH	\$0	\$1,020,158	7/1/2024	6/30/2025
CSSRP244124	ADGO Inc	EQUIP_MATL	\$169,940	\$169,940	1/17/2024	1/16/2027
CIT01211282	Copper River Information Technology	EQUIP_MATL	\$22,061,314	\$100,586	7/26/2021	7/31/2024
CQ19104	Dell Marketing LP	IT_HARDWARE_OTH	\$194,300,000	\$39,513	7/23/2019	7/22/2024
FATOC222351 - A	Aldridge Electric Inc	CONSTRUCTION	\$10,000,000	\$2,206,707	2/3/2023	2/2/2028
FATOC222351 - C	James Electrical Control Inc	CONSTRUCTION	\$10,000,000	\$1,760,036	2/2/2023	2/2/2028
FRBIR222275	C3M Power Systems, LLC	CONSTRUCTION	\$108,102,205	\$1,447,405	10/26/2022	10/25/2027
FQ19172A	AECOM, USA, INC.	CONSULT	\$15,000,000	\$1,193,404	10/3/2019	10/3/2024
FQ18033F	DHA/RK&K Joint Venture	CONSULT	\$115,000,000	\$57,804	8/16/2018	8/1/2024
FQ18033G	Gannett Fleming Engineers and Architects	CONSULT	\$114,000,000	\$2,096,000	8/23/2018	8/30/2024

(CIP0150) Support Facility Fire System Rehabilitation

FY2024 Q4

Initiative Type: Program
 Investment Program: Support Equipment/Services
 Investment Category: Business & Operations Support

Mode: Rail
 Location: Systemwide

Description

This project upgrades fire alarm and electronic security systems at support facilities including bus garages, railyards, and administrative buildings.



Expected Outcome

Improves compliance with National Fire Protection Association (NFPA) standards, which will improve the safety of Metro employees, help safeguard Metro assets, and maintain current fire alarm systems in a state of good repair.

Strategic Drivers



Safety



Security



Reliability/SGR

Overall Status

(Programs are ongoing)

Development & Evaluation	○
Implementation & Construction	●
Operations Activation	○

The Four Mile gas detection project continued its progress, with an expected completion in February 2025. The Southern bus garage Fire and Gas Detection Upgrade was cancelled. Third Party Fire Alarm Monitoring Services remained active at 73 locations.

Budget and Funding (\$ Millions)

FY2024 Current Budget	YTD % Budget Expended
\$6.09	66.5%

FY2024 Funding Sources	YTD Expended
Formula	\$0.00
PRIIA	\$1.66
Other	\$0.00
Federal Subtotal	\$1.66
System Performance	\$0.00
Reimbursable/Other	\$0.00
DC Dedicated Funding	\$0.41
MD Dedicated Funding	\$0.38
VA Non-Restricted Dedicated Funding	\$0.27
VA Restricted Dedicated Funding	\$0.08
Local Subtotal	\$1.15
Debt	\$1.37
Net Accruals	(\$0.20)
Total FY2024 Expenditures	\$3.98

(CIP0150)

Top 30 Active Contracts by Allocated CIP Value

Contract Number	Vendor	Activity	Contract Value	Allocated CIP Value	Contract Start Date	Contract Expiration Date
FATOC222351 - C	James Electrical Control Inc	CONSTRUCTION	\$10,000,000	\$1,795,000	2/2/2023	2/2/2028
FATOC222351 - D	Singleton Electric Company Inc	CONSTRUCTION	\$10,000,000	\$455,000	2/3/2023	2/2/2028
FQ18033F	DHA/RK&K Joint Venture	CONSULT	\$115,000,000	\$72,804	8/16/2018	8/1/2024
FQ18033G	Gannett Fleming Engineers and Architects	CONSULT	\$114,000,000	\$1,646,000	8/23/2018	8/30/2024

(CIP0151) Rail Station Cooling Rehabilitation Program

FY2024 Q4

Initiative Type: Program
 Investment Program: Station Systems
 Investment Category: Stations and Passenger Facilities

Mode: Rail
 Location: Systemwide

Description

This program rehabilitates and replaces station cooling system components including, but not limited to, chiller plants, cooling towers, water piping, ventilation systems, air handling units, and ductwork. During the warmer months of the calendar year, Metro operates equipment to cool and circulate the ambient air in parts of the station.



Expected Outcome

Supports customer and employee comfort during hot days.

Strategic Drivers



Safety



Security



Reliability/SGR

Overall Status

(Programs are ongoing)

Development & Evaluation	○
Implementation & Construction	●
Operations Activation	●

In the Chiller Facility Rehabilitation project, advancements were made at Van Ness, Rosslyn, Stadium Armory, and L'Enfant Plaza. Progress continued smoothly, reflecting the ongoing improvements at each location.

Budget and Funding (\$ Millions)

FY2024 Current Budget	YTD % Budget Expended
\$19.99	92.8%

FY2024 Funding Sources	YTD Expended
Formula	\$2.58
PRIIA	\$0.00
Other	\$0.00
Federal Subtotal	\$2.58
System Performance	\$0.00
Reimbursable/Other	\$0.00
DC Dedicated Funding	\$0.05
MD Dedicated Funding	\$0.05
VA Non-Restricted Dedicated Funding	\$0.04
VA Restricted Dedicated Funding	\$0.01
Local Subtotal	\$0.15
Debt	\$15.35
Net Accruals	(\$0.23)
Total FY2024 Expenditures	\$17.84

(CIP0151)

Top 30 Active Contracts by Allocated CIP Value

Contract Number	Vendor	Activity	Contract Value	Allocated CIP Value	Contract Start Date	Contract Expiration Date
FQ19172M	Mott MacDonald-WSP Joint Venture	ENGINEERING	\$50,000,000	\$2,132,623	10/3/2019	10/3/2024
FRBIR222323-KB	Paramount Mechanical Corporation	CONSTRUCTION	\$16,618,301	\$16,618,301	6/14/2023	7/27/2025
FQ18033F	DHA/RK&K Joint Venture	CONSULT	\$115,000,000	\$363,658	8/16/2018	8/1/2024
FQ18033B	HNTB Corporation	CONSULT	\$92,374,562	\$182,411	8/2/2018	8/2/2024
FQ19172G	Gannett Fleming Engineers and Architects	CONSULT	\$70,250,000	\$1,072,189	10/3/2019	10/3/2024
FQ18033G	Gannett Fleming Engineers and Architects	CONSULT	\$114,000,000	\$500,000	8/23/2018	8/30/2024

(CIP0152) Parking Garage and Surface Lot Rehabilitation

FY2024 Q4

Initiative Type: Program
 Investment Program: Platforms & Structures
 Investment Category: Stations and Passenger Facilities

Mode: Rail
 Location: Systemwide

Description

This program will rehabilitate parking facilities including garages and surface lots.



Expected Outcome

Allows parking facilities to be maintained in a state of good repair to prevent property damage, improve the customer experience, improve customer safety as measured by the Metrorail customer injury rate performance indicator [FY21 target of ≤177 injuries]..

Strategic Drivers



Safety



Security



Reliability/SGR

Overall Status

(Programs are ongoing)

Development & Evaluation	●
Implementation & Construction	●
Operations Activation	●

In the fourth quarter, progress continued on the Parking Lot & Surface Rehab Projects. Maintenance activities for CIP0152_01 included power washing, cleaning, and leaf removal. For CIP0152_04, ADA designs were completed for Group 1, with implementation ongoing at Wheaton, Addison Road, and Huntington, expected to finish in early FY25. Group 2 ADA designs are complete, with work at Anacostia and New Carrollton advancing, set for finalization by September 2024. Construction for CIP0152_06 at Shady Grove began with concrete protection and restoration starting at the end of May. for Surface Lots saw the Notice to Proceed issued in June FY24, with construction anticipated to complete in Q2 FY26. The Morgan Blvd project was removed, leaving Vienna, Twinbrook, and Hyattsville as the remaining sites. Additionally, a new project for emergency repairs at Southern Ave garage was initiated.

Budget and Funding (\$ Millions)

FY2024 Current Budget	YTD % Budget Expended
\$15.05	89.7%

FY2024 Funding Sources	YTD Expended
Formula	\$6.94
PRIIA	\$0.00
Other	\$0.00
Federal Subtotal	\$6.94
System Performance	\$0.03
Reimbursable/Other	\$0.00
DC Dedicated Funding	\$1.73
MD Dedicated Funding	\$1.62
VA Non-Restricted Dedicated Funding	\$1.15
VA Restricted Dedicated Funding	\$0.34
Local Subtotal	\$4.87
Debt	\$2.69
Net Accruals	(\$0.94)
Total FY2024 Expenditures	\$13.57

(CIP0152)**Top 30 Active Contracts by Allocated CIP Value**

Contract Number	Vendor	Activity	Contract Value	Allocated CIP Value	Contract Start Date	Contract Expiration Date
FQ19172G	Gannett Fleming Engineers and Architects	ENGINEERING	\$72,500,000	\$680,043	10/3/2019	10/3/2024
FLAND211142	OTAS Inc	3RD_PARTY	\$10,250,584	\$10,250,584	9/15/2021	9/15/2024
FQ18033B	HNTB Corporation	ENGINEERING	\$92,374,562	\$21,419	8/2/2018	8/2/2024
FQ19151R-A	Atlantic Refinishing & Restoration Inc	CONSTRUCTION	\$17,478,208	\$17,095,545	10/11/2021	8/21/2025
FRBIR244135	Potomac Construction Co Inc	CONSTRUCTION	\$6,601,965	\$6,601,965	6/12/2024	10/5/2025
FQ19151R-B	Stillwater Construction Group	CONSTRUCTION	\$6,514,875	\$6,167,568	10/11/2021	8/21/2025
FRBIR244025	Concrete Protection & Restoration Inc.	CONSTRUCTION	\$4,777,119	\$4,777,119	5/8/2024	8/21/2025
FQ18033B	HNTB Corporation	CONSULT	\$106,860,293	\$205,727	8/2/2018	8/2/2024
FQ19172G	Gannett Fleming Engineers and Architects	CONSULT	\$77,000,000	\$257,230	10/3/2019	11/14/2024
FQ18033G	Gannett Fleming Engineers and Architects	CONSULT	\$114,000,000	\$1,567,318	8/23/2018	8/30/2024

(CIP0170) Facility Roof Rehabilitation and Replacement


FY2024 Q4

Initiative Type: Program
 Investment Program: Support Equipment/Services
 Investment Category: Business & Operations Support

Mode: Systemwide
 Location: Systemwide

Description

This program supports facility roof rehabilitation and replacement including the preparation of assessment reports, sampling, removal, and installation of new roofing systems. Metro has over 600 locations that need to be maintained in a state of good repair.



Expected Outcome

Addresses the protection of critical infrastructure, systems, and contents of Metro's buildings and helps prevent potential safety issues.

Strategic Drivers



Safety



Security



Reliability/SGR

Overall Status

(Programs are ongoing)

Development & Evaluation	●
Implementation & Construction	●
Operations Activation	●

In the fourth quarter, progress continued on the roof and skylight replacement projects. The Glenmont Bus Bay Canopy, with a task order value of \$2,392,912, is scheduled for completion on February 24, 2024, with final payment expected by the end of June. For the Miscellaneous Roof Rehab for 14 Locations Phase 7, the completion date is set for July 31, 2024, with a task order value of \$1,915,630. At Greenbelt Yard, the skylight replacement has been extended by 90 days, now expected to complete in October 2024. The Miscellaneous Roof Replacement for 13 MD/DC locations has seen 3 of the 13 locations completed, remaining on track for an October 2024 finish. The New Carrollton Yard Roof Replacement is also set for October completion, with the change order approved and contractor mobilized with materials on-site.

Budget and Funding (\$ Millions)

FY2024 Current Budget	YTD % Budget Expended
\$11.42	101.8%

FY2024 Funding Sources	YTD Expended
Formula	\$1.05
PRIIA	\$0.00
Other	\$0.00
Federal Subtotal	\$1.05
System Performance	\$0.00
Reimbursable/Other	\$0.00
DC Dedicated Funding	\$0.10
MD Dedicated Funding	\$0.09
VA Non-Restricted Dedicated Funding	\$0.07
VA Restricted Dedicated Funding	\$0.02
Local Subtotal	\$0.28
Debt	\$9.97
Net Accruals	\$0.42
Total FY2024 Expenditures	\$11.73

(CIP0170)

Top 30 Active Contracts by Allocated CIP Value

Contract Number	Vendor	Activity	Contract Value	Allocated CIP Value	Contract Start Date	Contract Expiration Date
FQ19021A	DJB Contracting Inc	CONSTRUCTION	\$100,000,000	\$3,887,125	9/30/2019	9/26/2024
FQ19021C	Patuxent Roofing and Contracting, Inc.	CONSTRUCTION	\$23,000,000	\$2,519,350	9/30/2019	9/26/2024
FQ19021B	Harbor Roofing and Contracting Inc	CONSTRUCTION	\$10,000,000	\$134,000	9/30/2019	9/26/2024
FQ19021D	Trumble Construction Inc	CONSTRUCTION	\$4,000,000	\$124,912	9/30/2019	9/26/2024
FQ18033F	DHA/RK&K Joint Venture	CONSULT	\$115,000,000	\$117,820	8/16/2018	8/1/2024
FQ18033I	AECOM-STV JV	CONSULT	\$70,000,000	\$50,000	7/1/2018	6/30/2025
FQ18033G	Gannett Fleming Engineers and Architects	CONSULT	\$114,000,000	\$3,305,783	8/23/2018	8/30/2024

(CIP0185) Escalator Replacement


FY2024 Q4

Initiative Type: Program
 Investment Program: Vertical Transportation
 Investment Category: Stations and Passenger Facilities

Mode: Rail
 Location: Systemwide

Description

This program replaces escalators that have reached the end of their useful life.



Expected Outcome

Maintains escalators in a state of good repair to prevent potential safety issues and preserve availability as measured by the Escalator Availability key performance indicator [FY21 target ≥92%]. In addition, modernized units are as much as 30% more energy efficient than the old units.

Strategic Drivers



Safety



Security



Reliability/SGR

Overall Status

(Programs are ongoing)

Development & Evaluation	●
Implementation & Construction	●
Operations Activation	●

In the fourth quarter of FY24, Metro completed the installation of seven escalator units. These include two units at National Airport, one at Benning Road, one at Twinbrook, one at Deanwood, and two at Fort Totten.

Budget and Funding (\$ Millions)

FY2024 Current Budget	YTD % Budget Expended
\$46.46	99.1%

FY2024 Funding Sources	YTD Expended
Formula	\$0.00
PRIIA	\$15.54
Other	\$0.00
Federal Subtotal	\$15.54
System Performance	\$0.00
Reimbursable/Other	\$0.00
DC Dedicated Funding	\$0.77
MD Dedicated Funding	\$0.72
VA Non-Restricted Dedicated Funding	\$0.52
VA Restricted Dedicated Funding	\$0.15
Local Subtotal	\$2.16
Debt	\$21.33
Net Accruals	\$5.43
Total FY2024 Expenditures	\$44.47

(CIP0185)

Top 30 Active Contracts by Allocated CIP Value

Contract Number	Vendor	Activity	Contract Value	Allocated CIP Value	Contract Start Date	Contract Expiration Date
FQ19172G	Gannett Fleming Engineers and Architects	ENGINEERING	\$75,250,000	\$59,902	10/3/2019	10/3/2024
F20064	Kone Inc	CONSTRUCTION	\$179,413,000	\$179,413,000	12/24/2020	12/23/2027
FRBIR222275	C3M Power Systems, LLC	CONSTRUCTION	\$108,102,205	\$90,568	10/26/2022	10/25/2027
C20147	K&J Safety & Security Consulting	CONSTRUCTION	\$19,773,890	\$75,000	9/30/2020	10/31/2025
FRBIR222275	C3M Power Systems, LLC	CONSULT	\$108,102,205	\$106,602	10/26/2022	10/25/2027

(CIP0197) Support Facility Improvements

FY2024 Q4

Initiative Type: Program
 Investment Program: Support Equipment/Services
 Investment Category: Business & Operations Support

Mode: Systemwide
 Location: Systemwide

Description

This program will provide for the rehabilitation of support facilities to maintain them in a state of good repair.



Expected Outcome

Improves the productivity and satisfaction of Metro employees and improves Metro's ability to recruit and maintain workforce by providing safer and more modern facilities and worker amenities.

Strategic Drivers



Safety



Security



Reliability/SGR

Overall Status

(Programs are ongoing)

Development & Evaluation	●
Implementation & Construction	●
Operations Activation	●

In the fourth quarter, Metro advanced its Non-Revenue Facilities projects with ongoing work to close out punch list items for the Data Center and Dynamometer. Efforts continued on RTU and Humidifier replacements at Good Luck Road. Final design work progressed at Montgomery Bus Garage, Queenstown Road, and Shepherd Parkway.

Budget and Funding (\$ Millions)

FY2024 Current Budget	YTD % Budget Expended
\$9.00	86.0%

FY2024 Funding Sources	YTD Expended
Formula	\$0.00
PRIIA	\$0.00
Other	\$0.00
Federal Subtotal	\$0.00
System Performance	\$0.08
Reimbursable/Other	\$0.00
DC Dedicated Funding	\$0.26
MD Dedicated Funding	\$0.24
VA Non-Restricted Dedicated Funding	\$0.17
VA Restricted Dedicated Funding	\$0.05
Local Subtotal	\$0.81
Debt	\$6.40
Net Accruals	\$0.39
Total FY2024 Expenditures	\$7.60

(CIP0197)

Top 30 Active Contracts by Allocated CIP Value

Contract Number	Vendor	Activity	Contract Value	Allocated CIP Value	Contract Start Date	Contract Expiration Date
CIRPG211139	W M Schlosser Co Inc	CONSTRUCTION	\$9,467,874	\$9,186,210	4/19/2022	7/26/2024
CRBIR233084	M & M Welding & Fabricators Inc	CONSTRUCTION	\$9,893,623	\$910,023	5/30/2023	12/31/2024
FQ18033B	HNTB Corporation	CONSULT	\$92,374,562	\$323,070	8/2/2018	8/2/2024
FQ18033G	Gannett Fleming Engineers and Architects	CONSULT	\$114,000,000	\$343,207	8/23/2018	8/30/2024

(CIP0204) Railcar Rooftop Access Platform

FY2024 Q4

Initiative Type: Project
 Investment Program: Maintenance Facilities
 Investment Category: Railcar and Railcar Facilities

Mode: Rail
 Location: Systemwide

Description

This project installs railcar rooftop access platforms at Alexandria, Brentwood, Shady Grove, Branch Avenue and Greenbelt railyards to allow safe and efficient maintenance of HVAC units on railcars.



Expected Outcome

Provides safe access to the rooftop HVAC units on railcars for maintenance personnel.

Strategic Drivers



Safety



Security



Reliability/SGR

Overall Status

Development & Evaluation	○
Implementation & Construction	○
Operations Activation	●

no activity to report.

Budget and Funding (\$ Millions)

FY2024 Current Budget	YTD % Budget Expended
\$0.36	15.3%

FY2024 Funding Sources	YTD Expended
Formula	\$0.00
PRIIA	\$0.00
Other	\$0.00
Federal Subtotal	\$0.00
System Performance	\$0.01
Reimbursable/Other	\$0.00
DC Dedicated Funding	\$0.02
MD Dedicated Funding	\$0.02
VA Non-Restricted Dedicated Funding	\$0.01
VA Restricted Dedicated Funding	\$0.00
Local Subtotal	\$0.06
Debt	\$0.01
Net Accruals	\$0.00
Total FY2024 Expenditures	\$0.06

(CIP0204)

Top 30 Active Contracts by Allocated CIP Value

Contract Number	Vendor	Activity	Contract Value	Allocated CIP Value	Contract Start Date	Contract Expiration Date
FQ19172G	Gannett Fleming Engineers and Architects	ENGINEERING	\$6,250,000	\$268,232	10/3/2019	10/3/2024
FQ18033G	Gannett Fleming Engineers and Architects	CONSULT	\$114,000,000	\$15,000	8/23/2018	8/30/2024

(CIP0212) Sustainability/Resiliency Program

FY2024 Q4

Initiative Type: Program
 Investment Program: Support Equipment/Services
 Investment Category: Business & Operations Support

Mode: Systemwide
 Location: Systemwide

Description

This program develops and pilots projects to test and evaluate new technology and practices for suitability and performance within Metro operations. Once tested and evaluated by the sustainability team, these new technologies and processes can be rolled out fully across Metro as part of wider capital investments or operational improvements. Projects typically focus on methods to reduce waste, decrease consumption of energy and water, and assess resilience against environmental factors.



Expected Outcome

Identify investments to reduce Metro's energy consumption, improve environmental stewardship, increase Metro's resiliency, and contribute to improved quality of life in the region.

Strategic Drivers



Safety



Security



Reliability/SGR

Overall Status

(Programs are ongoing)

Development & Evaluation	●
Implementation & Construction	●
Operations Activation	●

In the fourth quarter, the Sustainability Office at Metro continued to advance its initiatives. The Customer EV Charging Opportunities Analysis was completed, contributing valuable insights into expanding electric vehicle charging infrastructure. The Decarbonization Strategy progressed, and the Sustainability Lab Investment saw the successful completion of an electric leaf blower test and evaluation, with selected technology for broader operational use. Additionally, under the Energy and Climate Resilience Technical Services Contract, an opportunity identification analysis was conducted. The office also advanced efforts to refine Metro's GHG emissions methodology for the DMV area, scoped and launched GIS mapping of the regional tree canopy, and assessed Metro's walksheds and bikesheds to identify high heat risk areas and potential investment opportunities in tree canopy.

Budget and Funding (\$ Millions)

FY2024 Current Budget	YTD % Budget Expended
\$4.71	58.4%

FY2024 Funding Sources	YTD Expended
Formula	\$0.00
PRIIA	\$0.00
Other	\$0.00
Federal Subtotal	\$0.00
System Performance	\$2.43
Reimbursable/Other	\$0.00
DC Dedicated Funding	(\$0.01)
MD Dedicated Funding	(\$0.01)
VA Non-Restricted Dedicated Funding	(\$0.01)
VA Restricted Dedicated Funding	\$0.00
Local Subtotal	\$2.38
Debt	\$0.40
Net Accruals	(\$0.04)
Total FY2024 Expenditures	\$2.75

(CIP0212)

Top 30 Active Contracts by Allocated CIP Value

Contract Number	Vendor	Activity	Contract Value	Allocated CIP Value	Contract Start Date	Contract Expiration Date
FQ15190B	HNTB Corporation	CONSULT	\$0	\$1,645,231	3/29/2018	1/31/2025
FQ18033I	AECOM-STV JV	CONSULT	\$22,500,000	\$652,873	7/1/2018	6/30/2025
CLAND211254-5C	Jones Lang LaSalle Americas Inc	CONSULT	\$0	\$599,210	11/16/2022	11/15/2027
C20102L	WSP USA Inc.	CONSULT	\$7,948,551	\$544,286	10/1/2020	9/30/2024

(CIP0213) Capital Program Development Support

FY2024 Q4

Initiative Type: Program
 Investment Program: Support Equipment/Services
 Investment Category: Business & Operations Support

Mode: Systemwide
 Location: Systemwide

Description

This program supports resources necessary to perform capital program development, monitoring, reporting, and strategic planning.



Expected Outcome

Improves Metro's ability to plan, evaluate, prioritize, and report on its extensive capital improvement program.

Strategic Drivers



Safety



Security



Reliability/SGR

Overall Status

(Programs are ongoing)

Development & Evaluation	○
Implementation & Construction	●
Operations Activation	○

In the fourth quarter, Metro's Office of Capital Program Performance (OCP) and Office of Capital Financial Management continued their focus on cost reduction, specifically targeting support costs that could be minimized without compromising the delivery of the Capital Program. Investment Reviews were initiated to explore more efficient and cost-effective methods for delivering Capital Projects. Metro managed the FY24 capital program while finalizing the FY25-FY30 six-year capital program budget, which was adopted by the Board. Efforts included enhancing public and internal communications, developing content, templates, and reports, and managing assets. The staff augmentation from AECOM and WSP provided crucial support, including technical assistance, business case development, project support, communication outreach, and grants management.

Budget and Funding (\$ Millions)

FY2024 Current Budget	YTD % Budget Expended
\$28.88	100.0%

FY2024 Funding Sources	YTD Expended
Formula	\$0.00
PRIIA	\$0.00
Other	\$0.00
Federal Subtotal	\$0.00
System Performance	\$9.90
Reimbursable/Other	\$0.00
DC Dedicated Funding	\$4.36
MD Dedicated Funding	\$4.07
VA Non-Restricted Dedicated Funding	\$2.91
VA Restricted Dedicated Funding	\$0.86
Local Subtotal	\$22.10
Debt	\$6.49
Net Accruals	\$0.30
Total FY2024 Expenditures	\$28.89

(CIP0213)

Top 30 Active Contracts by Allocated CIP Value

Contract Number	Vendor	Activity	Contract Value	Allocated CIP Value	Contract Start Date	Contract Expiration Date
CCPPM23008	WSP USA Inc.	CONSULT	\$6,013,766	\$6,013,766	6/9/2023	6/8/2026
FQ15190A	AECOM, USA, INC.	CONSULT	\$30,500,000	\$3,761,156	3/29/2018	3/1/2025
FQ18033F	DHA/RK&K Joint Venture	CONSULT	\$115,000,000	\$866,917	8/16/2018	8/1/2024

(CIP0218) Metrorail Station Improvements

FY2024 Q4

Initiative Type: Program
 Investment Program: Platforms & Structures
 Investment Category: Stations and Passenger Facilities

Mode: Rail
 Location: Systemwide

Description

This program supports rehabilitation of station components throughout the system including shaft repairs, entry gates, flooring, and other components and amenities.



Expected Outcome

Improves safety and customer experience by modernizing and maintaining Metrorail station infrastructure and systems in a state of good repair as measured by the Metrorail customer injury rate performance indicator [FY21 target of ≤177 injuries]. Prevents crime and increases the security of employees and customers by ensuring station entry gates are functional.

Strategic Drivers



Safety



Security



Reliability/SGR

Overall Status

(Programs are ongoing)

Development & Evaluation	●
Implementation & Construction	●
Operations Activation	

In the fourth quarter, Metro successfully completed all six design packages, which have now been handed over to the Metropolitan Area Transit Operations Committee (MATOC). The first seven locations for initial implementation have been selected, including Gallery Place, Smithsonian, L'Enfant Plaza, Waterfront, Clarendon, Columbia Heights, and Congress Heights, with a focus on 12 entrances. Field execution for these sites is scheduled to span 104 days in FY25. Concurrently, cost savings meetings are concluding as financial discussions with the Planning, Program Development, and Sustainability (PDDS) department progress towards finalizing funding strategies.

Budget and Funding (\$ Millions)

FY2024 Current Budget	YTD % Budget Expended
\$1.90	50.5%

FY2024 Funding Sources	YTD Expended
Formula	\$0.00
PRIIA	\$0.00
Other	\$0.00
Federal Subtotal	\$0.00
System Performance	\$0.00
Reimbursable/Other	\$0.00
DC Dedicated Funding	\$0.04
MD Dedicated Funding	\$0.03
VA Non-Restricted Dedicated Funding	\$0.02
VA Restricted Dedicated Funding	\$0.01
Local Subtotal	\$0.10
Debt	\$1.03
Net Accruals	(\$0.17)
Total FY2024 Expenditures	\$0.96

(CIP0218)

Top 30 Active Contracts by Allocated CIP Value

Contract Number	Vendor	Activity	Contract Value	Allocated CIP Value	Contract Start Date	Contract Expiration Date
FQ19172Q	CSI Engineering P C	ENGINEERING	\$1,400,000	\$867,271	10/3/2019	1/29/2025
FQ19172Q	CSI Engineering P C	CONSULT	\$6,588,000	\$458,903	10/3/2019	1/29/2025
FQ18033G	Gannett Fleming Engineers and Architects	CONSULT	\$114,000,000	\$208,390	8/23/2018	8/30/2024

(CIP0219) Rail Station Lighting Improvements

FY2024 Q4

Initiative Type: Program
 Investment Program: Station Systems
 Investment Category: Stations and Passenger Facilities

Mode: Rail
 Location: Systemwide

Description

This program improves the lighting and illumination levels within rail stations, including mezzanines, lower level platforms and track beds of Metrorail stations. In addition, exterior lighting as customers access the stations including station pathways and bus loops, are also replaced through this program.



Expected Outcome

Provides lighting to improve customer and employee safety and security as measured by the Metrorail customer injury rate performance indicator [FY21 target of ≤177 injuries], and the rate of crimes against passengers performance indicator [FY21 target of ≤840 crimes]. In addition, newer lights are more efficient and reduce Metro's energy consumption.

Strategic Drivers



Safety



Security



Reliability/SGR

Overall Status

(Programs are ongoing)

Development & Evaluation	○
Implementation & Construction	●
Operations Activation	●

In the fourth quarter, Metro made progress on its lighting improvement projects. The platform edge lighting initiative concluded with the completion of 16 RSA events, covering 20 stations and 3 single tracks. Additionally, the site lighting replacement at Takoma was finalized. Preparations are underway to begin design work for Phase 2A and Phase 2B of the lighting projects.

Budget and Funding (\$ Millions)

FY2024 Current Budget	YTD % Budget Expended
\$34.98	93.3%

FY2024 Funding Sources	YTD Expended
Formula	\$0.00
PRIIA	\$0.00
Other	\$0.00
Federal Subtotal	\$0.00
System Performance	\$0.00
Reimbursable/Other	\$0.00
DC Dedicated Funding	\$4.81
MD Dedicated Funding	\$4.50
VA Non-Restricted Dedicated Funding	\$3.21
VA Restricted Dedicated Funding	\$0.95
Local Subtotal	\$13.47
Debt	\$18.24
Net Accruals	(\$0.21)
Total FY2024 Expenditures	\$31.50

(CIP0219)

Top 30 Active Contracts by Allocated CIP Value

Contract Number	Vendor	Activity	Contract Value	Allocated CIP Value	Contract Start Date	Contract Expiration Date
FQ19172Q	CSI Engineering P C	ENGINEERING	\$6,588,000	\$650,308	10/3/2019	1/29/2025
FRSMP222122	Aldridge Electric Inc	CONSTRUCTION	\$50,925,333	\$50,665,333	2/7/2023	2/28/2026
FATOC222351 - A	Aldridge Electric Inc	CONSTRUCTION	\$10,000,000	\$239,383	2/3/2023	2/2/2028
FQ18033F	DHA/RK&K Joint Venture	CONSULT	\$115,000,000	\$2,625,385	8/16/2018	8/1/2024
FQ18033G	Gannett Fleming Engineers and Architects	CONSULT	\$114,000,000	\$534,251	8/23/2018	8/30/2024

(CIP0220) Bus Planning Studies Program

FY2024 Q4

Initiative Type: Program
 Investment Program: Passenger Facilities/Systems
 Investment Category: Bus, Bus Facilities & Paratransit

Mode: Bus
 Location: Systemwide

Description

This program advances Metrobus planning studies necessary to sustain the network of services and facilities. Efforts focus on service plans, customer information, facilities management, bus stop accessibility, transit operations, traffic management and service delivery.



Expected Outcome

Optimizes bus service levels and delivery by Metro and other bus services across the region.

Strategic Drivers



Safety



Security



Reliability/SGR

Overall Status

(Programs are ongoing)

Development & Evaluation	●
Implementation & Construction	●
Operations Activation	●

In the fourth quarter, progress continued on the Bus Ops Facilities Study project, with ongoing consulting work. No new studies are anticipated at this time, pending the commencement of the Better Bus Project.

Budget and Funding (\$ Millions)

FY2024 Current Budget	YTD % Budget Expended
\$1.25	11.7%

FY2024 Funding Sources	YTD Expended
Formula	\$0.00
PRIIA	\$0.00
Other	\$0.00
Federal Subtotal	\$0.00
System Performance	\$0.06
Reimbursable/Other	\$0.00
DC Dedicated Funding	\$0.00
MD Dedicated Funding	\$0.00
VA Non-Restricted Dedicated Funding	\$0.00
VA Restricted Dedicated Funding	\$0.00
Local Subtotal	\$0.06
Debt	\$0.09
Net Accruals	\$0.00
Total FY2024 Expenditures	\$0.15

(CIP0220)

Top 30 Active Contracts by Allocated CIP Value

Contract Number	Vendor	Activity	Contract Value	Allocated CIP Value	Contract Start Date	Contract Expiration Date
CPLAN222056-KJC	Via Transportation Inc	CONSULT	\$736,095	\$245,365	4/25/2022	4/24/2025

(CIP0221) Bus Customer Facility Improvements

FY2024 Q4

Initiative Type: Program
 Investment Program: Passenger Facilities/Systems
 Investment Category: Bus, Bus Facilities & Paratransit

Mode: Bus
 Location: Systemwide

Description

This program upgrades Metrobus facilities and amenities to achieve and maintain a state of good repair and improve delivery of customer information.



Expected Outcome

Provides more comfortable bus shelters and improves compliance with ADA guidelines. Improves customer communication and information through proper signage, maps and schedules for riders to clearly see bus stops and bus route timetables resulting in improved bus customer satisfaction.

Strategic Drivers



Safety



Security



Reliability/SGR

Overall Status

(Programs are ongoing)

Development & Evaluation	●
Implementation & Construction	●
Operations Activation	●

In the fourth quarter, progress on the Customer Electronic Information Displays project included the delivery of 34 LED and 15 ePaper signs, with installation in progress. The Bus Shelter design/build project saw the receipt of 33 shelters, with ongoing field construction. Notably, the shelter replacement at Fort Totten was completed, installing 11 shelters, and 4 of the 10 planned shelters at Brookland-CUA were finished. Installation continued at Brookland-CUA, with 6 remaining shelters to be completed.

Budget and Funding (\$ Millions)

FY2024 Current Budget	YTD % Budget Expended
\$9.01	81.0%

FY2024 Funding Sources	YTD Expended
Formula	\$2.48
PRIIA	\$0.00
Other	\$0.00
Federal Subtotal	\$2.48
System Performance	\$0.00
Reimbursable/Other	\$0.00
DC Dedicated Funding	\$0.24
MD Dedicated Funding	\$0.22
VA Non-Restricted Dedicated Funding	\$0.16
VA Restricted Dedicated Funding	\$0.05
Local Subtotal	\$0.67
Debt	\$4.10
Net Accruals	\$0.07
Total FY2024 Expenditures	\$7.32

(CIP0221)**Top 30 Active Contracts by Allocated CIP Value**

Contract Number	Vendor	Activity	Contract Value	Allocated CIP Value	Contract Start Date	Contract Expiration Date
CCSCM211074	Sharp And Company	3RD_PARTY	\$20,000,000	\$407,292	5/17/2021	5/17/2025
FQ19273D	ADP Consultants, Inc.	CONSTRUCTION	\$5,139,218	\$36,911	3/27/2020	3/25/2025
FQ19273C	Wycliffe Technologies, Inc.	CONSTRUCTION	\$320,000	\$32,961	3/27/2020	3/26/2025
FQ19172Q	CSI Engineering P C	CONSULT	\$500,000	\$436,266	10/3/2019	10/3/2024
FQ18033B	HNTB Corporation	CONSULT	\$92,374,562	\$214,189	8/2/2018	8/2/2024
FQ18033F	DHA/RK&K Joint Venture	CONSULT	\$115,000,000	\$72,804	8/16/2018	8/1/2024
FQ18033I	AECOM-STV JV	CONSULT	\$70,000,000	\$50,000	7/1/2018	6/30/2025
FQ18033G	Gannett Fleming Engineers and Architects	CONSULT	\$114,000,000	\$1,316,000	8/23/2018	8/30/2024

(CIP0225) Heavy Repair and Overhaul Facility

FY2024 Q4

Initiative Type: Project
 Investment Program: Maintenance Facilities
 Investment Category: Railcar and Railcar Facilities

Mode: Rail
 Location: Maryland

Description

This project constructs a new Heavy Repair and Overhaul (HRO) Facility in Landover, MD. This will consolidate railcar overhaul functions into a dedicated facility. Currently, railcar rehabilitation and overhaul functions are split between Brentwood and Greenbelt Rail Yards.



Expected Outcome

Improves the efficiency of railcar maintenance by consolidating overhaul operations into one facility. Also provides workers with a modern facility and shop equipment.

Strategic Drivers



Safety



Security



Reliability/SGR

Overall Status

Development & Evaluation	●
Implementation & Construction	●
Operations Activation	○

Following the termination of the Design Build Contract in December 2023, the close-out process continued in Q4. This included the collection of all deliverables, integration into Procore, preparation, and negotiation of a financial close-out agreement, and compilation of contractual close-out documentation. The value engineering exercise to assess the feasibility of reusing existing warehouses for the HRO project was finalized. This led to a package of drawings and equipment listings, which were priced by both the on-call consultant and the PMCM consultant.

Budget and Funding (\$ Millions)

FY2024 Current Budget	YTD % Budget Expended
\$5.97	84.6%

FY2024 Funding Sources	YTD Expended
Formula	\$3.15
PRIIA	\$0.00
Other	\$0.00
Federal Subtotal	\$3.15
System Performance	\$0.00
Reimbursable/Other	\$0.00
DC Dedicated Funding	\$0.06
MD Dedicated Funding	\$0.05
VA Non-Restricted Dedicated Funding	\$0.04
VA Restricted Dedicated Funding	\$0.01
Local Subtotal	\$0.16
Debt	\$1.28
Net Accruals	\$0.81
Total FY2024 Expenditures	\$5.41

(CIP0225)**Top 30 Active Contracts by Allocated CIP Value**

Contract Number	Vendor	Activity	Contract Value	Allocated CIP Value	Contract Start Date	Contract Expiration Date
FQ19172L	Johnson Mirmiran & Thompson Inc	ENGINEERING	\$5,000,000	\$636,361	10/3/2019	10/3/2024
FQ19172M	Mott MacDonald-WSP Joint Venture	ENGINEERING	\$50,000,000	\$365,938	10/3/2019	10/3/2024
FQ18033B	HNTB Corporation	ENGINEERING	\$92,374,562	\$64,257	8/2/2018	8/2/2024
C20147	K&J Safety & Security Consulting	CONSTRUCTION	\$19,773,890	\$120,000	9/30/2020	10/31/2025
FQ18033C	WSP USA Inc.	CONSULT	\$92,950,000	\$1,435,355	8/15/2018	5/23/2025
FQ18033G	Gannett Fleming Engineers and Architects	CONSULT	\$114,000,000	\$210,000	8/23/2018	8/30/2024

(CIP0231) Good Luck Road Facility

FY2024 Q4

Initiative Type: Project

Mode: Systemwide

Investment Program:

Location:

Investment Category:

Description



Expected Outcome

Strategic Drivers



Safety



Security



Reliability/SGR

Overall Status

Development & Evaluation	<input type="radio"/>
Implementation & Construction	<input type="radio"/>
Operations Activation	<input type="radio"/>

no ongoing/active tasks

Budget and Funding (\$ Millions)

FY2024 Current Budget	YTD % Budget Expended
\$0.00	0.0%

FY2024 Funding Sources	YTD Expended
Formula	\$0.00
PRIIA	\$0.00
Other	\$0.00
Federal Subtotal	\$0.00
System Performance	\$0.00
Reimbursable/Other	\$0.00
DC Dedicated Funding	\$0.00
MD Dedicated Funding	\$0.00
VA Non-Restricted Dedicated Funding	\$0.00
VA Restricted Dedicated Funding	\$0.00
Local Subtotal	\$0.00
Debt	\$0.00
Net Accruals	(\$0.09)
Total FY2024 Expenditures	(\$0.09)

(CIP0231)

Top 30 Active Contracts by Allocated CIP Value

Contract Number	Vendor	Activity	Contract Value	Allocated CIP Value	Contract Start Date	Contract Expiration Date
FQ16036-G	FH Paschen SN Nielsen & Associates LLC	CONSTRUCTION	\$6,000,000	\$6,268	10/15/2018	7/1/2024
FQ18033G	Gannett Fleming Engineers and Architects	CONSULT	\$114,000,000	\$416,685	8/23/2018	8/30/2024

(CIP0241) Flood Resiliency Infrastructure Upgrades

FY2024 Q4

Initiative Type: Project
 Investment Program: Station Systems
 Investment Category: Stations and Passenger Facilities

Mode: Rail
 Location: Systemwide

Description

Since the opening of the first Metro line over 40 years ago, changes in local development, aging of the system, updates in design guidelines and criteria, and the effects of extreme weather events have led to flooding vulnerabilities in the system. This project will assess and construct mitigations to protect stations from flood waters entering into the rail system.



Expected Outcome

Reduces disruption to revenue service and increases passenger safety. Mitigates risk of fire, smoke, and other incidents caused by water intrusion into Metrorail tunnels and stations. Measured by the following performance indicators: Rail Infrastructure Availability performance indicator [FY21 target ≤7.9% of track under performance restrictions] and fire incidents performance indicator [FY21 target of ≤ 66 incidents annually]. Protects infrastructure and equipment, reducing frequency and cost of repairs and replacements.

Strategic Drivers



Safety



Security



Reliability/SGR

Overall Status

Development & Evaluation	○
Implementation & Construction	○
Operations Activation	○

The Phase II design for flood resiliency upgrades at 10 locations is near 100% completion. Nine of the locations have been finalized, with only Riggs Road pending due to CSX implications. This last location is expected to be completed in early FY25.

Budget and Funding (\$ Millions)

FY2024 Current Budget	YTD % Budget Expended
\$1.13	100.5%

FY2024 Funding Sources	YTD Expended
Formula	\$0.00
PRIIA	\$0.00
Other	\$0.00
Federal Subtotal	\$0.00
System Performance	\$0.00
Reimbursable/Other	\$0.00
DC Dedicated Funding	\$0.34
MD Dedicated Funding	\$0.32
VA Non-Restricted Dedicated Funding	\$0.23
VA Restricted Dedicated Funding	\$0.07
Local Subtotal	\$0.96
Debt	\$0.12
Net Accruals	\$0.06
Total FY2024 Expenditures	\$1.13

(CIP0241)

Top 30 Active Contracts by Allocated CIP Value

Contract Number	Vendor	Activity	Contract Value	Allocated CIP Value	Contract Start Date	Contract Expiration Date
FQ19172D	Jacobs Engineering Group Inc	ENGINEERING	\$3,500,000	\$958,890	10/3/2019	10/3/2024
FQ19172M	Mott MacDonald-WSP Joint Venture	ENGINEERING	\$51,000,000	\$879,354	10/3/2019	10/3/2024
FQ18033I	AECOM-STV JV	CONSULT	\$40,000,000	\$1,244,170	7/1/2018	6/30/2025

(CIP0242) Rail System Drainage Rehabilitation Program

FY2024 Q4

Initiative Type: Program
 Investment Program: Station Systems
 Investment Category: Stations and Passenger Facilities

Mode: Rail
 Location: Systemwide

Description

This program replaces and improves drainage pumping stations that have exceeded their lifecycle throughout the Metrorail system and supports implementation of flood resiliency improvements.



Expected Outcome

Reduces disruption to revenue service and mitigates some of the risk of fire, smoke, and other incidents caused by excess water collecting within Metrorail tunnels and stations as measured by the Rail Infrastructure Availability performance indicator [FY21 target ≤7.9% of track under performance restrictions]. Protects Metro infrastructure and equipment which reduces the frequency and cost of repairs and replacements and helps prevent potential safety issues.

Strategic Drivers



Safety



Security



Reliability/SGR

Overall Status

(Programs are ongoing)

Development & Evaluation	○
Implementation & Construction	●
Operations Activation	○

In Q4, progress was made across several locations. At Metro Center, fiber optics testing and site Substantial Completion Inspection (SCI) were successfully completed. Remediation work for outstanding SCI items is underway at Federal Triangle, Wheaton, Silver Spring, and Medical Center. At L'Enfant Plaza, the temporary discharge system was commissioned, and the demolition of the existing discharge system was completed, with the installation of a new Drainage Pumping Station (DPS) system now in progress. Glenmont saw the installation of a temporary pumping system, with demolition of the existing system ongoing. Construction continues for new DPS systems at Medical Center, L'Enfant Plaza, and Glenmont, while temporary DPS remediation work has been completed at Van Ness and Judiciary Square. Additionally, a project was awarded for temporary DPS work at Bethesda-Friendship and Seminary Place-Forest Glen, with the Notice to Proceed (NTP) pending issuance.

Budget and Funding (\$ Millions)

FY2024 Current Budget	YTD % Budget Expended
\$15.10	112.2%

FY2024 Funding Sources	YTD Expended
Formula	\$0.00
PRIIA	\$0.00
Other	\$0.00
Federal Subtotal	\$0.00
System Performance	\$0.07
Reimbursable/Other	\$0.00
DC Dedicated Funding	\$0.10
MD Dedicated Funding	\$0.09
VA Non-Restricted Dedicated Funding	\$0.07
VA Restricted Dedicated Funding	\$0.02
Local Subtotal	\$0.34
Debt	\$15.08
Net Accruals	\$1.06
Total FY2024 Expenditures	\$16.49

(CIP0242)

Top 30 Active Contracts by Allocated CIP Value

Contract Number	Vendor	Activity	Contract Value	Allocated CIP Value	Contract Start Date	Contract Expiration Date
FIRPG211167	M & M Welding & Fabricators Inc	CONSTRUCTION	\$26,800,200	\$15,985,682	9/24/2021	9/23/2024
FQ16036-G	FH Paschen SN Nielsen & Associates LLC	CONSTRUCTION	\$6,000,000	\$5,942	10/15/2018	8/31/2024
FQ18033F	DHA/RK&K Joint Venture	CONSULT	\$115,000,000	\$150,000	8/16/2018	8/1/2024
FQ18033G	Gannett Fleming Engineers and Architects	CONSULT	\$114,000,000	\$223,340	8/23/2018	8/30/2024

(CIP0246) General Engineering

FY2024 Q4

Initiative Type: Program
 Investment Program: Fixed Rail
 Investment Category: Track and Structures Rehabilitation

Mode: Rail
 Location: Systemwide

Description

This program provides general engineering support services for the development of architectural and engineering concept designs to help define the capital projects and address needs that may not be captured as part of other larger capital initiatives. This program helps resolve priority issues identified by Metro's engineers.



Expected Outcome

Develops engineering solutions for maintenance and improvement needs that could lead to a capital investment.

Strategic Drivers



Safety



Security



Reliability/SGR

Overall Status

(Programs are ongoing)

Development & Evaluation	○
Implementation & Construction	●
Operations Activation	○

WMATA maintained its reliance on staff augmentation support in several essential areas, including Building Information Modeling (BIM), securing trestle demolition permits for the Office of Design and Construction, and providing on-call general structural support. This support played a crucial role in identifying and addressing engineering needs, developing solutions for maintenance and improvement projects, and potentially guiding future capital investments. The ongoing use of staff augmentation highlights WMATA's commitment to enhancing the effectiveness and efficiency of its engineering initiatives.

Budget and Funding (\$ Millions)

FY2024 Current Budget	YTD % Budget Expended
\$21.50	100.1%

FY2024 Funding Sources	YTD Expended
Formula	\$0.00
PRIIA	\$0.00
Other	\$0.00
Federal Subtotal	\$0.00
System Performance	\$20.58
Reimbursable/Other	\$0.00
DC Dedicated Funding	\$0.03
MD Dedicated Funding	\$0.03
VA Non-Restricted Dedicated Funding	\$0.02
VA Restricted Dedicated Funding	\$0.01
Local Subtotal	\$20.68
Debt	\$2.90
Net Accruals	(\$2.07)
Total FY2024 Expenditures	\$21.51

(CIP0246)**Top 30 Active Contracts by Allocated CIP Value**

Contract Number	Vendor	Activity	Contract Value	Allocated CIP Value	Contract Start Date	Contract Expiration Date
FQ19172G	Gannett Fleming Engineers and Architects	ENGINEERING	\$78,300,000	\$7,188,103	10/3/2019	11/14/2024
FQ19172M	Mott MacDonald-WSP Joint Venture	ENGINEERING	\$50,000,000	\$1,610,669	10/3/2019	10/3/2024
FQ19172KGP	KGP Design Studio LLC	ENGINEERING	\$300,000	\$289,596	10/3/2019	10/3/2024
FQ19172R	KGP Design Studio LLC.	ENGINEERING	\$300,000	\$236,881	10/3/2019	10/3/2024
FQ18033I	AECOM-STV JV	ENGINEERING	\$58,000,000	\$2,594,036	7/1/2018	6/30/2025
CENGA233083	IHS Global Inc	IT_SOFTWARE_OTH	\$145,872	\$152,665	12/2/2022	12/11/2024
FQ18033A	Parsons Transportation Group Inc	CONSULT	\$90,000,000	\$4,155,740	9/24/2018	8/1/2024
FQ18033F	DHA/RK&K Joint Venture	CONSULT	\$115,000,000	\$513,349	8/16/2018	8/1/2024
FQ18033I	AECOM-STV JV	CONSULT	\$40,000,000	\$497,391	7/1/2018	6/30/2025
FQ18033C	WSP USA Inc.	CONSULT	\$92,950,000	\$436,828	8/15/2018	5/23/2025
FQ19172G	Gannett Fleming Engineers and Architects	CONSULT	\$75,000,000	\$45,500	10/3/2019	10/3/2024
FQ18033G	Gannett Fleming Engineers and Architects	CONSULT	\$114,000,000	\$40,000	8/23/2018	8/30/2024

(CIP0247) Emergency Construction and Emerging Needs Program

FY2024 Q4

Initiative Type: Program
 Investment Program: Fixed Rail
 Investment Category: Track and Structures Rehabilitation

Mode: Rail
 Location: Systemwide

Description

This program supports emergent and emergency needs that arise across the system beyond the scope of other established capital investments.



Expected Outcome

Resolves emergency and emergent issues that impact Metro service and reliability.

Strategic Drivers



Safety



Security



Reliability/SGR

Overall Status

(Programs are ongoing)

Development & Evaluation	○
Implementation & Construction	●
Operations Activation	●

No ongoing/active tasks. Monthly forecasts are placeholders.

Budget and Funding (\$ Millions)

FY2024 Current Budget	YTD % Budget Expended
\$161.48	2.0%

FY2024 Funding Sources	YTD Expended
Formula	\$0.00
PRIIA	\$0.00
Other	\$0.00
Federal Subtotal	\$0.00
System Performance	\$0.00
Reimbursable/Other	\$0.00
DC Dedicated Funding	\$0.11
MD Dedicated Funding	\$0.11
VA Non-Restricted Dedicated Funding	\$0.08
VA Restricted Dedicated Funding	\$0.02
Local Subtotal	\$0.32
Debt	\$2.98
Net Accruals	\$0.00
Total FY2024 Expenditures	\$3.29

(CIP0247)**Top 30 Active Contracts by Allocated CIP Value**

Contract Number	Vendor	Activity	Contract Value	Allocated CIP Value	Contract Start Date	Contract Expiration Date
FQ16036-G	FH Paschen SN Nielsen & Associates LLC	CONSTRUCTION	\$6,000,000	\$881,648	10/15/2018	7/1/2024
FQ19273A	Consolidated Construction & Engineering	CONSTRUCTION	\$660,000	\$169,430	3/27/2020	3/26/2025
FQ19273D	ADP Consultants, Inc.	CONSTRUCTION	\$5,139,218	\$99,450	3/27/2020	3/25/2025
FQ19273C	Wycliffe Technologies, Inc.	CONSTRUCTION	\$320,000	\$87,820	3/27/2020	3/26/2025
FQ18033F	DHA/RK&K Joint Venture	CONSULT	\$115,000,000	\$195,624	8/16/2018	8/1/2024
FQ18033I	AECOM-STV JV	CONSULT	\$70,000,000	\$50,000	7/1/2018	6/30/2025
FQ18033G	Gannett Fleming Engineers and Architects	CONSULT	\$114,000,000	\$2,741,183	8/23/2018	8/30/2024

(CIP0251) Automatic Train Control State of Good Repair

FY2024 Q4

Initiative Type: Program
 Investment Program: Signals & Communications
 Investment Category: Rail Systems

Mode: Rail
 Location: Systemwide

Description

This program replaces aging Automatic Train Control (ATC) systems, Train Control Room (TCR) infrastructure and wayside equipment. Obsolete and failing equipment must be replaced at intervals ranging from 20 to 40 years.



Expected Outcome

Increases the safety of Metrorail operations and provides reliable signal operation to minimize disruptions to rail service as measured by the Rail Infrastructure Availability performance indicator [FY21 target ≤7.9% of track under performance restrictions] and the Metrorail customer injury rate performance indicator [FY21 target of ≤177 customer injuries] and prevent potential safety issues.

Strategic Drivers



Safety



Security



Reliability/SGR

Overall Status

(Programs are ongoing)

Development & Evaluation	○
Implementation & Construction	●
Operations Activation	●

In the fourth quarter, the Automatic Train Control State of Good Repair Program focused on critical infrastructure improvements. Six switch machines, 25 cables, and seven high-current bonds were successfully replaced. Cable meggering and insulation testing were conducted at eight locations. The contractor continued to issue submittals for review and approval, with current design tasks scheduled to proceed until Fall FY25. Construction activities, initially planned for this fiscal year, have been rescheduled to begin in Fall FY25. The Grade of Automation Level 2 Project made notable progress with the completion of Red Line Integrated Testing for Automatic Door Operation (ADO), achieving zero safety issues. Integrated Testing for Automatic Train Operation (ATO) on the Red Line passed all safety-critical milestones. The project is now on track to complete ATO testing in Q1 FY2025, with the return to ATO on the Red Line expected in Q2 FY2025. This revised timeline reflects enhanced coordination on rule updates and additional time for testing. The project team has synchronized training with service delivery to prevent service disruptions.

Budget and Funding (\$ Millions)

FY2024 Current Budget	YTD % Budget Expended
\$75.98	95.1%

FY2024 Funding Sources	YTD Expended
Formula	\$0.00
PRIIA	\$27.67
Other	\$0.00
Federal Subtotal	\$27.67
System Performance	\$2.11
Reimbursable/Other	\$0.00
DC Dedicated Funding	\$1.76
MD Dedicated Funding	\$1.65
VA Non-Restricted Dedicated Funding	\$1.18
VA Restricted Dedicated Funding	\$0.35
Local Subtotal	\$7.04
Debt	\$32.56
Net Accruals	\$3.53
Total FY2024 Expenditures	\$70.80

(CIP0251)**Top 30 Active Contracts by Allocated CIP Value**

Contract Number	Vendor	Activity	Contract Value	Allocated CIP Value	Contract Start Date	Contract Expiration Date
FQ19172M	Mott MacDonald-WSP Joint Venture	ENGINEERING	\$61,000,000	\$1,517,096	10/3/2019	10/3/2024
C20088A	Transportation Management Service Inc	BUS_BRIDGES	\$101,899,120	\$3,040,769	2/3/2020	2/2/2025
CQ19104	Dell Marketing LP	IT_HARDWARE_OTH	\$194,300,000	\$633,326	7/23/2019	7/22/2024
C20113	Transportation Management Service Inc	BUS_BRIDGES	\$35,336,922	\$381,765	5/22/2020	5/21/2025
FQ19093 (A)	Anixter Wire And Cable	EQUIP_MATL	\$0	\$192,315	8/30/2019	8/29/2024
CQ19104	Dell Marketing LP	IT_SOFTWARE_OTH	\$194,300,000	\$16,064	7/23/2019	7/22/2024
FCPDO211114	Mass Electric Construction Co	CONSTRUCTION	\$149,050,767	\$149,050,767	8/15/2022	12/31/2026
FSSRP222180	HITACHI Rail STS USA, Inc.	CONSTRUCTION	\$3,219,810	\$3,219,810	5/9/2022	5/8/2027
FRBIR222275	C3M Power Systems, LLC	CONSTRUCTION	\$108,102,205	\$1,974,109	10/26/2022	10/25/2027
C20147	K&J Safety & Security Consulting	CONSTRUCTION	\$19,773,890	\$195,000	9/30/2020	10/31/2025
FQ18033C	WSP USA Inc.	CONSULT	\$92,950,000	\$6,780,847	8/15/2018	5/23/2025
FQ19172M	Mott MacDonald-WSP Joint Venture	CONSULT	\$55,100,000	\$1,746,359	10/3/2019	10/3/2024
FQ18033F	DHA/RK&K Joint Venture	CONSULT	\$112,802,000	\$400,329	8/16/2018	8/1/2024
FQ18033A	Parsons Transportation Group Inc	CONSULT	\$90,000,000	\$260,165	9/24/2018	8/1/2024
FQ18033I	AECOM-STV JV	CONSULT	\$71,000,000	\$194,411	7/1/2018	6/30/2025
CRAIL21004	Net Consulting Group Inc	CONSULT	\$3,300,000	\$140,000	7/6/2021	7/14/2025
FQ19172G	Gannett Fleming Engineers and Architects	CONSULT	\$76,750,000	\$1,098,736	10/3/2019	11/14/2024
FQ18033G	Gannett Fleming Engineers and Architects	CONSULT	\$114,000,000	\$1,821,026	8/23/2018	8/30/2024

(CIP0252) Low Voltage Power State of Good Repair

FY2024 Q4

Initiative Type: Program
 Investment Program: Station Systems
 Investment Category: Stations and Passenger Facilities

Mode: Rail
 Location: Systemwide

Description

This program replaces low voltage power systems, improves various power components, and maintains existing low voltage power systems in a state of good repair.



Expected Outcome

Maintains the reliability of systems that support service by keeping the infrastructure that provides power to station lighting, HVAC, elevators and escalators, train control and communication systems, drainage pumping stations, and other Metrorail station infrastructure in a state of good repair.

Strategic Drivers



Safety



Security



Reliability/SGR

Overall Status

(Programs are ongoing)

Development & Evaluation	●
Implementation & Construction	●
Operations Activation	●

In the fourth quarter, the Low Voltage Power Rehab projects at WMATA saw continued advancements. Takoma's AC1 and AC2, L'Enfant Plaza's AC2, and Anacostia's AC1 were successfully re-energized. Construction began on Anacostia's AC2, Addison Road's AC1, and L'Enfant Plaza's AC1. Preparations for the AC switchgear room rehabilitation at Foggy Bottom and Arlington Cemetery advanced, with the procurement package in preparation.

Budget and Funding (\$ Millions)

FY2024 Current Budget	YTD % Budget Expended
\$60.02	93.2%

FY2024 Funding Sources	YTD Expended
Formula	\$6.43
PRIIA	\$0.00
Other	\$0.00
Federal Subtotal	\$6.43
System Performance	\$0.25
Reimbursable/Other	\$0.00
DC Dedicated Funding	\$0.34
MD Dedicated Funding	\$0.32
VA Non-Restricted Dedicated Funding	\$0.23
VA Restricted Dedicated Funding	\$0.07
Local Subtotal	\$1.20
Debt	\$43.21
Net Accruals	\$4.72
Total FY2024 Expenditures	\$55.55

(CIP0252)**Top 30 Active Contracts by Allocated CIP Value**

Contract Number	Vendor	Activity	Contract Value	Allocated CIP Value	Contract Start Date	Contract Expiration Date
FQ19172M	Mott MacDonald-WSP Joint Venture	ENGINEERING	\$61,000,000	\$189,380	10/3/2019	11/14/2024
FTRPM244231	BAE Batteries USA	EQUIP_MATL	\$277,520	\$277,520	5/1/2024	4/30/2025
CRAIL211020	MEI Rigging & Crating LLC	EQUIP_MATL	\$1,392,656	\$246,682	12/8/2020	12/7/2024
CQ19104	Dell Marketing LP	IT_HARDWARE_OTH	\$194,300,000	\$45,298	7/23/2019	7/22/2024
FRBIR233208	C3M Power Systems, LLC	CONSTRUCTION	\$103,045,223	\$103,045,223	2/20/2024	2/19/2028
FQ19218	Helix Electric Inc	CONSTRUCTION	\$33,615,444	\$16,947,802	10/14/2020	12/31/2024
FRBIR222275	C3M Power Systems, LLC	CONSTRUCTION	\$108,102,205	\$1,046,397	10/26/2022	10/25/2027
FQ18033C	WSP USA Inc.	CONSULT	\$92,950,000	\$2,066,015	8/15/2018	5/23/2025
FQ18033D	Jacobs Engineering Group Inc	CONSULT	\$90,500,000	\$922,193	8/21/2018	5/23/2025
CMOWE21015	Sortac Systems LLC	CONSULT	\$1,100,000	\$484,167	7/6/2021	11/14/2024
FQ18033A	Parsons Transportation Group Inc	CONSULT	\$90,000,000	\$184,175	9/24/2018	8/1/2024
FQ18033B	HNTB Corporation	CONSULT	\$92,374,562	\$180,154	8/2/2018	8/2/2024
FQ18033G	Gannett Fleming Engineers and Architects	CONSULT	\$114,000,000	\$2,627,293	8/23/2018	8/30/2024

(CIP0253) Traction Power State of Good Repair

FY2024 Q4

Initiative Type: Program
 Investment Program: Power
 Investment Category: Rail Systems

Mode: Rail
 Location: Systemwide

Description

This program replaces traction power systems, improves various traction power components, and maintains existing traction power systems in a state of good repair in order to deliver safe and reliable Metrorail operations.



Expected Outcome

Addresses ability to provide Metrorail service through replacement or rehabilitation of critical infrastructure that delivers propulsion power to Metrorail. Improvements decrease speed restrictions on trains, and reduce risk of safety incidents, including track fires and stray current problems, as measured by the Rail Infrastructure Availability performance indicator [FY21 target $\leq 7.9\%$ of track under performance restrictions] and the number of fire incidents performance indicator [FY21 target of ≤ 66 incidents annually].

Overall Status

(Programs are ongoing)

Development & Evaluation	●
Implementation & Construction	●
Operations Activation	●

In the fourth quarter, the SOGR Cable Additions & Replacements project continued its momentum with 12,735 linear feet of cables installed and 419 cables meggered for testing. The development of the new IDIQ MPR/SCADA Materials Contract advanced, and partial spare parts delivery was completed under the Blue Line Contract. The delivery of spare AC/DC breakers was finalized, and construction at Grosvenor and Shady Grove TBS was completed. Construction also continued at Alexandria Yard and Bethesda TP, with new construction beginning at White Flint TBS and Shady Grove TP. Design Package 1 underwent factory testing, while Design Package 2 achieved 100% design approval and IFC designs. Design Package 3 saw 65% of designs submitted.

Strategic Drivers



Safety



Security



Reliability/SGR

Budget and Funding (\$ Millions)

FY2024 Current Budget	YTD % Budget Expended
\$124.96	96.1%

FY2024 Funding Sources	YTD Expended
Formula	\$0.00
PRIIA	\$0.00
Other	\$0.00
Federal Subtotal	\$0.00
System Performance	\$0.36
Reimbursable/Other	\$0.00
DC Dedicated Funding	\$4.95
MD Dedicated Funding	\$4.63
VA Non-Restricted Dedicated Funding	\$3.31
VA Restricted Dedicated Funding	\$0.98
Local Subtotal	\$14.23
Debt	\$102.85
Net Accruals	\$0.44
Total FY2024 Expenditures	\$117.52

(CIP0253)**Top 30 Active Contracts by Allocated CIP Value**

Contract Number	Vendor	Activity	Contract Value	Allocated CIP Value	Contract Start Date	Contract Expiration Date
FQ19172G	Gannett Fleming Engineers and Architects	ENGINEERING	\$72,500,000	\$1,787,852	10/3/2019	10/3/2024
FQ19172M	Mott MacDonald-WSP Joint Venture	ENGINEERING	\$53,000,000	\$1,194,730	10/3/2019	10/3/2024
FQ19172M	Mott MacDonald-WSP Joint Venture	CONSTRUCTION	\$53,050,000	\$50,000	10/3/2019	10/3/2024
C20088A	Transportation Management Service Inc	BUS_BRIDGES	\$101,899,120	\$3,040,769	2/3/2020	2/2/2025
C20113	Transportation Management Service Inc	BUS_BRIDGES	\$35,336,922	\$381,765	5/22/2020	5/21/2025
FQ18033I	AECOM-STV JV	ENGINEERING	\$70,500,000	\$255,920	7/1/2018	6/30/2025
FIRPG211191	C3M Power Systems, LLC	CONSTRUCTION	\$118,262,778	\$118,115,277	1/21/2022	12/31/2025
FRBIR222347	Mass Electric Construction Co	CONSTRUCTION	\$111,941,200	\$110,829,200	7/14/2023	1/31/2028
FRBIR222275	C3M Power Systems, LLC	CONSTRUCTION	\$108,102,205	\$6,054,542	10/26/2022	10/25/2027
FQ17165	C3M Power Systems, LLC	CONSTRUCTION	\$83,802,881	\$2,030,101	4/20/2018	9/30/2024
ATOC233278-A	FH Paschen SN Nielsen & Associates LLC	CONSTRUCTION	\$10,000,000	\$120,225	11/14/2023	11/13/2028
FIRPG211190	C3M Power Systems, LLC	CONSTRUCTION	\$176,256,865	\$112,500	5/16/2022	6/30/2027
C20147	K&J Safety & Security Consulting	CONSTRUCTION	\$19,773,890	\$75,000	9/30/2020	10/31/2025
FQ18033C	WSP USA Inc.	CONSULT	\$92,950,000	\$1,989,205	8/15/2018	5/23/2025
FQ18033D	Jacobs Engineering Group Inc	CONSULT	\$90,500,000	\$922,193	8/21/2018	5/23/2025
FQ18033A	Parsons Transportation Group Inc	CONSULT	\$90,000,000	\$910,108	9/24/2018	8/1/2024
CMOWE21015	Sortac Systems LLC	CONSULT	\$1,100,000	\$484,167	7/6/2021	11/14/2024
FQ18033F	DHA/RK&K Joint Venture	CONSULT	\$112,802,000	\$400,333	8/16/2018	8/1/2024
FQ18033B	HNTB Corporation	CONSULT	\$92,374,562	\$107,816	8/2/2018	8/2/2024
FQ19172M	Mott MacDonald-WSP Joint Venture	CONSULT	\$61,000,000	\$57,338	10/3/2019	10/3/2024
FQ19172G	Gannett Fleming Engineers and Architects	CONSULT	\$78,300,000	\$486,962	10/3/2019	11/14/2024
FQ18033G	Gannett Fleming Engineers and Architects	CONSULT	\$114,000,000	\$5,355,256	8/23/2018	8/30/2024

(CIP0254) Bus Priority Program Development

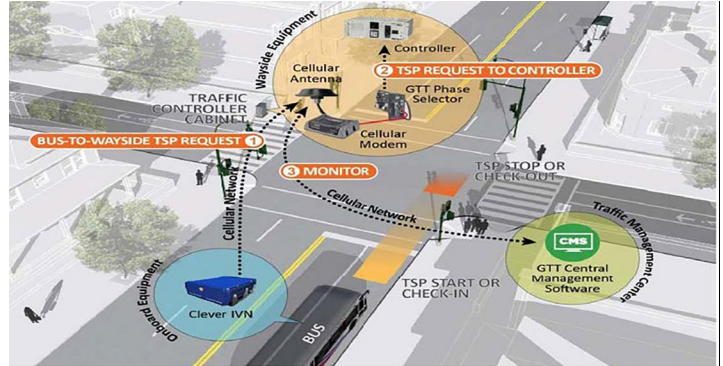
FY2024 Q4

Initiative Type: Program
 Investment Program: Passenger Facilities/Systems
 Investment Category: Bus, Bus Facilities & Paratransit

Mode: Bus
 Location: Systemwide

Description

The Bus Priority Program aims to improve bus service and equity by allowing buses to travel smoothly and efficiently with the aid of new technology and intelligent roadway design. This program plans and implements new initiatives and technology to advance bus priority strategies.



Expected Outcome

Increases the reliability of Metrobus service by developing strategies and working with jurisdictions to reduce travel time of buses through technology that prioritizes bus travel. The development of this program will improve bus operating speeds and reliability for improved rider experience, environmental sustainability, and financial stewardship

Strategic Drivers



Safety



Security



Reliability/SGR

Overall Status

(Programs are ongoing)

Development & Evaluation	●
Implementation & Construction	●
Operations Activation	○

WMATA's Bus Priority project and All Door Boarding initiatives have continued to progress. All buses in active service now have rear door targets installed, and All Door Boarding is operational on 8 bus routes across VA, DC, and MD. For the Transit Signal Priority (TSP) project, ongoing maintenance of the existing system is in place, and a re-bid for Consultant Services for Cloud-Based TSP is underway due to initial proposals not meeting procurement and program requirements. In Bus Priority Clear Lanes, 178,000 tickets for bus stop and bus lane violations were issued by DC between November 2023 and August 2024.

Budget and Funding (\$ Millions)

FY2024 Current Budget	YTD % Budget Expended
\$4.42	74.3%

FY2024 Funding Sources	YTD Expended
Formula	\$0.00
PRIIA	\$0.00
Other	\$0.00
Federal Subtotal	\$0.00
System Performance	\$0.70
Reimbursable/Other	\$0.00
DC Dedicated Funding	\$0.84
MD Dedicated Funding	\$0.79
VA Non-Restricted Dedicated Funding	\$0.56
VA Restricted Dedicated Funding	\$0.17
Local Subtotal	\$3.06
Debt	\$0.29
Net Accruals	(\$0.06)
Total FY2024 Expenditures	\$3.28

(CIP0254)

Top 30 Active Contracts by Allocated CIP Value

Contract Number	Vendor	Activity	Contract Value	Allocated CIP Value	Contract Start Date	Contract Expiration Date
COBTR222155-BTK	Hayden AI Technologies Inc	EQUIP_MATL	\$7,814,967	\$4,683,800	1/31/2023	1/29/2025
FQ18033C	WSP USA Inc.	CONSULT	\$92,950,000	\$209,908	8/15/2018	5/23/2025
COBTR222084	Mead and Hunt Inc	CONSULT	\$523,943	\$95,518	12/27/2021	2/26/2025

(CIP0255) Fare Collection Modernization

FY2024 Q4

Initiative Type: Project
 Investment Program: Station Systems
 Investment Category: Stations and Passenger Facilities

Mode: Systemwide
 Location: Systemwide

Description

This project replaces Metro's aging fare collection systems in rail stations, on Metrobuses, and upgrades the back end system that supports fare collection. The investment includes new methods for customers to pay and manage payment accounts.



Expected Outcome

Provides modern infrastructure and payment options for Metro customers that will improve convenience, reliability and decrease maintenance and repair costs.

Strategic Drivers



Safety



Security



Reliability/SGR

Overall Status

Development & Evaluation	●
Implementation & Construction	●
Operations Activation	●

In Q4, WMATA achieved significant progress across key projects. The Fare Vendors project completed scope development for next-gen fare vending machines, while the Faregate project reached near completion with ongoing software warranty work. The Fareboxes project saw over 90% installation completion, with all rear-door readers deployed and final installations expected by summer 2024. Website modernization focused on customer wayfinding components, and the Exit Fare project was completed in June 2024, with spare equipment delivery pending. Web SmartBenefits 2.0 continued with IT upgrades and SmartBenefits enhancements. Mobile Payments 2.0 advanced, and the High Fare Availability project made strides in cybersecurity and reduced fare program updates. The New Faregate Barriers project progressed rapidly, with over 60% of stations updated with new doors and railings, set for completion by early fall 2024.

Budget and Funding (\$ Millions)

FY2024 Current Budget	YTD % Budget Expended
\$62.31	87.1%

FY2024 Funding Sources	YTD Expended
Formula	\$1.90
PRIIA	\$0.00
Other	\$0.00
Federal Subtotal	\$1.90
System Performance	\$12.60
Reimbursable/Other	\$0.00
DC Dedicated Funding	\$0.55
MD Dedicated Funding	\$0.51
VA Non-Restricted Dedicated Funding	\$0.37
VA Restricted Dedicated Funding	\$0.11
Local Subtotal	\$14.14
Debt	\$38.46
Net Accruals	(\$0.31)
Total FY2024 Expenditures	\$54.18

(CIP0255)**Top 30 Active Contracts by Allocated CIP Value**

Contract Number	Vendor	Activity	Contract Value	Allocated CIP Value	Contract Start Date	Contract Expiration Date
FCPPM200214-W01	Cubic Transportation Systems Inc.	DESIGN_BUILD	\$36,500,000	\$22,700,000	12/24/2020	12/23/2024
COBTR233088-W-8	STraffic America LLC	DESIGN_BUILD	\$17,394,883	\$17,394,883	5/23/2024	1/15/2026
FQ18056	Cubic Transportation Systems Inc.	IT_HARDWARE_OTH	\$18,851,187	\$1,848,311	6/14/2018	11/29/2024
COBTR233212-09	Genfare LLC	DESIGN_BUILD	\$1,525,000	\$1,525,000	5/31/2023	5/30/2028
CQ19016	Cubic Transportation Systems Inc.	IT_SOFTWARE_OTH	\$22,169,235	\$1,088,959	6/18/2019	12/31/2027
CQ19236	Cubic Transportation Systems Inc.	IT_SOFTWARE_OTH	\$30,434,527	\$829,931	10/1/2019	9/30/2024
CIT01244057	Mirantis Inc	IT_SOFTWARE_OTH	\$230,263	\$230,263	1/16/2024	1/15/2025
CIT01233301	Codework Inc	IT_SOFTWARE_OTH	\$16,346	\$16,346	9/11/2023	9/10/2024
ATOC233278-C	Potomac Construction Co Inc	CONSTRUCTION	\$10,000,000	\$2,191,778	11/14/2023	11/13/2028
C20147	K&J Safety & Security Consulting	CONSTRUCTION	\$19,773,890	\$75,000	9/30/2020	10/31/2025
FQ18033D	Jacobs Engineering Group Inc	CONSULT	\$90,500,000	\$2,015,437	8/21/2018	5/23/2025
FOBTR211279-W04	Four Nines Technologies	CONSULT	\$1,171,325	\$1,171,325	1/4/2022	1/3/2027
FQ18033F	DHA/RK&K Joint Venture	CONSULT	\$113,802,000	\$1,155,809	8/16/2018	8/1/2024
COBTR211208-W03	Reflexions Data LLC	CONSULT	\$3,613,361	\$894,177	10/29/2021	7/18/2024
FQ18033I	AECOM-STV JV	CONSULT	\$70,000,000	\$50,000	7/1/2018	6/30/2025
FQ18033G	Gannett Fleming Engineers and Architects	CONSULT	\$114,000,000	\$3,240,000	8/23/2018	8/30/2024

(CIP0256) 7000-Series Railcars

FY2024 Q4

Initiative Type: Project
 Investment Program: Acquisition
 Investment Category: Railcar and Railcar Facilities

Mode: Rail
 Location: Systemwide



Description

This project procures 620 of the 7000 series railcars to replace the 1000, 4000, 5000 series fleets, plus 28 additional railcars. 128 additional 7000 series railcars were acquired through Silver Line Phase 1 and 2 extension projects and funded by the Metropolitan Washington Airports Authority.

Expected Outcome

Replaces the unreliable 1000, 4000, and 5000 series vehicles, which will improve customer safety and reduce failures that interrupt revenue service as measured by the Metrorail customer injury rate performance indicator [FY21 target of ≤177 injuries] and the Rail Fleet Reliability performance indicator [FY21 ≥15,000 miles between failure].

Strategic Drivers



Safety



Security



Reliability/SGR

Overall Status

Development & Evaluation	<input type="radio"/>
Implementation & Construction	<input checked="" type="radio"/>
Operations Activation	<input type="radio"/>

TrackIT software upgrades and power consumption reduction are planned for Q4/FY25. Cybersecurity hardware Implementation Phase 2 progressed, with the NVR upgrade in procurement and conceptual software design nearing completion. Procurement for cybersecurity software and Unified Threat Management vulnerability testing are underway. The simulator room buildout at the Carmen Turner Facility is on track for completion in Q1 FY25, and the Inter-car barrier project is expected to begin in early FY25, with final design, prototype approvals, and testing to follow.

Budget and Funding (\$ Millions)

FY2024 Current Budget	YTD % Budget Expended
\$14.96	83.1%

FY2024 Funding Sources	YTD Expended
Formula	\$0.00
PRIIA	\$0.00
Other	\$3.11
Federal Subtotal	\$3.11
System Performance	\$2.16
Reimbursable/Other	\$0.00
DC Dedicated Funding	\$0.18
MD Dedicated Funding	\$0.17
VA Non-Restricted Dedicated Funding	\$0.12
VA Restricted Dedicated Funding	\$0.04
Local Subtotal	\$2.66
Debt	\$6.35
Net Accruals	\$0.24
Total FY2024 Expenditures	\$12.36

(CIP0256)**Top 30 Active Contracts by Allocated CIP Value**

Contract Number	Vendor	Activity	Contract Value	Allocated CIP Value	Contract Start Date	Contract Expiration Date
FCMNT211077-RL1	Railway Products Group Inc	RAILCARS	\$8,200,426	\$8,200,425	6/21/2022	1/31/2025
FQ19148	Hatch Associates Consultants Inc	ENGINEERING	\$6,292,057	\$6,292,057	7/8/2019	6/30/2026
CQ19284	Fundacion Fomento Innovacion Industrial	3RD_PARTY	\$4,209,230	\$3,102,640	6/16/2020	6/15/2025
RC7000	Kawasaki Rail Car Inc	RAILCARS	\$1,601,457,905	\$488,428	10/8/2010	12/31/2024
CQ19284	Fundacion Fomento Innovacion Industrial	RAILCARS	\$4,209,230	\$477,613	6/16/2020	6/15/2025
CQ19284	Fundacion Fomento Innovacion Industrial	IT_HARDWARE_OTH	\$3,200,640	\$98,000	6/16/2020	6/15/2025
C20147	K&J Safety & Security Consulting	CONSTRUCTION	\$19,773,890	\$3,000	9/30/2020	10/31/2025
FQ18033F	DHA/RK&K Joint Venture	CONSULT	\$115,000,000	\$121,820	8/16/2018	8/1/2024
FQ18033I	AECOM-STV JV	CONSULT	\$70,000,000	\$81,856	7/1/2018	6/30/2025
FQ18033G	Gannett Fleming Engineers and Architects	CONSULT	\$114,000,000	\$550,000	8/23/2018	8/30/2024

(CIP0257) Emergency Trip Station (ETS) Rehabilitation

FY2024 Q4

Initiative Type: Project
 Investment Program: Signals & Communications
 Investment Category: Rail Systems

Mode: Rail
 Location: Systemwide



Description

The existing Emergency Trip Station (ETS) system has an aging, deteriorating infrastructure and utilizes obsolete electrical components and communications technology. This project upgrades the Rail Right-Of-Way (ROW) ETS system including the box that houses the components, telephone, LED lights, and mushroom button that controls third rail power.

Expected Outcome

Improves the safety of Metro customers and employees through state of good repair replacement with newer and more reliable equipment as measured by the Metrorail customer injury rate performance indicator [FY21 target of ≤177 injuries] and the Metrorail system employee injury rate performance indicator [FY21 target of ≤3.5 per 100 employees].

Strategic Drivers



Safety



Security



Reliability/SGR

Overall Status

Development & Evaluation	○
Implementation & Construction	●
Operations Activation	○

No activities in Q4 - In previous quarter Metro Received all ETS DIO controller (Existing Emergency Trip System (ETS) Distributed Input/Output (DIO) Controllers)) CIP0257 PoP will be extended to FY25 due to limited resources

Budget and Funding (\$ Millions)

FY2024 Current Budget	YTD % Budget Expended
\$0.00	0.0%

FY2024 Funding Sources	YTD Expended
Formula	\$0.00
PRIIA	\$0.00
Other	\$0.00
Federal Subtotal	\$0.00
System Performance	\$0.00
Reimbursable/Other	\$0.00
DC Dedicated Funding	\$0.09
MD Dedicated Funding	\$0.09
VA Non-Restricted Dedicated Funding	\$0.06
VA Restricted Dedicated Funding	\$0.02
Local Subtotal	\$0.26
Debt	\$0.00
Net Accruals	\$0.00
Total FY2024 Expenditures	\$0.26

(CIP0257)

Top 30 Active Contracts by Allocated CIP Value

Contract Number	Vendor	Activity	Contract Value	Allocated CIP Value	Contract Start Date	Contract Expiration Date
FQ19172M	Mott MacDonald-WSP Joint Venture	ENGINEERING	\$61,000,000	\$2,489,867	10/3/2019	10/3/2024
FQ18033B	HNTB Corporation	CONSULT	\$92,374,562	\$283,403	8/2/2018	8/2/2024

(CIP0258) Station and Tunnel Fire Alarm Rehabilitation

FY2024 Q4

Initiative Type: Program
 Investment Program: Station Systems
 Investment Category: Stations and Passenger Facilities

Mode: Rail
 Location: Systemwide

Description

This program upgrades fire alarm systems in Metrorail tunnels and stations.



Expected Outcome

Improves Metro's compliance with National Fire Protection Association standards and addresses recommendations made by the National Transportation Safety Board. Improves customer and employee safety by accurately measuring and responding to fire incidents as measured by the Metrorail customer injury rate performance indicator [FY21 target of ≤ 177 injuries] and the Metrorail system employee injury rate performance indicator [FY21 target of ≤ 3.5 per 100 employees].

Strategic Drivers



Safety



Security



Reliability/SGR

Overall Status

(Programs are ongoing)

Development & Evaluation	●
Implementation & Construction	●
Operations Activation	●

The Station & Tunnel Fire Alarm project concluded the pilot program for 11 sites, with ongoing evaluations and testing for expanding smoke detection to 43 additional stations. For the Forest Glen Fire Door Replacement project, emergency replacement work began in June 2024 and is expected to be completed by the end of the calendar year.

Budget and Funding (\$ Millions)

FY2024 Current Budget	YTD % Budget Expended
\$1.05	257.9%

FY2024 Funding Sources	YTD Expended
Formula	\$0.00
PRIIA	\$0.00
Other	\$0.00
Federal Subtotal	\$0.00
System Performance	\$0.00
Reimbursable/Other	\$0.00
DC Dedicated Funding	\$0.53
MD Dedicated Funding	\$0.49
VA Non-Restricted Dedicated Funding	\$0.35
VA Restricted Dedicated Funding	\$0.10
Local Subtotal	\$1.48
Debt	\$0.20
Net Accruals	\$1.12
Total FY2024 Expenditures	\$2.80

(CIP0258)

Top 30 Active Contracts by Allocated CIP Value

Contract Number	Vendor	Activity	Contract Value	Allocated CIP Value	Contract Start Date	Contract Expiration Date
FQ19172A	AECOM, USA, INC.	ENGINEERING	\$8,500,000	\$5,430,163	10/3/2019	10/3/2024
FQ19172M	Mott MacDonald-WSP Joint Venture	ENGINEERING	\$18,000,000	\$3,147,203	10/3/2019	10/3/2024
FQ19172Q	CSI Engineering P C	CONSULT	\$6,588,000	\$575,741	10/3/2019	1/29/2025
FQ18033B	HNTB Corporation	CONSULT	\$106,860,293	\$100,000	8/2/2018	8/2/2024
FQ18033G	Gannett Fleming Engineers and Architects	CONSULT	\$114,000,000	\$50,000	8/23/2018	8/30/2024

(CIP0259) Employee Timekeeping System


FY2024 Q4

Initiative Type: Project
 Investment Program: IT
 Investment Category: Business & Operations Support

Mode: Systemwide
 Location: Systemwide

Description

This project implements a new automated time and attendance system for Metro employees.



Expected Outcome

Consolidates Metro's timekeeping into a platform that provides improved controls and compliance with regulations while reducing operating and maintenance costs through a modern and streamlined application.

Strategic Drivers



Safety



Security



Reliability/SGR

Overall Status

Development & Evaluation	○
Implementation & Construction	●
Operations Activation	●

Project to migrate Metro's on-premise timekeeping system to a cloud-based platform. Procurement anticipated to finalize vendor contract in July; project initiation to follow.

Budget and Funding (\$ Millions)

FY2024 Current Budget	YTD % Budget Expended
\$0.25	0.0%

FY2024 Funding Sources	YTD Expended
Formula	\$0.00
PRIIA	\$0.00
Other	\$0.00
Federal Subtotal	\$0.00
System Performance	\$0.00
Reimbursable/Other	\$0.00
DC Dedicated Funding	\$0.00
MD Dedicated Funding	\$0.00
VA Non-Restricted Dedicated Funding	\$0.00
VA Restricted Dedicated Funding	\$0.00
Local Subtotal	\$0.00
Debt	\$0.00
Net Accruals	\$0.00
Total FY2024 Expenditures	\$0.00

There are no active contracts associated with this CIP

(CIP0261) Rail Tunnel Lighting Replacement

FY2024 Q4

Initiative Type: Project
 Investment Program: Fixed Rail
 Investment Category: Track and Structures Rehabilitation

Mode: Rail
 Location:



Description

This program replaces tunnel lights and fixtures with LED lamps. This program addresses a recommendation from the 2017 agency wide energy audit and a safety corrective action plan to finish replacing light fixtures in all tunnels.

Expected Outcome

Intensifies tunnel illumination, increasing the safety of the work environment for Metro's workforce and first responders accessing tunnels as measured by the Metrorail system employee injury rate performance indicator [FY20 target of less than 3.4 per 200,000 hours worked]. Additionally reduces energy consumption and improves the efficiency of maintenance for tunnel lights.

Strategic Drivers



Safety



Security



Reliability/SGR

Overall Status

Development & Evaluation	○
Implementation & Construction	○
Operations Activation	○

no ongoing/active tasks

Budget and Funding (\$ Millions)

FY2024 Current Budget	YTD % Budget Expended
\$0.00	0.0%

FY2024 Funding Sources	YTD Expended
Formula	\$0.00
PRIIA	\$0.00
Other	\$0.00
Federal Subtotal	\$0.00
System Performance	\$0.00
Reimbursable/Other	\$0.00
DC Dedicated Funding	\$0.03
MD Dedicated Funding	\$0.02
VA Non-Restricted Dedicated Funding	\$0.02
VA Restricted Dedicated Funding	\$0.01
Local Subtotal	\$0.07
Debt	\$0.16
Net Accruals	(\$0.35)
Total FY2024 Expenditures	(\$0.12)

(CIP0261)

Top 30 Active Contracts by Allocated CIP Value

Contract Number	Vendor	Activity	Contract Value	Allocated CIP Value	Contract Start Date	Contract Expiration Date
FRBIR222275	C3M Power Systems, LLC	CONSTRUCTION	\$108,102,205	\$538,831	10/26/2022	10/25/2027
FRBIR222275	C3M Power Systems, LLC	CONSULT	\$108,102,205	\$2,111,680	10/26/2022	10/25/2027

(CIP0262) Tunnel Water Leak Mitigation

FY2024 Q4

Initiative Type: Program
 Investment Program: Structures
 Investment Category: Track and Structures Rehabilitation

Mode: Rail
 Location: Systemwide

Description

This program mitigates water infiltration into the Metrorail tunnel and vent shaft system.



Expected Outcome

Reduces disruption to revenue service and increases passenger and employee safety by mitigating the risk of water intrusion which can cause fire and smoke events as measured by the number of fire incidents performance indicator [FY21 target of ≤ 66 incidents annually] and the Metrorail customer on-time performance indicator [FY21 target ≥88% on-time]. Protects Metro infrastructure and equipment which reduces the frequency and cost of repairs and replacements.

Strategic Drivers



Safety



Security



Reliability/SGR

Overall Status

(Programs are ongoing)

Development & Evaluation	○
Implementation & Construction	●
Operations Activation	●

The monitoring phase for the B Line (Red Line between Silver Spring and Forest Glen) is set to conclude during the summer shutdown in August, with a subsequent warranty period. Drilling and grouting on the A Line (Red Line between Tenleytown-AU and Friendship Heights Stations) and B Line tracks were ongoing in April and May. Work was temporarily suspended in March for the Cherry Blossom season and in June for the Red Line summer shutdown, with activities expected to resume in September. Inspection of three A-Line shafts, from Tenleytown Station to Friendship Heights Station, is anticipated in FY25Q1.

Budget and Funding (\$ Millions)

FY2024 Current Budget	YTD % Budget Expended
\$22.90	102.1%

FY2024 Funding Sources	YTD Expended
Formula	\$0.00
PRIIA	\$17.32
Other	\$0.00
Federal Subtotal	\$17.32
System Performance	\$0.42
Reimbursable/Other	\$0.00
DC Dedicated Funding	\$0.92
MD Dedicated Funding	\$0.86
VA Non-Restricted Dedicated Funding	\$0.62
VA Restricted Dedicated Funding	\$0.18
Local Subtotal	\$3.00
Debt	\$2.31
Net Accruals	(\$0.07)
Total FY2024 Expenditures	\$22.56

(CIP0262)

Top 30 Active Contracts by Allocated CIP Value

Contract Number	Vendor	Activity	Contract Value	Allocated CIP Value	Contract Start Date	Contract Expiration Date
FQ19172G	Gannett Fleming Engineers and Architects	ENGINEERING	\$70,250,000	\$666,289	10/3/2019	10/3/2024
FIRPG211179-KKB	Sovereign Hydroseal East Inc	CONSTRUCTION	\$16,688,969	\$1,625,799	1/22/2022	1/26/2025
FQ18033C	WSP USA Inc.	CONSULT	\$92,950,000	\$2,954,902	8/15/2018	5/23/2025
FQ18033B	HNTB Corporation	CONSULT	\$106,860,293	\$30,768	8/2/2018	8/2/2024

(CIP0266) Historic Bus Loop and Facility Rehabilitation

FY2024 Q4

Initiative Type: Project
 Investment Program: Passenger Facilities/Systems
 Investment Category: Bus, Bus Facilities & Paratransit

Mode: Bus
 Location: District of Columbia

Description

This project rehabilitates historic bus terminals that are in failing condition and returns the terminals to a state of good repair.



Expected Outcome

Improves employee and customer satisfaction by providing modern restroom facilities, wider bus stops, improved canopies for the public, and overall safer facilities that comply with ADA guidelines.

Strategic Drivers



Safety



Security



Reliability/SGR

Overall Status

Development & Evaluation	○
Implementation & Construction	○
Operations Activation	●

In the fourth quarter, the installation of HVAC systems at three Bus Turn Out Facilities was completed. This included the installation of three AC split units with associated piping and wiring, and one exhaust fan across the locations: Calvert St. NW, Chevy Chase NW, and Colorado-14th St. NW. Security cages were also installed for the outdoor AC units at these sites.

Budget and Funding (\$ Millions)

FY2024 Current Budget	YTD % Budget Expended
\$0.28	120.8%

FY2024 Funding Sources	YTD Expended
Formula	\$0.00
PRIIA	\$0.00
Other	\$0.00
Federal Subtotal	\$0.00
System Performance	\$0.10
Reimbursable/Other	\$0.00
DC Dedicated Funding	\$0.00
MD Dedicated Funding	\$0.00
VA Non-Restricted Dedicated Funding	\$0.00
VA Restricted Dedicated Funding	\$0.00
Local Subtotal	\$0.10
Debt	\$0.18
Net Accruals	\$0.04
Total FY2024 Expenditures	\$0.33

(CIP0266)

Top 30 Active Contracts by Allocated CIP Value

Contract Number	Vendor	Activity	Contract Value	Allocated CIP Value	Contract Start Date	Contract Expiration Date
FQ19172A	AECOM, USA, INC.	ENGINEERING	\$16,200,000	\$89,025	10/3/2019	11/14/2024
FQ19172A	AECOM, USA, INC.	CONSULT	\$16,400,000	\$225,126	10/3/2019	11/14/2024
FQ18033G	Gannett Fleming Engineers and Architects	CONSULT	\$114,000,000	\$492,505	8/23/2018	8/30/2024

(CIP0269) Asset Management Software

FY2024 Q4

Initiative Type: Program
 Investment Program: IT
 Investment Category: Business & Operations Support

Mode: Systemwide
 Location: Systemwide



Description

This program develops asset lifecycle management plans by asset group as required by the Federal Transit Administration (FTA). The program also establishes a consistent methodology for assessing asset conditions and standardizes how new assets are inducted into Metro's systems.

Expected Outcome

Improves Metro's ability to track and maintain physical assets to enable proper maintenance in support of safe and reliable service.

Strategic Drivers



Safety



Security



Reliability/SGR

Overall Status

(Programs are ongoing)

Development & Evaluation	●
Implementation & Construction	●
Operations Activation	

In the fourth quarter, work continued on updating the Asset Data Completeness and Labor Hours dashboards, with ongoing support for dashboard development and maintenance for the Uniform Rules Compliance Program. Williams Sales Partnership (WSP) coordinated the implementation of Automatic Train Control Maintenance (ATCM) digital forms, aligning these efforts with broader initiatives to enhance ATCM management practices.

Budget and Funding (\$ Millions)

FY2024 Current Budget	YTD % Budget Expended
\$1.14	158.8%

FY2024 Funding Sources	YTD Expended
Formula	\$0.00
PRIIA	\$0.00
Other	\$0.00
Federal Subtotal	\$0.00
System Performance	\$0.00
Reimbursable/Other	\$0.00
DC Dedicated Funding	\$0.58
MD Dedicated Funding	\$0.54
VA Non-Restricted Dedicated Funding	\$0.39
VA Restricted Dedicated Funding	\$0.11
Local Subtotal	\$1.62
Debt	\$0.31
Net Accruals	(\$0.12)
Total FY2024 Expenditures	\$1.81

(CIP0269)

Top 30 Active Contracts by Allocated CIP Value

Contract Number	Vendor	Activity	Contract Value	Allocated CIP Value	Contract Start Date	Contract Expiration Date
FQ18033F	DHA/RK&K Joint Venture	CONSULT	\$115,000,000	\$768,436	8/16/2018	8/1/2024

(CIP0270) Capital Delivery Program Support

FY2024 Q4

Initiative Type: Program
 Investment Program: Support Equipment/Services
 Investment Category: Business & Operations Support

Mode: Systemwide
 Location: Systemwide

Description

This program provides project administration, planning, scheduling, and management support for the portfolio of major construction projects.



Expected Outcome

Improves Metro's ability to plan and deliver the Capital Improvement Program. This improves Metro's financial responsibility and supports state of good repair efforts.

Strategic Drivers



Safety



Security



Reliability/SGR

Overall Status

(Programs are ongoing)

Development & Evaluation	○
Implementation & Construction	●
Operations Activation	○

Support continued for the advancement of project implementation planning, scheduling, and management services, facilitating the delivery of the portfolio of major capital construction projects.

Budget and Funding (\$ Millions)

FY2024 Current Budget	YTD % Budget Expended
\$39.96	101.5%

FY2024 Funding Sources	YTD Expended
Formula	\$0.00
PRIIA	\$0.00
Other	\$0.00
Federal Subtotal	\$0.00
System Performance	\$33.71
Reimbursable/Other	\$0.00
DC Dedicated Funding	\$0.03
MD Dedicated Funding	\$0.03
VA Non-Restricted Dedicated Funding	\$0.02
VA Restricted Dedicated Funding	\$0.01
Local Subtotal	\$33.80
Debt	\$6.34
Net Accruals	\$0.42
Total FY2024 Expenditures	\$40.57

(CIP0270)**Top 30 Active Contracts by Allocated CIP Value**

Contract Number	Vendor	Activity	Contract Value	Allocated CIP Value	Contract Start Date	Contract Expiration Date
CCONS22228	Procore Technologies Inc	IT_SOFTWARE_OTH	\$2,565,846	\$2,565,846	2/1/2023	1/31/2026
CPFCM24402	Frederick Windham	IT_SOFTWARE_OTH	\$1,997	\$1,997	1/31/2024	1/30/2026
FQ18033C	WSP USA Inc.	CONSULT	\$92,950,000	\$8,850,866	8/15/2018	5/23/2025
C20147	K&J Safety & Security Consulting	CONSULT	\$19,773,890	\$3,219,080	9/30/2020	10/31/2025
CCIMO244010	Lumenor Consulting Group Inc	CONSULT	\$39,319,750	\$2,951,206	3/4/2024	3/3/2027
FQ18033F	DHA/RK&K Joint Venture	CONSULT	\$109,802,000	\$2,602,536	8/16/2018	8/1/2024
FQ18033A	Parsons Transportation Group Inc	CONSULT	\$90,000,000	\$365,690	9/24/2018	8/1/2024
FQ18033B	HNTB Corporation	CONSULT	\$92,374,562	\$360,120	8/2/2018	8/2/2024
FQ18033I	AECOM-STV JV	CONSULT	\$70,000,000	\$150,000	7/1/2018	6/30/2025
FQ18033G	Gannett Fleming Engineers and Architects	CONSULT	\$114,000,000	\$2,804,564	8/23/2018	8/30/2024

(CIP0271) Swing Gates

FY2024 Q4

Initiative Type: Project
 Investment Program:
 Investment Category:

Mode: Rail
 Location:

Description



Expected Outcome

Strategic Drivers



Safety



Security



Reliability/SGR

Overall Status

Development & Evaluation	<input type="radio"/>
Implementation & Construction	<input type="radio"/>
Operations Activation	<input type="radio"/>

No Activities this Quarter : The construction for Public View Monitors was successfully completed at Addison Rd, Pentagon City, Southern Ave, and Columbia Heights.

Budget and Funding (\$ Millions)

FY2024 Current Budget	YTD % Budget Expended
\$0.00	0.0%

FY2024 Funding Sources	YTD Expended
Formula	\$0.00
PRIIA	\$0.00
Other	\$0.00
Federal Subtotal	\$0.00
System Performance	\$0.06
Reimbursable/Other	\$0.00
DC Dedicated Funding	\$0.02
MD Dedicated Funding	\$0.02
VA Non-Restricted Dedicated Funding	\$0.01
VA Restricted Dedicated Funding	\$0.00
Local Subtotal	\$0.11
Debt	\$0.00
Net Accruals	\$0.00
Total FY2024 Expenditures	\$0.11

(CIP0271)

Top 30 Active Contracts by Allocated CIP Value

Contract Number	Vendor	Activity	Contract Value	Allocated CIP Value	Contract Start Date	Contract Expiration Date
FQ18033B	HNTB Corporation	ENGINEERING	\$92,374,562	\$21,419	8/2/2018	8/2/2024
FQ18033F	DHA/RK&K Joint Venture	CONSULT	\$115,000,000	\$10,000	8/16/2018	8/1/2024
FQ18033G	Gannett Fleming Engineers and Architects	CONSULT	\$114,000,000	\$285,000	8/23/2018	8/30/2024

(CIP0272) Digital Display and Wayfinding Improvements

FY2024 Q4

Initiative Type: Program
 Investment Program: Station Systems
 Investment Category: Stations and Passenger Facilities

Mode: Systemwide
 Location: Systemwide

Description

This program invests in new equipment and space improvements designed to increase non-fare revenue in stations. Investments include upgrading digital displays, improving signage and wayfinding, as well as other customer amenities.



Expected Outcome

Improves Metro's ability to generate advertising revenue and improve the customer experience through modern wayfinding and digital signage at Metrorail stations.

Strategic Drivers



Safety



Security



Reliability/SGR

Overall Status

(Programs are ongoing)

Development & Evaluation	○
Implementation & Construction	●
Operations Activation	●

In the fourth quarter, consulting activities on the Support of Digital Program progressed with continued efforts on addressing punch list items for Passenger Information Displays (PIDs) at transfer stations and ongoing as-built submission and review. The project saw the award and kickoff of the contract for Digital Displays in phone booths and the finalization of the contract package for Station Entrance solicitation. Additionally, screen procurement for the Red Line Shutdown was completed. Challenges with underperformance were noted in phone booth digital display installations, with improvements expected by July.

Budget and Funding (\$ Millions)

FY2024 Current Budget	YTD % Budget Expended
\$30.17	97.2%

FY2024 Funding Sources	YTD Expended
Formula	\$0.00
PRIIA	\$0.00
Other	\$0.00
Federal Subtotal	\$0.00
System Performance	\$0.00
Reimbursable/Other	\$0.00
DC Dedicated Funding	\$4.52
MD Dedicated Funding	\$4.23
VA Non-Restricted Dedicated Funding	\$3.01
VA Restricted Dedicated Funding	\$0.90
Local Subtotal	\$12.65
Debt	\$16.33
Net Accruals	(\$0.75)
Total FY2024 Expenditures	\$28.23

(CIP0272)**Top 30 Active Contracts by Allocated CIP Value**

Contract Number	Vendor	Activity	Contract Value	Allocated CIP Value	Contract Start Date	Contract Expiration Date
FATOC222351 - A	Aldridge Electric Inc	CONSTRUCTION	\$10,000,000	\$3,591,023	2/3/2023	2/2/2028
FIRPG211190	C3M Power Systems, LLC	CONSTRUCTION	\$176,256,865	\$1,158,260	5/16/2022	6/30/2027
CRSMP24004_COOP	Insight Public Sector Inc	CONSTRUCTION	\$797,753	\$797,753	3/7/2024	4/30/2026
FQ19273D	ADP Consultants, Inc.	CONSTRUCTION	\$5,139,218	\$5,945	3/27/2020	3/25/2025
FQ18033A	Parsons Transportation Group Inc	CONSULT	\$90,000,000	\$2,094,190	9/24/2018	8/1/2024
FQ18033F	DHA/RK&K Joint Venture	CONSULT	\$115,000,000	\$1,400,578	8/16/2018	8/1/2024
FQ18033B	HNTB Corporation	CONSULT	\$106,860,293	\$180,591	8/2/2018	8/2/2024
FQ18033G	Gannett Fleming Engineers and Architects	CONSULT	\$114,000,000	\$140,000	8/23/2018	8/30/2024

(CIP0273) Support Facility Rehabilitation

FY2024 Q4

Initiative Type: Program
 Investment Program: Support Equipment/Services
 Investment Category: Business & Operations Support

Mode: Systemwide
 Location: Systemwide

Description

This program provides assessments on condition, designs for necessary improvements, and performs minor emergent improvements for administrative facilities for employees, including breakrooms, bathrooms, and work areas.



Expected Outcome

Complete minor improvements to administrative facilities for employees, enabling departments to be better organized and contributing to Metro's fiscal responsibility through improved productivity. Minor facility improvements will address immediate safety concerns, improve employee satisfaction, and contribute to Metro's goal to be an employer-of-choice.

Strategic Drivers



Safety



Security



Reliability/SGR

Overall Status

(Programs are ongoing)

Development & Evaluation	●
Implementation & Construction	●
Operations Activation	●

The Facility Improvements Project continued to assess conditions and perform minor emergent improvements for administrative facilities, including breakrooms, bathrooms, and work areas. Occupancy planning services across WMATA persisted. The construction phase of the Cobra Head LED site exterior lighting upgrade at four WMATA non-revenue locations was largely completed, with only one remaining lighting fixture pending installation at Greenbelt Rail Yard.

Budget and Funding (\$ Millions)

FY2024 Current Budget	YTD % Budget Expended
\$4.24	59.7%

FY2024 Funding Sources	YTD Expended
Formula	\$0.00
PRIIA	\$0.00
Other	\$0.00
Federal Subtotal	\$0.00
System Performance	\$0.06
Reimbursable/Other	\$0.00
DC Dedicated Funding	\$0.17
MD Dedicated Funding	\$0.16
VA Non-Restricted Dedicated Funding	\$0.11
VA Restricted Dedicated Funding	\$0.03
Local Subtotal	\$0.54
Debt	\$2.07
Net Accruals	(\$0.08)
Total FY2024 Expenditures	\$2.53

(CIP0273)**Top 30 Active Contracts by Allocated CIP Value**

Contract Number	Vendor	Activity	Contract Value	Allocated CIP Value	Contract Start Date	Contract Expiration Date
FQ19172G	Gannett Fleming Engineers and Architects	ENGINEERING	\$24,250,000	\$290,920	10/3/2019	10/3/2024
CARCH244168	FM Systems Group LLC	IT_SOFTWARE_OTH	\$119,200	\$119,200	1/22/2024	1/21/2025
CPRMT233317	Staples Business Advantage	EQUIPMENT	\$3,000,000	\$2,570	4/1/2023	12/31/2024
FATOC222351 - A	Aldridge Electric Inc	CONSTRUCTION	\$10,000,000	\$338,369	2/3/2023	2/2/2028
FQ18033C	WSP USA Inc.	CONSULT	\$92,950,000	\$663,613	8/15/2018	5/23/2025
FQ18033F	DHA/RK&K Joint Venture	CONSULT	\$115,000,000	\$102,820	8/16/2018	8/1/2024
FQ19172G	Gannett Fleming Engineers and Architects	CONSULT	\$78,300,000	\$593,072	10/3/2019	11/14/2024
FQ18033G	Gannett Fleming Engineers and Architects	CONSULT	\$114,000,000	\$1,111,475	8/23/2018	8/30/2024

(CIP0274) Grosvenor Parking Garage (J/D)

FY2024 Q4

Initiative Type: Project

Mode: Systemwide

Investment Program:

Location:

Investment Category:

Description



Expected Outcome

Strategic Drivers



Safety



Security



Reliability/SGR

Overall Status

Development & Evaluation	<input type="radio"/>
Implementation & Construction	<input type="radio"/>
Operations Activation	<input type="radio"/>

Project is in close out phase.

Budget and Funding (\$ Millions)

FY2024 Current Budget	YTD % Budget Expended
\$0.00	0.0%

FY2024 Funding Sources	YTD Expended
Formula	\$0.00
PRIIA	\$0.00
Other	\$0.00
Federal Subtotal	\$0.00
System Performance	\$0.00
Reimbursable/Other	\$0.00
DC Dedicated Funding	\$0.06
MD Dedicated Funding	\$0.06
VA Non-Restricted Dedicated Funding	\$0.04
VA Restricted Dedicated Funding	\$0.01
Local Subtotal	\$0.17
Debt	\$1.08
Net Accruals	(\$0.08)
Total FY2024 Expenditures	\$1.17

(CIP0274)

Top 30 Active Contracts by Allocated CIP Value

Contract Number	Vendor	Activity	Contract Value	Allocated CIP Value	Contract Start Date	Contract Expiration Date
FQ18033I	AECOM-STV JV	CONSULT	\$70,000,000	\$20,000	7/1/2018	6/30/2025

(CIP0275) New Carrollton Garage and Bus Bays

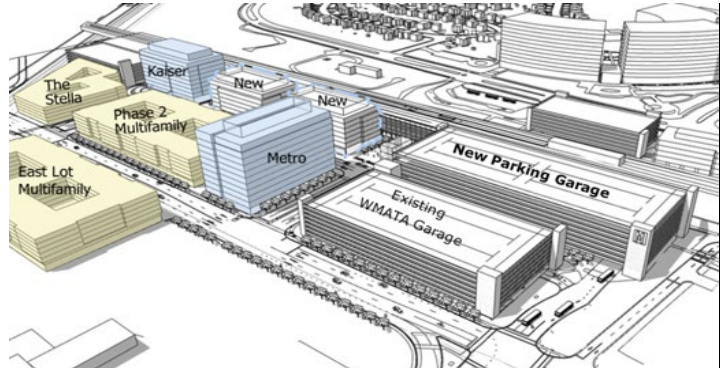
FY2024 Q4

Initiative Type: Project
 Investment Program: Passenger Facilities/Systems
 Investment Category: Bus, Bus Facilities & Paratransit

Mode: Bus
 Location: Maryland

Description

This project supports the joint development at New Carrollton Station. Metro has entered into a third-party joint development agreement for mixed-use development in New Carrollton Station area. The development also includes the new Metro office building. As a part of this development Metro will demolish the obsolete parking garage and construct a replacement garage and bus loop.



Expected Outcome

Increase station access, ridership, economic development and the customer experience.

Strategic Drivers



Safety



Security



Reliability/SGR

Overall Status

Development & Evaluation	○
Implementation & Construction	●
Operations Activation	●

Construction on the New Carrollton New Garage advanced with the completion of all electrical rooms, IT rooms, and operations rooms. Elevator construction is ongoing, and the project is finalizing underground utilities while preparing for permanent power from the utility company. As FY25 begins, the focus will shift to energization, testing, and inspections, leading up to the move-in of BUS and PARK operations into the new facility.

Budget and Funding (\$ Millions)

FY2024 Current Budget	YTD % Budget Expended
\$44.95	90.1%

FY2024 Funding Sources	YTD Expended
Formula	\$0.00
PRIIA	\$0.00
Other	\$0.00
Federal Subtotal	\$0.00
System Performance	\$0.00
Reimbursable/Other	\$0.00
DC Dedicated Funding	\$0.54
MD Dedicated Funding	\$0.50
VA Non-Restricted Dedicated Funding	\$0.36
VA Restricted Dedicated Funding	\$0.11
Local Subtotal	\$1.50
Debt	\$41.03
Net Accruals	(\$3.85)
Total FY2024 Expenditures	\$38.68

(CIP0275)

Top 30 Active Contracts by Allocated CIP Value

Contract Number	Vendor	Activity	Contract Value	Allocated CIP Value	Contract Start Date	Contract Expiration Date
FQ18033D	Jacobs Engineering Group Inc	CONSTRUCTION	\$90,500,000	\$710,475	8/21/2018	5/23/2025

(CIP0276) Art in Transit and Station Commercialization Program

FY2024 Q4

Initiative Type: Program
 Investment Program: Station Systems
 Investment Category: Stations and Passenger Facilities

Mode: Systemwide
 Location: Systemwide

Description

This program restores Metro's art collection and helps Metro develop plans to commercialize underutilized space in Metrorail stations.



Expected Outcome

Expands customer amenities in the form of retail and advertising, and develops consistent design standards to improve the customer experience and provide diverse revenue streams for Metro. Restores Metro's art collection.

Strategic Drivers



Safety



Security



Reliability/SGR

Overall Status

(Programs are ongoing)

Development & Evaluation	●
Implementation & Construction	●
Operations Activation	○

The project to analyze and redesign Passenger Information Guidelines and multi-modal wayfinding signage throughout WMATA's system is ongoing, with the L'Enfant Plaza station pilot completed. The next stations for redesign are under review. The assessment for the Conservation and Restoration of the Art Collection remains under review, and the RFP for Artwork for Dupont Circle Metrorail Station North Entrance is still in progress.

Additionally, analysis and requirements gathering for the Customer Communications Support project are underway. This project aims to refine a roadmap for modernizing web and mobile-based tools, with a focus on reviewing MTPD modernization requirements.

Budget and Funding (\$ Millions)

FY2024 Current Budget	YTD % Budget Expended
\$3.27	48.2%

FY2024 Funding Sources	YTD Expended
Formula	\$0.00
PRIIA	\$0.00
Other	\$0.00
Federal Subtotal	\$0.00
System Performance	\$1.38
Reimbursable/Other	\$0.00
DC Dedicated Funding	\$0.00
MD Dedicated Funding	\$0.00
VA Non-Restricted Dedicated Funding	\$0.00
VA Restricted Dedicated Funding	\$0.00
Local Subtotal	\$1.38
Debt	\$0.09
Net Accruals	\$0.10
Total FY2024 Expenditures	\$1.58

(CIP0276)

Top 30 Active Contracts by Allocated CIP Value

Contract Number	Vendor	Activity	Contract Value	Allocated CIP Value	Contract Start Date	Contract Expiration Date
FQ19172D	Jacobs Engineering Group Inc	CONSULT	\$9,500,000	\$1,537,063	10/3/2019	11/14/2024

(CIP0277) Supply Chain Modernization

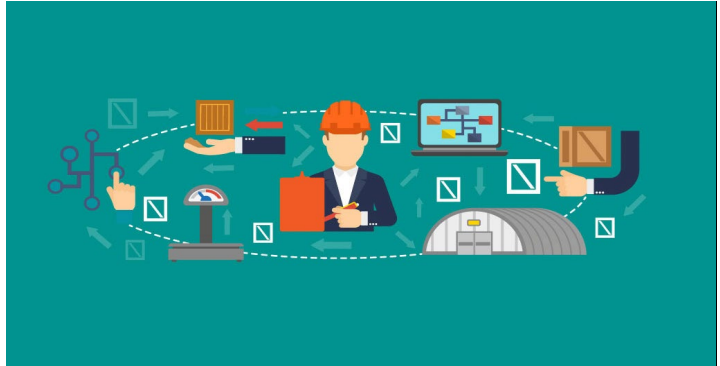
FY2024 Q4

Initiative Type: Project
 Investment Program: Support Equipment/Services
 Investment Category: Business & Operations Support

Mode: Systemwide
 Location: Systemwide

Description

This project modernizes Metro's warehouses, including the supply chain for logistics, warehousing, planning, and ordering of inventory.



Expected Outcome

Improves Metro's ability to manage inventory and supplies the right parts at the right time to maintenance operations, increasing efficiency and lowering inventory levels and costs.

Strategic Drivers



Safety



Security



Reliability/SGR

Overall Status

Development & Evaluation	●
Implementation & Construction	●
Operations Activation	●

In Q4 the Supply Chain Modernization project received one pallet jack. However, the delivery of additional material handling equipment is not expected to begin before FY25 due to ongoing supply chain delays. The software plan for the Warehouse Management System (WMS) and Supply Chain Execution System (SCES), as well as the material handling equipment (MHE), remains under review. Efforts are underway to collaborate with ERP to identify the necessary modules.

Budget and Funding (\$ Millions)

FY2024 Current Budget	YTD % Budget Expended
\$1.76	0.0%

FY2024 Funding Sources	YTD Expended
Formula	\$0.00
PRIIA	\$0.00
Other	\$0.00
Federal Subtotal	\$0.00
System Performance	\$0.00
Reimbursable/Other	\$0.00
DC Dedicated Funding	\$0.00
MD Dedicated Funding	\$0.00
VA Non-Restricted Dedicated Funding	\$0.00
VA Restricted Dedicated Funding	\$0.00
Local Subtotal	\$0.00
Debt	\$0.00
Net Accruals	\$0.00
Total FY2024 Expenditures	\$0.00

(CIP0277)

Top 30 Active Contracts by Allocated CIP Value

Contract Number	Vendor	Activity	Contract Value	Allocated CIP Value	Contract Start Date	Contract Expiration Date
CSCES244177-001	Wiese USA Inc	EQUIPMENT	\$582,953	\$582,953	5/23/2024	2/22/2025
CSCES244177-002	Alliance Material Handling Inc	EQUIPMENT	\$23,952	\$23,952	5/23/2024	2/22/2025

(CIP0279) Railyard Shop Equipment Replacement

FY2024 Q4

Initiative Type: Program
 Investment Program: Maintenance Facilities
 Investment Category: Railcar and Railcar Facilities

Mode: Rail
 Location: Systemwide

Description

This program replaces or rehabilitates Metro rail shop maintenance equipment, such as overhead cranes, rail train lifts, hoists, or industrial shop air compressors that are inoperable, deficient, or have reached the end of useful life.



Expected Outcome

Allows railcar maintenance activities to be completed safely and efficiently using equipment that is maintained in a state of good repair as measured by the Metrorail system employee injury rate performance indicator [FY21 target of ≤3.3 per 100 employees] and the Rail Fleet Reliability performance indicator [FY21 ≥15,000 miles between failure].

Strategic Drivers



Safety



Security



Reliability/SGR

Overall Status

(Programs are ongoing)

Development & Evaluation	○
Implementation & Construction	●
Operations Activation	●

In Q4 a 70" industrial parts washer was procured for the CMNT Dulles Truck and Machine shop. Additionally, a service contract was established with NSH to service and maintain CMNT's seven-wheel lathes and wheel press at Greenbelt. For the Greenbelt Railcar Hoist Upgrade, the contractor completed the upgraded engineering drawings and ordered the necessary materials for the lift upgrade.

Budget and Funding (\$ Millions)

FY2024 Current Budget	YTD % Budget Expended
\$3.20	89.2%

FY2024 Funding Sources	YTD Expended
Formula	\$0.00
PRIIA	\$0.00
Other	\$0.00
Federal Subtotal	\$0.00
System Performance	\$0.00
Reimbursable/Other	\$0.00
DC Dedicated Funding	\$0.01
MD Dedicated Funding	\$0.01
VA Non-Restricted Dedicated Funding	\$0.01
VA Restricted Dedicated Funding	\$0.00
Local Subtotal	\$0.02
Debt	\$2.83
Net Accruals	\$0.00
Total FY2024 Expenditures	\$2.86

(CIP0279)

Top 30 Active Contracts by Allocated CIP Value

Contract Number	Vendor	Activity	Contract Value	Allocated CIP Value	Contract Start Date	Contract Expiration Date
FCMNT233700-ER	Whiting Corporation	EQUIPMENT	\$4,162,130	\$4,162,130	2/5/2024	8/4/2026
CCMNT211126-ER	NSH USA Corporation	EQUIPMENT	\$523,835	\$116,156	9/14/2021	9/20/2024
FQ18033G	Gannett Fleming Engineers and Architects	CONSULT	\$114,000,000	\$100,000	8/23/2018	8/30/2024

(CIP0283) Railcar Maintenance Facilities State of Good Repair

FY2024 Q4

Initiative Type: Program
 Investment Program: Maintenance Facilities
 Investment Category: Railcar and Railcar Facilities

Mode: Rail
 Location: Systemwide

Description

This program rehabilitates and replaces major railcar maintenance equipment including those requiring facility modifications such as railcar washes.



Expected Outcome

Provides employees with equipment to maintain railcars in a state of good repair as measured by Rail Fleet Reliability performance indicator [FY21 ≥15,000 miles between failure].

Strategic Drivers



Safety



Security



Reliability/SGR

Overall Status

(Programs are ongoing)

Development & Evaluation	○
Implementation & Construction	●
Operations Activation	●

In Q4, six of the seven packages have been received as previously advised. The outstanding Alexandria IFB package is expected in Q1 FY25. A decision on which packages will be funded for construction is still pending, with Shady Grove and Greenbelt appearing to be the initial priorities for construction.

Budget and Funding (\$ Millions)

FY2024 Current Budget	YTD % Budget Expended
\$2.20	100.7%

FY2024 Funding Sources	YTD Expended
Formula	\$0.00
PRIIA	\$0.00
Other	\$0.00
Federal Subtotal	\$0.00
System Performance	\$0.00
Reimbursable/Other	\$0.00
DC Dedicated Funding	\$0.73
MD Dedicated Funding	\$0.68
VA Non-Restricted Dedicated Funding	\$0.49
VA Restricted Dedicated Funding	\$0.14
Local Subtotal	\$2.04
Debt	\$0.29
Net Accruals	(\$0.12)
Total FY2024 Expenditures	\$2.22

(CIP0283)

Top 30 Active Contracts by Allocated CIP Value

Contract Number	Vendor	Activity	Contract Value	Allocated CIP Value	Contract Start Date	Contract Expiration Date
FQ19172G	Gannett Fleming Engineers and Architects	ENGINEERING	\$1,872,647	\$1,822,647	10/3/2019	10/3/2024
FQ18033B	HNTB Corporation	CONSULT	\$92,374,562	\$259,535	8/2/2018	8/2/2024
FQ18033F	DHA/RK&K Joint Venture	CONSULT	\$115,000,000	\$180,000	8/16/2018	8/1/2024

(CIP0284) Railyard Facility and Site Rehabilitation

FY2024 Q4

Initiative Type: Program
 Investment Program: Maintenance Facilities
 Investment Category: Railcar and Railcar Facilities

Mode: Rail
 Location: Systemwide

Description

This program rehabilitates railyard facilities, systems, and site assets to achieve and maintain a state of good repair and improve the safety of employees and operational efficiency.



Expected Outcome

Maintains railyard facilities in a state of good repair to support efficient operations and the wide range of functions on site.

Strategic Drivers



Safety



Security



Reliability/SGR

Overall Status

(Programs are ongoing)

Development & Evaluation	●
Implementation & Construction	●
Operations Activation	●

Design work for the Sewer Ejector at the Paint Shop has reached 40% completion of the 30% design phase. For the West Falls Church Cable Trough Rehabilitation project, preparation of the RFP package is underway, with an anticipated advertisement in Q1 FY25. The Sheriff Road HVAC Facility project has been awarded, with architectural drawings completed and the project currently at 40% completion.

Budget and Funding (\$ Millions)

FY2024 Current Budget	YTD % Budget Expended
\$2.00	77.7%

FY2024 Funding Sources	YTD Expended
Formula	\$0.00
PRIIA	\$0.00
Other	\$0.00
Federal Subtotal	\$0.00
System Performance	\$0.00
Reimbursable/Other	\$0.00
DC Dedicated Funding	\$0.06
MD Dedicated Funding	\$0.06
VA Non-Restricted Dedicated Funding	\$0.04
VA Restricted Dedicated Funding	\$0.01
Local Subtotal	\$0.17
Debt	\$1.41
Net Accruals	(\$0.03)
Total FY2024 Expenditures	\$1.55

(CIP0284)

Top 30 Active Contracts by Allocated CIP Value

Contract Number	Vendor	Activity	Contract Value	Allocated CIP Value	Contract Start Date	Contract Expiration Date
FQ19172P	C C Johnson & Malhotra PC	ENGINEERING	\$900,000	\$278,568	10/3/2019	10/3/2024
FQ19093 (A)	Anixter Wire And Cable	CONSTRUCTION	\$0	\$223,866	8/30/2019	8/29/2024
FQ18033F	DHA/RK&K Joint Venture	CONSULT	\$115,000,000	\$41,410	8/16/2018	8/1/2024
FQ18033B	HNTB Corporation	CONSULT	\$92,374,562	\$20,000	8/2/2018	8/2/2024
FQ18033G	Gannett Fleming Engineers and Architects	CONSULT	\$114,000,000	\$120,000	8/23/2018	8/30/2024

(CIP0286) Power Generator Replacement

FY2024 Q4

Initiative Type: Program
 Investment Program: Power
 Investment Category: Rail Systems

Mode: Rail
 Location: Systemwide

Description

This program provides for the replacement of power generators throughout the Metrorail system.



Expected Outcome

Provides additional resiliency to the Metrorail system by providing a back up power source to critical infrastructure including fire and life safety and communications systems and equipment.

Strategic Drivers



Safety



Security



Reliability/SGR

Overall Status

(Programs are ongoing)

Development & Evaluation	○
Implementation & Construction	●
Operations Activation	●

Continued preparing procurement package that was combined with AC SWGR Room Rehab package for Foggy Bottom and Arlington Cemetery.

Budget and Funding (\$ Millions)

FY2024 Current Budget	YTD % Budget Expended
\$2.33	54.6%

FY2024 Funding Sources	YTD Expended
Formula	\$0.00
PRIIA	\$0.00
Other	\$0.00
Federal Subtotal	\$0.00
System Performance	\$0.00
Reimbursable/Other	\$0.00
DC Dedicated Funding	\$0.18
MD Dedicated Funding	\$0.17
VA Non-Restricted Dedicated Funding	\$0.12
VA Restricted Dedicated Funding	\$0.04
Local Subtotal	\$0.50
Debt	\$0.63
Net Accruals	\$0.14
Total FY2024 Expenditures	\$1.27

(CIP0286)

Top 30 Active Contracts by Allocated CIP Value

Contract Number	Vendor	Activity	Contract Value	Allocated CIP Value	Contract Start Date	Contract Expiration Date
FQ18033B	HNTB Corporation	ENGINEERING	\$92,374,562	\$107,095	8/2/2018	8/2/2024
FQ18033D	Jacobs Engineering Group Inc	CONSULT	\$90,500,000	\$519,121	8/21/2018	5/23/2025
FQ18033C	WSP USA Inc.	CONSULT	\$92,950,000	\$394,880	8/15/2018	5/23/2025
FQ18033B	HNTB Corporation	CONSULT	\$106,860,293	\$57,332	8/2/2018	8/2/2024
FQ18033G	Gannett Fleming Engineers and Architects	CONSULT	\$114,000,000	\$1,425,173	8/23/2018	8/30/2024

(CIP0291) Tunnel Ventilation Improvements


FY2024 Q4

Initiative Type: Project
 Investment Program: Structures
 Investment Category: Track and Structures Rehabilitation

Mode: Rail
 Location: District of Columbia

Description

This project upgrades and installs additional underground ventilation fans, including components such as electrical infrastructure, lighting, communications equipment, ladders, steps, smoke detectors, alarms, and information technology infrastructure. Under CIP0356, a pilot and evaluation to rehabilitate ventilation shaft components will be implemented on the Red Line to serve as a proof of concept for future designs across the Metrorail system.



Expected Outcome

Improves the tunnel ventilation system performance and capacity by installing additional fans to move smoke more efficiently, increasing passenger and employee safety as measured by the Metrorail customer injury rate performance indicator [FY21 target of ≤1.40 injuries per million passengers] and the Metrorail system employee injury rate performance indicator [FY21 target of ≤3.5 per 100 employees].

Strategic Drivers



Safety



Security



Reliability/SGR

Overall Status

Development & Evaluation	●
Implementation & Construction	<input type="radio"/>
Operations Activation	<input type="radio"/>

Design work for the tunnel ventilation project continued, including sound attenuation and site surveys.

Budget and Funding (\$ Millions)

FY2024 Current Budget	YTD % Budget Expended
\$0.00	0.0%

FY2024 Funding Sources	YTD Expended
Formula	\$0.00
PRIIA	\$0.00
Other	\$0.00
Federal Subtotal	\$0.00
System Performance	\$0.00
Reimbursable/Other	\$0.00
DC Dedicated Funding	\$0.01
MD Dedicated Funding	\$0.01
VA Non-Restricted Dedicated Funding	\$0.01
VA Restricted Dedicated Funding	\$0.00
Local Subtotal	\$0.04
Debt	\$0.00
Net Accruals	\$0.00
Total FY2024 Expenditures	\$0.03

(CIP0291)

Top 30 Active Contracts by Allocated CIP Value

Contract Number	Vendor	Activity	Contract Value	Allocated CIP Value	Contract Start Date	Contract Expiration Date
FQ19172M	Mott MacDonald-WSP Joint Venture	ENGINEERING	\$61,000,000	\$37,578	10/3/2019	11/14/2024
C20147	K&J Safety & Security Consulting	CONSTRUCTION	\$19,773,890	\$120,000	9/30/2020	10/31/2025
FQ18033F	DHA/RK&K Joint Venture	CONSULT	\$115,000,000	\$60,000	8/16/2018	8/1/2024

(CIP0294) Bridge Rehabilitation Program

FY2024 Q4

Initiative Type: Program
 Investment Program: Structures
 Investment Category: Track and Structures Rehabilitation

Mode: Rail
 Location: Systemwide



Description

This program rehabilitates structural and system components of 162 aerial structures across the Metro system. Metro is rehabilitating additional structural and system components under Structural Rehabilitation - Package A (CIP0348).

Expected Outcome

Returns bridges to a state of good repair, avoiding future emergency shutdowns to address major defects identified in inspections.

Strategic Drivers



Safety



Security



Reliability/SGR

Overall Status

(Programs are ongoing)

Development & Evaluation	●
Implementation & Construction	●
Operations Activation	●

For the Trestle Bridges project, design work remains at 60%. The team participated in the Foundry Branch Section 106 Consulting Parties meeting and is preparing the Section 106 Memorandum of Agreement for the Walhonding and Wilson Lane Trestle Bridges. In the Bridge Inspection Program, 76% of load ratings are in progress—47% completed and 53% in draft stage—while 95% of structural inspections are finished.

Budget and Funding (\$ Millions)

FY2024 Current Budget	YTD % Budget Expended
\$10.01	98.6%

FY2024 Funding Sources	YTD Expended
Formula	\$0.00
PRIIA	\$0.00
Other	\$0.00
Federal Subtotal	\$0.00
System Performance	\$1.13
Reimbursable/Other	\$0.00
DC Dedicated Funding	\$0.71
MD Dedicated Funding	\$0.66
VA Non-Restricted Dedicated Funding	\$0.47
VA Restricted Dedicated Funding	\$0.14
Local Subtotal	\$3.11
Debt	\$5.30
Net Accruals	\$1.45
Total FY2024 Expenditures	\$9.87

(CIP0294)**Top 30 Active Contracts by Allocated CIP Value**

Contract Number	Vendor	Activity	Contract Value	Allocated CIP Value	Contract Start Date	Contract Expiration Date
FQ19172G	Gannett Fleming Engineers and Architects	ENGINEERING	\$70,250,000	\$3,205,454	10/3/2019	10/3/2024
FQ19172A	AECOM, USA, INC.	ENGINEERING	\$16,400,000	\$672,420	10/3/2019	11/14/2024
FQ19172J	AECOM Technical Services Inc	ENGINEERING	\$2,500,000	\$594,330	10/3/2019	10/3/2024
FQ19172A	AECOM, USA, INC.	CONSTRUCTION	\$15,200,000	\$56,341	10/3/2019	10/3/2024
FQ19172A	AECOM, USA, INC.	CONSULT	\$16,400,000	\$867,915	10/3/2019	11/14/2024
FQ18033F	DHA/RK&K Joint Venture	CONSULT	\$115,000,000	\$604,597	8/16/2018	8/1/2024
FQ18033B	HNTB Corporation	CONSULT	\$106,860,293	\$50,000	8/2/2018	8/2/2024
FQ18033G	Gannett Fleming Engineers and Architects	CONSULT	\$114,000,000	\$201,000	8/23/2018	8/30/2024

(CIP0297) Union Station Improvements

FY2024 Q4

Initiative Type: Project
 Investment Program: Platforms & Structures
 Investment Category: Stations and Passenger Facilities

Mode: Rail
 Location: District of Columbia

Description

This project will relieve congestion at Union Station by implementing a redesign of the First Street northeast entrance, including expanding the north mezzanine by adding stairs, adding additional fare gates, and relocating the fare vending machines.



Expected Outcome

Improves customer crowding and convenience by providing a better flow for riders as they enter and exit the station, as well as improved lighting and an additional staircase.

Strategic Drivers



Safety



Security



Reliability/SGR

Overall Status

Development & Evaluation	○
Implementation & Construction	●
Operations Activation	●

The project has progressed to 100% slab design, with a kickoff meeting held with Gannett Fleming. Design activities have commenced, and discussions with Amtrak Legal and the project team are ongoing regarding the Slab Construction Agreement. Construction is now scheduled to begin in Q2 FY25.

Budget and Funding (\$ Millions)

FY2024 Current Budget	YTD % Budget Expended
\$3.93	9.2%

FY2024 Funding Sources	YTD Expended
Formula	\$0.00
PRIIA	\$0.00
Other	\$0.00
Federal Subtotal	\$0.00
System Performance	\$0.00
Reimbursable/Other	\$0.00
DC Dedicated Funding	\$0.16
MD Dedicated Funding	\$0.15
VA Non-Restricted Dedicated Funding	\$0.11
VA Restricted Dedicated Funding	\$0.03
Local Subtotal	\$0.45
Debt	\$0.00
Net Accruals	(\$0.08)
Total FY2024 Expenditures	\$0.36

(CIP0297)

Top 30 Active Contracts by Allocated CIP Value

Contract Number	Vendor	Activity	Contract Value	Allocated CIP Value	Contract Start Date	Contract Expiration Date
FQ19172G	Gannett Fleming Engineers and Architects	ENGINEERING	\$12,250,000	\$698,190	10/3/2019	10/3/2024
FQ18033I	AECOM-STV JV	CONSULT	\$70,000,000	\$120,000	7/1/2018	6/30/2025
FQ19172G	Gannett Fleming Engineers and Architects	CONSULT	\$78,300,000	\$697,257	10/3/2019	11/14/2024

(CIP0302) Huntington Station Parking Garage Demolition

FY2024 Q4

Initiative Type: Project
 Investment Program: Platforms & Structures
 Investment Category: Stations and Passenger Facilities

Mode: Rail
 Location: Commonwealth of Virginia

Description

This project is part of a joint development between Metro and Fairfax County to replace the south parking garage at Huntington Station in Fairfax County. The development enables Metro to offer up to 12 acres for private development.



Expected Outcome

Enables development of a new bus loop to accommodate Fairfax County's planned Bus Rapid Transit terminus at Huntington Station while replacing a closed parking facility.

Strategic Drivers



Safety



Security



Reliability/SGR

Overall Status

Development & Evaluation	○
Implementation & Construction	○
Operations Activation	○

- no activities.

Budget and Funding (\$ Millions)

FY2024 Current Budget	YTD % Budget Expended
\$0.42	21.1%

FY2024 Funding Sources	YTD Expended
Formula	\$0.00
PRIIA	\$0.00
Other	\$0.00
Federal Subtotal	\$0.00
System Performance	\$0.00
Reimbursable/Other	\$0.00
DC Dedicated Funding	\$0.02
MD Dedicated Funding	\$0.02
VA Non-Restricted Dedicated Funding	\$0.02
VA Restricted Dedicated Funding	\$0.00
Local Subtotal	\$0.07
Debt	\$0.04
Net Accruals	(\$0.02)
Total FY2024 Expenditures	\$0.09

There are no active contracts associated with this CIP

(CIP0305) Rail Passenger Facility State of Good Repair Program

FY2024 Q4

Initiative Type: Program
 Investment Program: Platforms & Structures
 Investment Category: Stations and Passenger Facilities

Mode: Rail
 Location: Systemwide

Description

This program repairs and replaces antiquated systems and infrastructure in passenger facilities including ceilings, sewage ejector pumps, and other systems.



Expected Outcome

Increases the efficiency and reliability of passenger facilities. Also improves customers' experience and helps prevent potential safety issues.

Strategic Drivers



Safety



Security



Reliability/SGR

Overall Status

(Programs are ongoing)

Development & Evaluation	●
Implementation & Construction	●
Operations Activation	●

The Sewage Ejector Replacement project has completed the design phase, with the 100% design package both submitted and approved. The project has moved into the procurement stage, with the procurement package now completed and under review by PRMT and Legal. The advertisement for the construction phase is forecasted for early August, with construction expected to begin in Q2 of 2025.

Budget and Funding (\$ Millions)

FY2024 Current Budget	YTD % Budget Expended
\$1.08	83.4%

FY2024 Funding Sources	YTD Expended
Formula	\$0.00
PRIIA	\$0.00
Other	\$0.00
Federal Subtotal	\$0.00
System Performance	\$0.00
Reimbursable/Other	\$0.00
DC Dedicated Funding	\$0.27
MD Dedicated Funding	\$0.25
VA Non-Restricted Dedicated Funding	\$0.18
VA Restricted Dedicated Funding	\$0.05
Local Subtotal	\$0.75
Debt	\$0.15
Net Accruals	\$0.00
Total FY2024 Expenditures	\$0.90

(CIP0305)

Top 30 Active Contracts by Allocated CIP Value

Contract Number	Vendor	Activity	Contract Value	Allocated CIP Value	Contract Start Date	Contract Expiration Date
FQ19172Q	CSI Engineering P C	CONSULT	\$2,500,000	\$1,077,414	10/3/2019	1/29/2025
FQ18033B	HNTB Corporation	CONSULT	\$106,860,293	\$60,000	8/2/2018	8/2/2024
FQ18033G	Gannett Fleming Engineers and Architects	CONSULT	\$114,000,000	\$7,000	8/23/2018	8/30/2024

(CIP0307) Station Platform Rehabilitation - Phase 2

FY2024 Q4

Initiative Type: Project

Mode: Rail

Investment Program:

Location:

Investment Category:

Description



Expected Outcome

Strategic Drivers



Safety



Security



Reliability/SGR

Overall Status

Development & Evaluation	<input type="radio"/>
Implementation & Construction	<input type="radio"/>
Operations Activation	<input type="radio"/>

no activities planned

Budget and Funding (\$ Millions)

FY2024 Current Budget	YTD % Budget Expended
\$0.00	0.0%

FY2024 Funding Sources	YTD Expended
Formula	\$0.00
PRIIA	\$0.00
Other	\$0.00
Federal Subtotal	\$0.00
System Performance	\$0.00
Reimbursable/Other	\$0.00
DC Dedicated Funding	\$0.00
MD Dedicated Funding	\$0.00
VA Non-Restricted Dedicated Funding	\$0.00
VA Restricted Dedicated Funding	\$0.00
Local Subtotal	\$0.01
Debt	\$0.00
Net Accruals	\$0.00
Total FY2024 Expenditures	\$0.01

(CIP0307)

Top 30 Active Contracts by Allocated CIP Value

Contract Number	Vendor	Activity	Contract Value	Allocated CIP Value	Contract Start Date	Contract Expiration Date
C20147	K&J Safety & Security Consulting	CONSTRUCTION	\$19,773,890	\$90,000	9/30/2020	10/31/2025
FQ18033I	AECOM-STV JV	CONSULT	\$70,000,000	\$2,272,470	7/1/2018	6/30/2025

(CIP0308) Station Platform Rehabilitation - Phase 3

FY2024 Q4

Initiative Type: Project
 Investment Program: Platforms & Structures
 Investment Category: Stations and Passenger Facilities

Mode: Rail
 Location: Systemwide

Description

This project rehabilitates and repairs platforms and station systems at the following stations along the Green and Blue Lines in Maryland and Virginia to address potentially unsafe and deteriorating conditions: Arlington Cemetery, Addison Road, West Hyattsville, Prince George's Plaza, College Park, and Greenbelt. Customer experience improvements include slip-resistant tile, improved lighting, upgraded passenger shelters, new passenger information displays, and improved public address system.



Expected Outcome

Upgrades and improves above-ground stations for customer safety and comfort, as measured by the Metrorail customer injury rate performance indicator [FY21 target of ≤177 injuries]. New platforms and other new/rehabilitated station assets will increase the lifespan of these assets, reducing future maintenance requirements and improving the quality of rail service provided for customers accessing these stations.

Strategic Drivers



Safety



Security



Reliability/SGR

Overall Status

Development & Evaluation	○
Implementation & Construction	○
Operations Activation	●

Continued with safety certifications and punchlist items.

Budget and Funding (\$ Millions)

FY2024 Current Budget	YTD % Budget Expended
\$1.50	-25.3%

FY2024 Funding Sources	YTD Expended
Formula	\$0.00
PRIIA	(\$1.61)
Other	\$0.00
Federal Subtotal	(\$1.61)
System Performance	\$0.00
Reimbursable/Other	\$0.00
DC Dedicated Funding	\$0.08
MD Dedicated Funding	\$0.07
VA Non-Restricted Dedicated Funding	\$0.05
VA Restricted Dedicated Funding	\$0.01
Local Subtotal	\$0.21
Debt	\$3.08
Net Accruals	(\$0.81)
Total FY2024 Expenditures	\$0.87

(CIP0308)

Top 30 Active Contracts by Allocated CIP Value

Contract Number	Vendor	Activity	Contract Value	Allocated CIP Value	Contract Start Date	Contract Expiration Date
FQ19172M	Mott MacDonald-WSP Joint Venture	ENGINEERING	\$61,000,000	\$204,866	10/3/2019	11/14/2024
C20147	K&J Safety & Security Consulting	CONSTRUCTION	\$19,773,890	\$90,000	9/30/2020	10/31/2025
FQ18033I	AECOM-STV JV	CONSULT	\$70,000,000	\$1,760,000	7/1/2018	6/30/2025
FQ18033B	HNTB Corporation	CONSULT	\$106,860,293	\$28,811	8/2/2018	8/2/2024

(CIP0310) Station Platform Rehabilitation - Phase 4

FY2024 Q4

Initiative Type: Project
 Investment Program: Platforms & Structures
 Investment Category: Stations and Passenger Facilities

Mode: Rail
 Location: Systemwide

Description

This project rehabilitates and repairs platforms and systems at the following Orange Line stations to address potentially unsafe and deteriorating conditions: Minnesota Avenue, Deanwood, Cheverly, Landover, and New Carrollton. Customer experience improvements include slip-resistant tile, improved lighting, upgraded passenger shelters, new passenger information displays, improved public address system, new closed-circuit television system, and renovated bathrooms.



Expected Outcome

Upgrades and improves above-ground stations for customer safety and comfort. New platforms and other new/rehabilitated station assets will increase the lifespan of these assets, reducing future maintenance requirements and improving the quality of rail service provided for customers accessing these stations.

Strategic Drivers



Safety



Security



Reliability/SGR

Overall Status

Development & Evaluation	○
Implementation & Construction	●
Operations Activation	●

Continue with Close-out activities and MOD negotiation

Budget and Funding (\$ Millions)

FY2024 Current Budget	YTD % Budget Expended
\$10.04	85.2%

FY2024 Funding Sources	YTD Expended
Formula	\$0.00
PRIIA	\$18.19
Other	\$0.00
Federal Subtotal	\$18.19
System Performance	\$0.00
Reimbursable/Other	\$0.00
DC Dedicated Funding	\$1.27
MD Dedicated Funding	\$1.19
VA Non-Restricted Dedicated Funding	\$0.85
VA Restricted Dedicated Funding	\$0.25
Local Subtotal	\$3.56
Debt	(\$2.71)
Net Accruals	(\$6.58)
Total FY2024 Expenditures	\$12.46

(CIP0310)

Top 30 Active Contracts by Allocated CIP Value

Contract Number	Vendor	Activity	Contract Value	Allocated CIP Value	Contract Start Date	Contract Expiration Date
FQ19172M	Mott MacDonald-WSP Joint Venture	ENGINEERING	\$55,500,000	\$1	10/3/2019	10/3/2024
FQ18033B	HNTB Corporation	ENGINEERING	\$92,374,562	\$85,676	8/2/2018	8/2/2024
FQ18033B	HNTB Corporation	CONSULT	\$106,860,293	\$173,777	8/2/2018	8/2/2024

(CIP0311) Bladensburg Bus Garage Replacement

FY2024 Q4

Initiative Type: Project
 Investment Program: Maintenance Facilities
 Investment Category: Bus, Bus Facilities & Paratransit

Mode: Bus
 Location: District of Columbia

Description

This project demolishes and replaces the obsolete bus maintenance and operations facility at Bladensburg to improve facility use and capacity. The new facility, designed to achieve LEED certification, will have an on-site employee parking lot, multiple access points, parking for up to 300 buses, 25 maintenance bays, and a compressed natural gas (CNG) fueling station. The facility will be ready for future electric bus infrastructure as Metro begins full implementation of 100% electric vehicles.



Expected Outcome

Provides a new LEED-certified bus facility that will improve bus safety, efficiency, maintenance and operations, while maximizing bus fleet availability as measured by the bus system employee injury rate performance indicator [FY21 target of ≤11.2 injuries per 100 employees] and the Bus Fleet Reliability performance indicator [FY21 target ≥7,000 miles between failures].

Strategic Drivers



Safety



Security



Reliability/SGR

Overall Status

Development & Evaluation	○
Implementation & Construction	●
Operations Activation	○

Shepherd Parkway was completed in May. Continued to build the Maintenance Building as completion is expected to be FY25Q3.

Budget and Funding (\$ Millions)

FY2024 Current Budget	YTD % Budget Expended
\$95.04	101.5%

FY2024 Funding Sources	YTD Expended
Formula	\$79.82
PRIIA	\$0.00
Other	\$0.00
Federal Subtotal	\$79.82
System Performance	\$0.00
Reimbursable/Other	\$0.00
DC Dedicated Funding	\$0.02
MD Dedicated Funding	\$0.02
VA Non-Restricted Dedicated Funding	\$0.01
VA Restricted Dedicated Funding	\$0.00
Local Subtotal	\$0.06
Debt	\$10.03
Net Accruals	\$2.62
Total FY2024 Expenditures	\$92.53

(CIP0311)**Top 30 Active Contracts by Allocated CIP Value**

Contract Number	Vendor	Activity	Contract Value	Allocated CIP Value	Contract Start Date	Contract Expiration Date
FQ19172D	Jacobs Engineering Group Inc	ENGINEERING	\$2,500,000	\$1,442,300	10/3/2019	10/3/2024
FQ19172L	Johnson Mirmiran & Thompson Inc	ENGINEERING	\$5,000,000	\$556,819	10/3/2019	10/3/2024
FQ18033I	AECOM-STV JV	ENGINEERING	\$70,000,000	\$2,997,266	7/1/2018	6/30/2025
FQ19144B	Hensel Phelps Construction Co	ENGINEERING	\$9,694,588	\$1,694,588	5/27/2020	3/31/2027
CQ19104	Dell Marketing LP	IT_HARDWARE_OTH	\$194,300,000	\$240,634	7/23/2019	1/22/2025
FQ19144B-2	Hensel Phelps Construction Co	CONSTRUCTION	\$252,911,000	\$14,251,674	10/8/2021	3/31/2027
FQ19144B	Hensel Phelps Construction Co	CONSTRUCTION	\$8,000,000	\$260,000	5/27/2020	3/31/2027
C20147	K&J Safety & Security Consulting	CONSTRUCTION	\$19,773,890	\$120,000	9/30/2020	10/31/2025
FQ18033C	WSP USA Inc.	CONSULT	\$92,950,000	\$7,281,576	8/15/2018	5/23/2025
FQ18033I	AECOM-STV JV	CONSULT	\$57,000,000	\$262,259	7/1/2018	6/30/2025
FQ18033B	HNTB Corporation	CONSULT	\$92,374,562	\$30,000	8/2/2018	8/2/2024
FQ18033G	Gannett Fleming Engineers and Architects	CONSULT	\$114,000,000	\$399,998	8/23/2018	8/30/2024

(CIP0312) Four Mile Run Bus Garage Rehabilitation

FY2024 Q4

Initiative Type: Project
 Investment Program: Maintenance Facilities
 Investment Category: Bus, Bus Facilities & Paratransit

Mode: Bus
 Location: Commonwealth of Virginia

Description

The project rehabilitates interior and exterior elements of the Four Mile Run bus facility to restore a state of good repair and meet short-term fleet capacity needs due to other bus facility replacement projects.



Expected Outcome

Provides a more modern facility while incorporating operating efficiencies that enable Metro to increase throughput to accommodate fleet requirements arising from other bus facility replacements.

Strategic Drivers



Safety



Security



Reliability/SGR

Overall Status

Development & Evaluation	<input type="radio"/>
Implementation & Construction	<input type="radio"/>
Operations Activation	<input type="radio"/>

Project Team identified certain repairs details to execute in-house.

Budget and Funding (\$ Millions)

FY2024 Current Budget	YTD % Budget Expended
\$0.36	17.3%

FY2024 Funding Sources	YTD Expended
Formula	\$0.00
PRIIA	\$0.00
Other	\$0.00
Federal Subtotal	\$0.00
System Performance	\$0.00
Reimbursable/Other	\$0.00
DC Dedicated Funding	\$0.00
MD Dedicated Funding	\$0.00
VA Non-Restricted Dedicated Funding	\$0.00
VA Restricted Dedicated Funding	\$0.00
Local Subtotal	\$0.00
Debt	\$0.26
Net Accruals	(\$0.20)
Total FY2024 Expenditures	\$0.06

(CIP0312)

Top 30 Active Contracts by Allocated CIP Value

Contract Number	Vendor	Activity	Contract Value	Allocated CIP Value	Contract Start Date	Contract Expiration Date
FQ19172M	Mott MacDonald-WSP Joint Venture	ENGINEERING	\$60,000,000	\$1,865,240	10/3/2019	10/3/2024

(CIP0315) Northern Bus Garage Replacement

FY2024 Q4

Initiative Type: Project
 Investment Program: Maintenance Facilities
 Investment Category: Bus, Bus Facilities & Paratransit

Mode: Bus
 Location: District of Columbia

Description

This project replaces the obsolete Northern Bus Garage to address structural deficiencies and improve use of limited facility space. The new facility will be designed to achieve LEED certification and retain the historical façade, provide multiple access points and parking for approximately 150 buses, support future electric bus charging infrastructure, and incorporate potential retail or public space. Northern Bus Garage will fully support 100% electric vehicles.



Expected Outcome

Provides a modern and safe bus operations and maintenance facility that will reduce associated energy consumption and operating costs and maximize bus fleet availability as measured by the Bus Fleet Reliability performance indicator [FY21 target ≥7,000 miles between failures]. Northern will become Metro's first all electric bus garage. The design will preserve the historic façade, offering potential retail space for revenue generation and/or provide public space.

Strategic Drivers



Safety



Security



Reliability/SGR

Overall Status

Development & Evaluation	○
Implementation & Construction	●
Operations Activation	○

Foundation work began in May. Structural steel work to begin FY25Q1.

Budget and Funding (\$ Millions)

FY2024 Current Budget	YTD % Budget Expended
\$84.30	100.5%

FY2024 Funding Sources	YTD Expended
Formula	\$65.57
PRIIA	\$0.00
Other	\$0.00
Federal Subtotal	\$65.57
System Performance	\$0.03
Reimbursable/Other	\$0.00
DC Dedicated Funding	\$0.00
MD Dedicated Funding	\$0.00
VA Non-Restricted Dedicated Funding	\$0.00
VA Restricted Dedicated Funding	\$0.00
Local Subtotal	\$0.03
Debt	\$8.77
Net Accruals	\$6.92
Total FY2024 Expenditures	\$81.29

(CIP0315)

Top 30 Active Contracts by Allocated CIP Value

Contract Number	Vendor	Activity	Contract Value	Allocated CIP Value	Contract Start Date	Contract Expiration Date
FQ19172L	Johnson Mirmiran & Thompson Inc	ENGINEERING	\$5,000,000	\$772,345	10/3/2019	10/3/2024
FQ19144N-2	Clark Construction Group, LLC	CONSTRUCTION	\$397,046,425	\$751,136	10/3/2022	5/28/2027
C20147	K&J Safety & Security Consulting	CONSTRUCTION	\$19,773,890	\$120,000	9/30/2020	10/31/2025
FQ18033I	AECOM-STV JV	CONSULT	\$70,000,000	\$984,669	7/1/2018	6/30/2025
FQ18033C	WSP USA Inc.	CONSULT	\$92,950,000	\$757,850	8/15/2018	5/23/2025
FQ18033B	HNTB Corporation	CONSULT	\$106,860,293	\$60,000	8/2/2018	8/2/2024
FQ18033G	Gannett Fleming Engineers and Architects	CONSULT	\$114,000,000	\$18,621,759	8/23/2018	8/30/2024

(CIP0319) Bus Maintenance Facility State of Good Repair Program

FY2024 Q4

Initiative Type: Program
 Investment Program: Maintenance Facilities
 Investment Category: Bus, Bus Facilities & Paratransit

Mode: Bus
 Location:

Description

This program renovates bus maintenance facilities and equipment to achieve a state of good repair.



Expected Outcome

Provides modern, efficient, and safe bus operations and maintenance facilities as measured by the Metrobus customer injury rate performance indicator [FY20 target of less than 2.45 injuries per million passengers].

Strategic Drivers



Safety



Security



Reliability/SGR

Overall Status

(Programs are ongoing)

Development & Evaluation	○
Implementation & Construction	○
Operations Activation	○

100% Design for all Tiers 1&2 and New Carrollton complete, project will be closed out when final invoice is processed.

Budget and Funding (\$ Millions)

FY2024 Current Budget	YTD % Budget Expended
\$1.69	97.5%

FY2024 Funding Sources	YTD Expended
Formula	\$0.00
PRIIA	\$0.00
Other	\$0.00
Federal Subtotal	\$0.00
System Performance	\$0.00
Reimbursable/Other	\$0.00
DC Dedicated Funding	\$0.03
MD Dedicated Funding	\$0.02
VA Non-Restricted Dedicated Funding	\$0.02
VA Restricted Dedicated Funding	\$0.01
Local Subtotal	\$0.07
Debt	\$1.75
Net Accruals	(\$0.18)
Total FY2024 Expenditures	\$1.64

(CIP0319)

Top 30 Active Contracts by Allocated CIP Value

Contract Number	Vendor	Activity	Contract Value	Allocated CIP Value	Contract Start Date	Contract Expiration Date
FQ191720	Whitman, Requardt & Associate LLP	ENGINEERING	\$1,950,000	\$1,855,368	10/3/2019	11/14/2024
FQ18033F	DHA/RK&K Joint Venture	CONSULT	\$115,000,000	\$60,000	8/16/2018	8/1/2024

(CIP0322) Bus Passenger Facility Improvements

FY2024 Q4

Initiative Type: Program

Mode: Bus

Investment Program:

Location:

Investment Category:

Description



Expected Outcome

Strategic Drivers



Safety



Security



Reliability/SGR

Overall Status

Development & Evaluation	<input type="radio"/>
Implementation & Construction	<input type="radio"/>
Operations Activation	<input type="radio"/>

no activities planned

Budget and Funding (\$ Millions)

FY2024 Current Budget	YTD % Budget Expended
\$0.00	0.0%

FY2024 Funding Sources	YTD Expended
Formula	\$0.00
PRIIA	\$0.00
Other	\$0.00
Federal Subtotal	\$0.00
System Performance	\$0.00
Reimbursable/Other	\$0.00
DC Dedicated Funding	\$0.00
MD Dedicated Funding	\$0.00
VA Non-Restricted Dedicated Funding	\$0.00
VA Restricted Dedicated Funding	\$0.00
Local Subtotal	\$0.01
Debt	\$0.05
Net Accruals	\$0.00
Total FY2024 Expenditures	\$0.06

There are no active contracts associated with this CIP

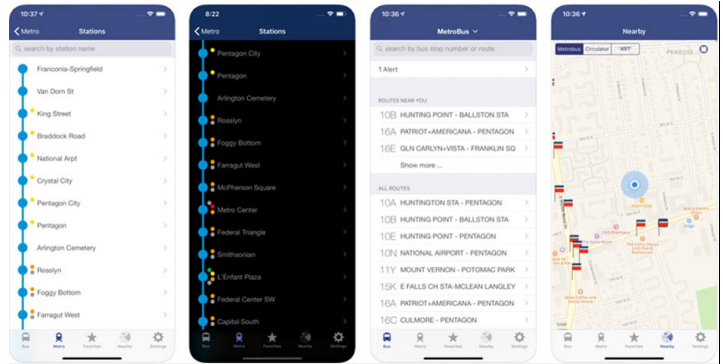
(CIP0326) Real-time Bus and Rail Data Feed Development

FY2024 Q4

Initiative Type:
Investment Program:
Investment Category:

Mode:
Location:

Description



Expected Outcome

Strategic Drivers



Safety



Security



Reliability/SGR

Overall Status

Development & Evaluation	<input type="radio"/>
Implementation & Construction	<input type="radio"/>
Operations Activation	<input type="radio"/>

In the fourth quarter, the data build to support accessible trip planning for all six new Silver Line (Dulles Phase 2) stations was completed. The project is now in the final stages, with testing and validation expected to be finished by the end of July.

Budget and Funding (\$ Millions)

FY2024 Current Budget	YTD % Budget Expended
\$0.00	0.0%

FY2024 Funding Sources	YTD Expended
Formula	\$0.00
PRIIA	\$0.00
Other	\$0.00
Federal Subtotal	\$0.00
System Performance	\$0.00
Reimbursable/Other	\$0.00
DC Dedicated Funding	\$0.02
MD Dedicated Funding	\$0.02
VA Non-Restricted Dedicated Funding	\$0.02
VA Restricted Dedicated Funding	\$0.00
Local Subtotal	\$0.06
Debt	\$0.00
Net Accruals	\$0.00
Total FY2024 Expenditures	\$0.07

(CIP0326)

Top 30 Active Contracts by Allocated CIP Value

Contract Number	Vendor	Activity	Contract Value	Allocated CIP Value	Contract Start Date	Contract Expiration Date
CIT01233281	Connects 360 LLC	CONSULT	\$114,650	\$5,028	11/14/2023	11/8/2024

(CIP0330) Information Technology Data Center

FY2024 Q4

Initiative Type: Project
 Investment Program: IT
 Investment Category: Business & Operations Support

Mode: Systemwide
 Location: Systemwide

Description

This project constructs a new data center to replace the existing data center at the Jackson Graham building that is being vacated. Metro will build a modern data center that blends new technologies with existing capabilities to continually improve and scale services to users, customers, and partners.



Expected Outcome

Replaces Metro's existing data center with a new modern facility to support the system and that will also enable Metro to generate revenue through the leasing of excess capacity.

Strategic Drivers



Safety



Security



Reliability/SGR

Overall Status

Development & Evaluation	○
Implementation & Construction	●
Operations Activation	○

Completed the project to install structured cabling for the Mill road lab. This cabling connects the racks that hold network equipment and servers to the network background.

Budget and Funding (\$ Millions)

FY2024 Current Budget	YTD % Budget Expended
\$21.99	90.5%

FY2024 Funding Sources	YTD Expended
Formula	\$0.00
PRIIA	\$0.00
Other	\$0.00
Federal Subtotal	\$0.00
System Performance	\$0.00
Reimbursable/Other	\$0.00
DC Dedicated Funding	\$1.41
MD Dedicated Funding	\$1.32
VA Non-Restricted Dedicated Funding	\$0.94
VA Restricted Dedicated Funding	\$0.28
Local Subtotal	\$3.96
Debt	\$25.45
Net Accruals	(\$9.51)
Total FY2024 Expenditures	\$19.90

(CIP0330)

Top 30 Active Contracts by Allocated CIP Value

Contract Number	Vendor	Activity	Contract Value	Allocated CIP Value	Contract Start Date	Contract Expiration Date
CQ19104	Dell Marketing LP	IT_HARDWARE_OTH	\$194,300,000	\$12,936,761	7/23/2019	7/22/2024
2021049630UA	AT&T Corp	EQUIPMENT	\$13,300,524	\$8,300,524	7/14/2022	7/13/2025
CIT01222078	Sirius Computer Solutions	IT_HARDWARE_OTH	\$4,747,661	\$4,747,661	3/7/2022	3/6/2027
2021049630UA	AT&T Corp	CONSULT	\$13,300,524	\$5,000,000	7/14/2022	7/13/2025

(CIP0331) Enterprise Resource Planning Software Replacement

FY2024 Q4

Initiative Type: Project
 Investment Program: IT
 Investment Category: Business & Operations Support

Mode: Systemwide
 Location: Systemwide



Description

This project will implement a new enterprise resource planning (ERP) system. Metro will perform any necessary upgrades to the current ERP system to maximize vendor support until the current program sunsets.

Expected Outcome

Replaces the existing ERP system that is scheduled to sunset by the vendor in approximately 2030. Provides the financial management and related systems critical to compliant financial managing and reporting.

Strategic Drivers



Safety



Security



Reliability/SGR

Overall Status

Development & Evaluation	●
Implementation & Construction	<input type="radio"/>
Operations Activation	<input type="radio"/>

In the fourth quarter, the project concentrated on the initial configurations of Oracle Fusion HCM and Financial systems in preparation for Prototype 1 delivery. This included extensive deep dive sessions on module functionality and process reviews. The program office also finalized the procurement of Oracle Enterprise Performance Management (EPM) and Oracle Enterprise Data Management (EDM), set to replace the Hyperion budget tool. Additionally, design sessions for Wave 2, covering payroll, benefits, and remaining HCM modules, were initiated. Security access design began, and the change champions network was onboarded. MetroSync management presented updates to Metro's senior leadership and at the Capital Review Meeting, highlighting the progress of the ERP modernization program.

Budget and Funding (\$ Millions)

FY2024 Current Budget	YTD % Budget Expended
\$34.04	101.7%

FY2024 Funding Sources	YTD Expended
Formula	\$0.00
PRIIA	\$0.00
Other	\$0.00
Federal Subtotal	\$0.00
System Performance	\$0.05
Reimbursable/Other	\$0.00
DC Dedicated Funding	\$0.00
MD Dedicated Funding	\$0.00
VA Non-Restricted Dedicated Funding	\$0.00
VA Restricted Dedicated Funding	\$0.00
Local Subtotal	\$0.05
Debt	\$24.40
Net Accruals	\$10.15
Total FY2024 Expenditures	\$34.61

(CIP0331)**Top 30 Active Contracts by Allocated CIP Value**

Contract Number	Vendor	Activity	Contract Value	Allocated CIP Value	Contract Start Date	Contract Expiration Date
CPRMT233317	Staples Business Advantage	EQUIP_MATL	\$3,000,000	\$1,710	4/1/2023	12/31/2024
CIT01233343	Oracle America Inc	CONSULT	\$97,485,148	\$97,485,148	10/13/2023	10/12/2027
CACCT222047-W05-D	IBS Management & Consultancy Service LLC	CONSULT	\$12,000,000	\$2,553,893	5/26/2022	5/13/2025
CIBOP211233G	Guidehouse Inc	CONSULT	\$1,355,692	\$1,355,692	1/10/2022	1/9/2026
CACCT222047-W05-E	KPMG LLP	CONSULT	\$7,666,400	\$1,257,797	4/14/2022	5/13/2025
F20101_SS_B	Susan Fitzgerald & Associates, Inc.	CONSULT	\$6,382,611	\$1,065,331	4/1/2021	3/31/2025
0000000211	Shannon Francis	CONSULT	\$1,025,720	\$915,720	7/1/2024	9/30/2026
CACCT222047-W05-A	Crowe LLP	CONSULT	\$1,019,440	\$676,240	7/27/2022	5/13/2025

(CIP0332) Fiber Optic Cable Installation

FY2024 Q4

Initiative Type: Project
 Investment Program: Signals & Communications
 Investment Category: Rail Systems

Mode: Systemwide
 Location: Systemwide

Description

This project will install fiber optic cable for connectivity throughout the system to adjoining communication rooms along the rail Right-of-Way (ROW) and determine the appropriate strategy for installing fiber optic cabling to ancillary rooms such as traction power substations, low voltage power rooms, vent shafts, and tie breaker stations.



Expected Outcome

Replaces outdated copper wiring with fiber optic cable increasing bandwidth, speeds, reliability and enabling Metro to upgrade communication infrastructure to modern equipment that requires fiber-optic connectivity. New cabling will improve Metro's ability to remotely monitor assets, increasing the efficiency of maintenance.

Strategic Drivers



Safety



Security



Reliability/SGR

Overall Status

Development & Evaluation	○
Implementation & Construction	●
Operations Activation	●

In the fourth quarter, progress on the fiber optic infrastructure project for the Blue and Orange Lines advanced further. The overall contract completion reached 61%, with specific components showing notable improvements. Radio Fiber connectivity is now 69% complete, MBE connectivity is at 84%, and IT Ancillary Fiber connectivity has increased to 32%. During this period, 53,441 linear feet of Radio Fiber and 88,000 linear feet of IT Ancillary Fiber were installed.

Budget and Funding (\$ Millions)

FY2024 Current Budget	YTD % Budget Expended
\$109.97	100.2%

FY2024 Funding Sources	YTD Expended
Formula	\$0.00
PRIIA	\$0.00
Other	\$0.00
Federal Subtotal	\$0.00
System Performance	\$3.69
Reimbursable/Other	\$0.00
DC Dedicated Funding	\$5.81
MD Dedicated Funding	\$5.44
VA Non-Restricted Dedicated Funding	\$3.88
VA Restricted Dedicated Funding	\$1.15
Local Subtotal	\$19.97
Debt	\$87.23
Net Accruals	\$1.17
Total FY2024 Expenditures	\$108.38

(CIP0332)**Top 30 Active Contracts by Allocated CIP Value**

Contract Number	Vendor	Activity	Contract Value	Allocated CIP Value	Contract Start Date	Contract Expiration Date
C20088A	Transportation Management Service Inc	BUS_BRIDGES	\$101,899,120	\$3,040,479	2/3/2020	2/2/2025
FRBIR244062 (C)	Anixter Wire And Cable	EQUIP_MATL	\$0	\$702,000	2/1/2024	1/31/2029
C20113	Transportation Management Service Inc	BUS_BRIDGES	\$31,515,461	\$416,945	5/22/2020	5/21/2025
FIRPG211190	C3M Power Systems, LLC	CONSTRUCTION	\$176,256,865	\$23,400,000	5/16/2022	6/30/2027
FRBIR222275	C3M Power Systems, LLC	CONSTRUCTION	\$108,102,205	\$3,704,014	10/26/2022	10/25/2027
FRSMP222122	Aldridge Electric Inc	CONSTRUCTION	\$50,925,333	\$260,000	2/7/2023	2/28/2026
FQ18033F	DHA/RK&K Joint Venture	CONSULT	\$115,000,000	\$15,344,808	8/16/2018	8/1/2024
FQ18033A	Parsons Transportation Group Inc	CONSULT	\$90,000,000	\$9,464,101	9/24/2018	8/1/2024
FQ18033I	AECOM-STV JV	CONSULT	\$55,500,000	\$7,217,442	7/1/2018	6/30/2025
FQ18033C	WSP USA Inc.	CONSULT	\$92,950,000	\$86,344	8/15/2018	5/23/2025

(CIP0335) Office Consolidation - District of Columbia

FY2024 Q4

Initiative Type: Project
 Investment Program: Support Equipment/Services
 Investment Category: Business & Operations Support

Mode: Systemwide
 Location: District of Columbia

Description

Part of Metro's regional office consolidation plan (combining 10 admin. facilities to four), this project funds the construction of a DC office building at 300 7th St. SW. The new site will be renovated to modern workplace standards, including new commercial amenities on the ground floor to activate the streetscape and benefit the community. In addition, Metro will improve the exterior appearance and add three floors, creating space for leases to generate additional revenue. The building will be designed to achieve LEED certification.



Expected Outcome

Updates and modernizes office space for employees that will streamline business processes, allow departments to be more logically organized and reduce Metro's long-term costs.

Strategic Drivers



Safety



Security



Reliability/SGR

Overall Status

Development & Evaluation	○
Implementation & Construction	●
Operations Activation	●

In the fourth quarter, the project focused on finalizing the reconciliation for hard costs, which was tentatively agreed upon. Ongoing work included the continuation of stone repairs.

Budget and Funding (\$ Millions)

FY2024 Current Budget	YTD % Budget Expended
\$17.69	98.4%

FY2024 Funding Sources	YTD Expended
Formula	\$0.00
PRIIA	\$0.00
Other	\$0.00
Federal Subtotal	\$0.00
System Performance	\$0.00
Reimbursable/Other	\$0.00
DC Dedicated Funding	\$0.00
MD Dedicated Funding	\$0.00
VA Non-Restricted Dedicated Funding	\$0.00
VA Restricted Dedicated Funding	\$0.00
Local Subtotal	\$0.00
Debt	\$21.95
Net Accruals	(\$2.82)
Total FY2024 Expenditures	\$19.13

(CIP0335)

Top 30 Active Contracts by Allocated CIP Value

Contract Number	Vendor	Activity	Contract Value	Allocated CIP Value	Contract Start Date	Contract Expiration Date
C20053	Clearing Inc	CONSULT	\$8,958,233	\$7,158,233	12/10/2019	12/31/2024
FQ18033D	Jacobs Engineering Group Inc	CONSULT	\$90,500,000	\$769,132	8/21/2018	5/23/2025
FQ18033I	AECOM-STV JV	CONSULT	\$70,000,000	\$20,000	7/1/2018	6/30/2025
FQ18033G	Gannett Fleming Engineers and Architects	CONSULT	\$114,000,000	\$100,000	8/23/2018	8/30/2024

(CIP0337) Office Consolidation - Virginia

FY2024 Q4

Initiative Type: Project
 Investment Program: Support Equipment/Services
 Investment Category: Business & Operations Support

Mode: Systemwide
 Location: Commonwealth of Virginia

Description

This project constructs a new office building in Virginia as part of Metro's regional office consolidation plan. The new office building will be constructed near the Eisenhower Avenue Metrorail Station in Alexandria, Virginia. The building will be designed with the goal of achieving LEED certification and is part of the larger redevelopment of the Eisenhower Avenue corridor.



Expected Outcome

Updates and modernizes office space for employees that will streamline business process, allow departments to be more logically organized and reduce Metro's long-term costs.

Strategic Drivers



Safety



Security



Reliability/SGR

Overall Status

Development & Evaluation	○
Implementation & Construction	●
Operations Activation	●

In the fourth quarter, punch list work for base building continued, with remaining items dependent on contractor availability and coordination with WMATA for specific access needs. This coordination is expected to extend into August 2024. For the related projects, support continued in project management, development of Standard Operating Procedures (SOPs), integration of MICC functionality, and facilitation of training. Additionally, work was focused on developing curriculums and executing onboarding activities.

Budget and Funding (\$ Millions)

FY2024 Current Budget	YTD % Budget Expended
\$30.03	95.7%

FY2024 Funding Sources	YTD Expended
Formula	\$0.00
PRIIA	\$0.00
Other	\$0.00
Federal Subtotal	\$0.00
System Performance	\$0.00
Reimbursable/Other	\$0.00
DC Dedicated Funding	\$0.00
MD Dedicated Funding	\$0.00
VA Non-Restricted Dedicated Funding	\$0.00
VA Restricted Dedicated Funding	\$0.00
Local Subtotal	\$0.00
Debt	\$40.01
Net Accruals	(\$3.09)
Total FY2024 Expenditures	\$36.92

(CIP0337)

Top 30 Active Contracts by Allocated CIP Value

Contract Number	Vendor	Activity	Contract Value	Allocated CIP Value	Contract Start Date	Contract Expiration Date
FQ18033A	Parsons Transportation Group Inc	CONSULT	\$83,250,000	\$2,721,625	9/24/2018	8/1/2024
FQ18033D	Jacobs Engineering Group Inc	CONSULT	\$90,500,000	\$969,132	8/21/2018	5/23/2025
FQ19172D	Jacobs Engineering Group Inc	CONSULT	\$5,400,000	\$300,000	10/3/2019	10/3/2024
FQ18033G	Gannett Fleming Engineers and Architects	CONSULT	\$114,000,000	\$160,000	8/23/2018	8/30/2024

(CIP0338) Office Consolidation - Maryland

FY2024 Q4

Initiative Type: Project
 Investment Program: Support Equipment/Services
 Investment Category: Business & Operations Support

Mode: Systemwide
 Location: State of Maryland



Description

This project constructs a new office building in Maryland as part of Metro's regional office consolidation plan. The new building consolidates employees near the New Carrollton Metrorail Station in PG County. The station is a significant transit hub and is served by Metro, MARC, multiple local and regional buses, Amtrak, Greyhound, and in the future Maryland MTA Purple Line. The building will be designed to achieve LEED certification and is part of the continued development of New Carrollton.

Expected Outcome

Updates and modernizes office space for employees that will streamline business processes, allow departments to be more logically organized and reduce Metro's long-term costs.

Strategic Drivers



Safety



Security



Reliability/SGR

Overall Status

Development & Evaluation	○
Implementation & Construction	●
Operations Activation	●

In the fourth quarter, plaza construction reached substantial completion, with punch list work extending into July. Interior graphic installations were partially completed. Remaining tasks include the procurement and installation of the trellis and exterior signage.

Budget and Funding (\$ Millions)

FY2024 Current Budget	YTD % Budget Expended
\$5.54	69.7%

FY2024 Funding Sources	YTD Expended
Formula	\$0.00
PRIIA	\$0.00
Other	\$0.00
Federal Subtotal	\$0.00
System Performance	\$0.00
Reimbursable/Other	\$0.00
DC Dedicated Funding	\$0.00
MD Dedicated Funding	\$0.00
VA Non-Restricted Dedicated Funding	\$0.00
VA Restricted Dedicated Funding	\$0.00
Local Subtotal	\$0.00
Debt	\$2.95
Net Accruals	\$0.91
Total FY2024 Expenditures	\$3.86

(CIP0338)

Top 30 Active Contracts by Allocated CIP Value

Contract Number	Vendor	Activity	Contract Value	Allocated CIP Value	Contract Start Date	Contract Expiration Date
FQ18033D	Jacobs Engineering Group Inc	CONSULT	\$90,500,000	\$992,439	8/21/2018	5/23/2025

(CIP0339) Rail Station Emergency Egress Improvements

FY2024 Q4

Initiative Type: Program
 Investment Program: Support Equipment/Services
 Investment Category: Business & Operations Support

Mode: Systemwide
 Location: Systemwide

Description

This program improves first responder access and direction throughout the Metrorail system. Addresses blocked access to fire department connection (FDCs) on standpipes and sprinklers, lack of access or limited signage of evacuation shafts, and unclear emergency egress routes that could impede first responder access and customer/employee evacuation.



Expected Outcome

Increases the safety of customers and employees by helping first responders reach emergency situations through unimpeded access to the system and improving evacuation routes for employees and customers.

Strategic Drivers



Safety



Security



Reliability/SGR

Overall Status

Development & Evaluation	○
Implementation & Construction	○
Operations Activation	○

In the fourth quarter, design work was completed. The project transitioned into bid support and is now preparing for the construction phase. The Notice to Proceed (NTP) was signed and sent.

Budget and Funding (\$ Millions)

FY2024 Current Budget	YTD % Budget Expended
\$0.00	0.0%

FY2024 Funding Sources	YTD Expended
Formula	\$0.00
PRIIA	\$0.00
Other	\$0.00
Federal Subtotal	\$0.00
System Performance	\$0.00
Reimbursable/Other	\$0.00
DC Dedicated Funding	\$0.15
MD Dedicated Funding	\$0.14
VA Non-Restricted Dedicated Funding	\$0.10
VA Restricted Dedicated Funding	\$0.03
Local Subtotal	\$0.42
Debt	\$0.02
Net Accruals	\$0.00
Total FY2024 Expenditures	\$0.44

(CIP0339)

Top 30 Active Contracts by Allocated CIP Value

Contract Number	Vendor	Activity	Contract Value	Allocated CIP Value	Contract Start Date	Contract Expiration Date
FQ19172Q	CSI Engineering P C	ENGINEERING	\$6,588,000	\$431,741	10/3/2019	1/29/2025
FQ18033G	Gannett Fleming Engineers and Architects	CONSULT	\$114,000,000	\$10,000	8/23/2018	8/30/2024

(CIP0341) Rail System Standpipe Replacement Program

FY2024 Q4

Initiative Type: Program
 Investment Program: Station Systems
 Investment Category: Stations and Passenger Facilities

Mode: Rail
 Location: Systemwide

Description

This program replaces dry standpipes throughout the system that have reached the end of their useful life or need to be replaced based on asset condition.



Expected Outcome

Replaces dry standpipes used to extinguish fires in Metrorail tunnels and station platforms to keep assets in a state of good repair and in compliance with national and local regulatory maintenance standards.

Strategic Drivers



Safety



Security



Reliability/SGR

Overall Status

(Programs are ongoing)

Development & Evaluation	○
Implementation & Construction	●
Operations Activation	○

The Standpipe Replacement project (Contract FRBIR222210) continues on the A, B, & F lines (Red and Green). The standpipe system has been completed and tested at FA12 (between Bethesda and Friendship Heights). Installation is complete at two locations, VB14 and FB9 (between Wheaton and Glenmont Stations), and has begun at two more locations, VB15 and VB16 (also between Wheaton and Glenmont Stations).

Budget and Funding (\$ Millions)

FY2024 Current Budget	YTD % Budget Expended
\$8.96	105.3%

FY2024 Funding Sources	YTD Expended
Formula	\$0.00
PRIIA	\$0.00
Other	\$0.00
Federal Subtotal	\$0.00
System Performance	\$0.00
Reimbursable/Other	\$0.00
DC Dedicated Funding	\$0.78
MD Dedicated Funding	\$0.73
VA Non-Restricted Dedicated Funding	\$0.52
VA Restricted Dedicated Funding	\$0.15
Local Subtotal	\$2.19
Debt	\$6.77
Net Accruals	\$1.01
Total FY2024 Expenditures	\$9.97

(CIP0341)**Top 30 Active Contracts by Allocated CIP Value**

Contract Number	Vendor	Activity	Contract Value	Allocated CIP Value	Contract Start Date	Contract Expiration Date
C20088A	Transportation Management Service Inc	BUS_BRIDGES	\$101,899,120	\$3,040,382	2/3/2020	2/2/2025
C20113	Transportation Management Service Inc	BUS_BRIDGES	\$35,336,922	\$395,757	5/22/2020	5/21/2025
FRBIR222210	Property & Environmental Management Inc	CONSTRUCTION	\$15,680,421	\$15,680,421	9/16/2022	12/29/2025
FQ16036-G	FH Paschen SN Nielsen & Associates LLC	CONSTRUCTION	\$6,000,000	\$150,000	10/15/2018	7/1/2024
C20147	K&J Safety & Security Consulting	CONSTRUCTION	\$19,773,890	\$25,758	9/30/2020	10/31/2025
FQ18033B	HNTB Corporation	CONSULT	\$92,374,562	\$190,110	8/2/2018	8/2/2024
FQ18033I	AECOM-STV JV	CONSULT	\$70,000,000	\$18,976	7/1/2018	6/30/2025
FQ18033F	DHA/RK&K Joint Venture	CONSULT	\$115,000,000	\$6,000	8/16/2018	8/1/2024
FQ18033G	Gannett Fleming Engineers and Architects	CONSULT	\$114,000,000	\$643,513	8/23/2018	8/30/2024

(CIP0342) Information Technology Hardware State of Good Repair

FY2024 Q4

Initiative Type: Program
 Investment Program: IT
 Investment Category: Business & Operations Support

Mode: Systemwide
 Location: Systemwide

Description

This program implements data center infrastructure technology improvements to achieve higher operational efficiencies, increases capacity and service availability and reduces risk to the underlying business functions and communications network.



Expected Outcome

Supports continuity of operations by providing efficient, reliable, and secure computing and network infrastructure, communications hardware, and edge devices.

Strategic Drivers



Safety



Security



Reliability/SGR

Overall Status

(Programs are ongoing)

Development & Evaluation	●
Implementation & Construction	●
Operations Activation	●

In the fourth quarter, Metro continued its IT hardware SOGR initiatives. Efforts included further upgrading and replacing outdated hardware and software, performing ongoing network maintenance and expansion to support operational requirements, and continuing the Authority-wide replacement of PC desktops, laptops, and tablets.

Budget and Funding (\$ Millions)

FY2024 Current Budget	YTD % Budget Expended
\$14.95	81.9%

FY2024 Funding Sources	YTD Expended
Formula	\$0.00
PRIIA	\$0.00
Other	\$0.00
Federal Subtotal	\$0.00
System Performance	\$0.00
Reimbursable/Other	\$0.00
DC Dedicated Funding	\$3.46
MD Dedicated Funding	\$3.24
VA Non-Restricted Dedicated Funding	\$2.31
VA Restricted Dedicated Funding	\$0.69
Local Subtotal	\$9.69
Debt	\$2.46
Net Accruals	\$0.09
Total FY2024 Expenditures	\$12.23

(CIP0342)

Top 30 Active Contracts by Allocated CIP Value

Contract Number	Vendor	Activity	Contract Value	Allocated CIP Value	Contract Start Date	Contract Expiration Date
CIT01233279	Mythics LLC	IT_SOFTWARE_OTH	\$17,046,922	\$5,462,873	4/11/2023	12/31/2024
CQ19104	Dell Marketing LP	IT_HARDWARE_OTH	\$194,300,000	\$3,021,826	7/23/2019	7/22/2024
CQ20006	CMG Media Ventures LLC	EQUIP_MATL	\$82,320	\$81,420	10/4/2019	10/3/2024
CQ18183	Mythics LLC	CONSULT	\$39,005,737	\$17,501,938	5/16/2018	5/15/2025
CIT01233567	Computer Aid Inc	CONSULT	\$2,916,514	\$555,621	7/26/2023	7/25/2024

(CIP0344) IT Program Management Support

FY2024 Q4

Initiative Type:
Investment Program:
Investment Category:

Mode:
Location:



Description

Expected Outcome

Strategic Drivers



Safety



Security



Reliability/SGR

Overall Status

Development & Evaluation	<input type="radio"/>
Implementation & Construction	<input type="radio"/>
Operations Activation	<input type="radio"/>

No activities.

Budget and Funding (\$ Millions)

FY2024 Current Budget	YTD % Budget Expended
\$0.00	0.0%

FY2024 Funding Sources	YTD Expended
Formula	\$0.00
PRIIA	\$0.00
Other	\$0.00
Federal Subtotal	\$0.00
System Performance	\$0.04
Reimbursable/Other	\$0.00
DC Dedicated Funding	\$0.00
MD Dedicated Funding	\$0.00
VA Non-Restricted Dedicated Funding	\$0.00
VA Restricted Dedicated Funding	\$0.00
Local Subtotal	\$0.04
Debt	\$0.03
Net Accruals	\$0.00
Total FY2024 Expenditures	\$0.07

There are no active contracts associated with this CIP

(CIP0345) Shady Grove Stairway

FY2024 Q4

Initiative Type:
Investment Program:
Investment Category:

Mode:
Location:

Description



Expected Outcome

Strategic Drivers



Safety



Security



Reliability/SGR

Overall Status

Development & Evaluation	<input type="radio"/>
Implementation & Construction	<input type="radio"/>
Operations Activation	<input type="radio"/>

Budget and Funding (\$ Millions)

FY2024 Current Budget	YTD % Budget Expended
\$0.00	0.0%

FY2024 Funding Sources	YTD Expended
Formula	\$0.00
PRIIA	\$0.00
Other	\$0.00
Federal Subtotal	\$0.00
System Performance	\$0.00
Reimbursable/Other	\$0.00
DC Dedicated Funding	\$0.00
MD Dedicated Funding	\$0.00
VA Non-Restricted Dedicated Funding	\$0.00
VA Restricted Dedicated Funding	\$0.00
Local Subtotal	\$0.00
Debt	\$0.00
Net Accruals	(\$0.06)
Total FY2024 Expenditures	(\$0.06)

(CIP0345)

Top 30 Active Contracts by Allocated CIP Value

Contract Number	Vendor	Activity	Contract Value	Allocated CIP Value	Contract Start Date	Contract Expiration Date
FQ18033G	Gannett Fleming Engineers and Architects	CONSULT	\$114,000,000	\$50,000	8/23/2018	8/30/2024

(CIP0347) Accounting Capital Program Support

FY2024 Q4

Initiative Type: Program
 Investment Program: Support Equipment/Services
 Investment Category: Business & Operations Support

Mode: Systemwide
 Location: Systemwide



Description

This program provides accounting support to Metro's capital program. This includes tracking depreciation, maintaining an inventory of capital assets, reviewing invoices for projects and communicating with stakeholders.

Expected Outcome

Financial reporting entries for expenses and capital assets. This includes documenting depreciation of fixed assets and conducting a biannual inventory of capital assets. This program supports accurate and reliable financial reporting.

Strategic Drivers



Safety



Security



Reliability/SGR

Overall Status

(Programs are ongoing)

Development & Evaluation	<input type="radio"/>
Implementation & Construction	<input type="radio"/>
Operations Activation	<input type="radio"/>

Continuous support to provide accounting services to the capital program, including review and control of expenditures and maintaining an inventory of capital assets.

Budget and Funding (\$ Millions)

FY2024 Current Budget	YTD % Budget Expended
\$2.36	113.7%

FY2024 Funding Sources	YTD Expended
Formula	\$0.00
PRIIA	\$0.00
Other	\$0.00
Federal Subtotal	\$0.00
System Performance	\$2.19
Reimbursable/Other	\$0.00
DC Dedicated Funding	\$0.00
MD Dedicated Funding	\$0.00
VA Non-Restricted Dedicated Funding	\$0.00
VA Restricted Dedicated Funding	\$0.00
Local Subtotal	\$2.19
Debt	\$0.47
Net Accruals	\$0.02
Total FY2024 Expenditures	\$2.68

There are no active contracts associated with this CIP

(CIP0348) Structural Rehabilitation - Package A

FY2024 Q4

Initiative Type: Project
 Investment Program: Structures
 Investment Category: Track and Structures Rehabilitation

Mode: Rail
 Location: Systemwide

Description

This project rehabilitates structural and system components of bridges, aerial structures, and the station platform canopy at Rockville Station.



Expected Outcome

Addresses structural issues on bridges, aerial structures, and the Rockville Station canopy identified during Metro safety inspections. Prevents emergency shutdowns of rail service due to structural deficiencies.

Strategic Drivers



Safety



Security



Reliability/SGR

Overall Status

Development & Evaluation	○
Implementation & Construction	●
Operations Activation	●

In the fourth quarter, the project advanced its work on aerial structures and segmental bridges. Construction was completed at Rockville canopy, with Grosvenor at 94% and Minnesota (D&G) at 76% completion. Segmental bridges reached 91% completion. Pier rehabilitation continued at Grosvenor and Minnesota, including expansion joint connections and bearing replacements. The setup, anchor layout, and drilling at the River Piers commenced. Activities for the Anacostia tiebreaker 1 were completed, and work continued on the Benning Road tiebreaker 2 at Minnesota (D&G). Additionally, pressure washing, grouting, and primer coating on F-Line Bridge A and B were in progress.

Budget and Funding (\$ Millions)

FY2024 Current Budget	YTD % Budget Expended
\$20.29	109.6%

FY2024 Funding Sources	YTD Expended
Formula	\$0.00
PRIIA	\$0.00
Other	\$0.00
Federal Subtotal	\$0.00
System Performance	\$0.00
Reimbursable/Other	\$0.00
DC Dedicated Funding	\$0.02
MD Dedicated Funding	\$0.01
VA Non-Restricted Dedicated Funding	\$0.01
VA Restricted Dedicated Funding	\$0.00
Local Subtotal	\$0.04
Debt	\$25.12
Net Accruals	(\$2.21)
Total FY2024 Expenditures	\$22.95

(CIP0348)**Top 30 Active Contracts by Allocated CIP Value**

Contract Number	Vendor	Activity	Contract Value	Allocated CIP Value	Contract Start Date	Contract Expiration Date
FQ19172G	Gannett Fleming Engineers and Architects	ENGINEERING	\$70,250,000	\$755,933	10/3/2019	10/3/2024
FQ18033B	HNTB Corporation	ENGINEERING	\$92,374,562	\$107,095	8/2/2018	8/2/2024
FIRPG211113	W M Schlosser Co Inc	CONSTRUCTION	\$69,344,952	\$16,977,390	4/8/2021	12/30/2024
FQ18033F	DHA/RK&K Joint Venture	CONSULT	\$115,000,000	\$3,480,092	8/16/2018	8/1/2024
FQ18033A	Parsons Transportation Group Inc	CONSULT	\$80,500,000	\$290,949	9/24/2018	8/1/2024
FQ18033C	WSP USA Inc.	CONSULT	\$92,950,000	\$179,376	8/15/2018	5/23/2025
FQ19172G	Gannett Fleming Engineers and Architects	CONSULT	\$77,800,000	\$830,350	10/3/2019	11/14/2024
FQ18033G	Gannett Fleming Engineers and Architects	CONSULT	\$114,000,000	\$20,000	8/23/2018	8/30/2024

(CIP0349) Yellow Line Tunnel and Bridge Rehabilitation

FY2024 Q4

Initiative Type: Project
 Investment Program: Structures
 Investment Category: Track and Structures Rehabilitation

Mode: Rail
 Location: District of Columbia

Description

This project rehabilitates sections of tunnel and the Potomac River Bridge located between L'Enfant Plaza and Pentagon Stations.



Expected Outcome

Prevents failure of the Yellow Line tunnel by addressing structural degradation of the tunnel liner. Extends the life of the tunnel and bridge to maintain the continuity of service and safety of Metro's customers and employees.

Strategic Drivers



Safety



Security



Reliability/SGR

Overall Status

Development & Evaluation	○
Implementation & Construction	●
Operations Activation	●

Continuation of close-out activities, punch list, etc.

Budget and Funding (\$ Millions)

FY2024 Current Budget	YTD % Budget Expended
\$11.56	78.3%

FY2024 Funding Sources	YTD Expended
Formula	\$1.83
PRIIA	(\$13.35)
Other	\$0.00
Federal Subtotal	(\$11.52)
System Performance	\$0.00
Reimbursable/Other	\$0.00
DC Dedicated Funding	\$0.00
MD Dedicated Funding	\$0.00
VA Non-Restricted Dedicated Funding	\$0.00
VA Restricted Dedicated Funding	\$0.00
Local Subtotal	\$0.00
Debt	\$33.00
Net Accruals	(\$7.12)
Total FY2024 Expenditures	\$14.35

(CIP0349)**Top 30 Active Contracts by Allocated CIP Value**

Contract Number	Vendor	Activity	Contract Value	Allocated CIP Value	Contract Start Date	Contract Expiration Date
FQ19172N	RK&K	ENGINEERING	\$10,050,000	\$8,216,591	10/3/2019	10/3/2024
FQ19172G	Gannett Fleming Engineers and Architects	CONSTRUCTION	\$70,250,000	\$189,574	10/3/2019	10/3/2024
FQ19172N	RK&K	CONSTRUCTION	\$11,050,000	\$133,341	10/3/2019	10/3/2024
FQ18033A	Parsons Transportation Group Inc	ENGINEERING	\$83,700,000	\$299,968	9/24/2018	8/1/2024
C20147	K&J Safety & Security Consulting	CONSTRUCTION	\$19,773,890	\$64,243	9/30/2020	10/31/2025
FQ18033B	HNTB Corporation	CONSULT	\$92,374,562	\$736,500	8/2/2018	8/2/2024
FQ18033A	Parsons Transportation Group Inc	CONSULT	\$90,000,000	\$149,815	9/24/2018	8/1/2024

(CIP0352) Rail Station Platform Canopy Rehabilitation Program

FY2024 Q4

Initiative Type: Program
 Investment Program: Platforms & Structures
 Investment Category: Stations and Passenger Facilities

Mode: Rail
 Location: Systemwide

Description

This program replaces or rehabilitates platform canopies at various Metrorail stations to maintain them in a state of good repair.



Expected Outcome

Provides customers with shelter from the elements on outdoor platforms and extends the life of Metro's platform assets and helps prevent future safety issues.

Strategic Drivers



Safety



Security



Reliability/SGR

Overall Status

(Programs are ongoing)

Development & Evaluation	<input type="radio"/>
Implementation & Construction	<input checked="" type="radio"/>
Operations Activation	<input type="radio"/>

No activities , Project is in close out phase.

Budget and Funding (\$ Millions)

FY2024 Current Budget	YTD % Budget Expended
\$0.00	0.0%

FY2024 Funding Sources	YTD Expended
Formula	\$0.00
PRIIA	\$0.00
Other	\$0.00
Federal Subtotal	\$0.00
System Performance	\$0.00
Reimbursable/Other	\$0.00
DC Dedicated Funding	\$0.03
MD Dedicated Funding	\$0.02
VA Non-Restricted Dedicated Funding	\$0.02
VA Restricted Dedicated Funding	\$0.00
Local Subtotal	\$0.07
Debt	\$0.00
Net Accruals	(\$0.05)
Total FY2024 Expenditures	\$0.02

(CIP0352)

Top 30 Active Contracts by Allocated CIP Value

Contract Number	Vendor	Activity	Contract Value	Allocated CIP Value	Contract Start Date	Contract Expiration Date
FQ19172G	Gannett Fleming Engineers and Architects	ENGINEERING	\$70,250,000	\$14,969	10/3/2019	10/3/2024
FQ18033F	DHA/RK&K Joint Venture	CONSULT	\$115,000,000	\$19,658	8/16/2018	8/1/2024
FQ18033G	Gannett Fleming Engineers and Architects	CONSULT	\$114,000,000	\$450,000	8/23/2018	8/30/2024

(CIP0354) ePerformance and eCompensation Upgrades

FY2024 Q4

Initiative Type: Project
 Investment Program: IT
 Investment Category: Business & Operations Support

Mode: Systemwide
 Location: Systemwide

Description

This project develops and deploys new modules for ePerformance and eCompensation, including the design, requirements, development, testing, and deployment of these modules.



Expected Outcome

Aligns organizational resources and systems for employee performance to improve analysis of performance-related metrics and increase options for data-driven gap analysis. Improves compensation programs for employees through planning, administration, and reporting activities.

Strategic Drivers



Safety



Security



Reliability/SGR

Overall Status

Development & Evaluation	○
Implementation & Construction	●
Operations Activation	●

- No activities

Budget and Funding (\$ Millions)

FY2024 Current Budget	YTD % Budget Expended
\$0.21	22.4%

FY2024 Funding Sources	YTD Expended
Formula	\$0.00
PRIIA	\$0.00
Other	\$0.00
Federal Subtotal	\$0.00
System Performance	\$0.00
Reimbursable/Other	\$0.00
DC Dedicated Funding	\$0.02
MD Dedicated Funding	\$0.02
VA Non-Restricted Dedicated Funding	\$0.01
VA Restricted Dedicated Funding	\$0.00
Local Subtotal	\$0.05
Debt	\$0.03
Net Accruals	(\$0.03)
Total FY2024 Expenditures	\$0.05

There are no active contracts associated with this CIP

(CIP0355) Zero Emission Bus Acquisition and Evaluation

FY2024 Q4

Initiative Type: Project
 Investment Program: Acquisition
 Investment Category: Bus, Bus Facilities & Paratransit

Mode: Bus
 Location: Systemwide

Description

This project purchases electric buses and evaluates the transition of the fleet to zero emissions technology. Results of the evaluation will inform, guide, and direct Metro's future bus fleet strategy and plans for supporting equipment and infrastructure.



Expected Outcome

Results of the pilot will inform and guide Metro's strategy for the future bus fleet. Zero-emission buses are expected to bring value by reducing local air pollution, providing a quieter, smoother ride and supporting a more livable region.

Strategic Drivers



Safety



Security



Reliability/SGR

Overall Status

Development & Evaluation	○
Implementation & Construction	●
Operations Activation	●

Two electric buses were received from New Flyer. The forecast has been updated to expect a total of 10 electric buses in FY25, with 5 of these anticipated to arrive between March and June from NOVA.

Budget and Funding (\$ Millions)

FY2024 Current Budget	YTD % Budget Expended
\$14.95	102.0%

FY2024 Funding Sources	YTD Expended
Formula	\$3.14
PRIIA	\$0.00
Other	\$0.00
Federal Subtotal	\$3.14
System Performance	\$2.63
Reimbursable/Other	\$0.00
DC Dedicated Funding	\$0.01
MD Dedicated Funding	\$0.01
VA Non-Restricted Dedicated Funding	\$0.01
VA Restricted Dedicated Funding	\$0.00
Local Subtotal	\$2.65
Debt	\$6.78
Net Accruals	\$2.54
Total FY2024 Expenditures	\$15.11

(CIP0355)**Top 30 Active Contracts by Allocated CIP Value**

Contract Number	Vendor	Activity	Contract Value	Allocated CIP Value	Contract Start Date	Contract Expiration Date
FQ19172A	AECOM, USA, INC.	CONSTRUCTION	\$16,400,000	\$119,549	10/3/2019	11/14/2024
CBMNT222089NF	New Flyer of America Inc	BUSES_40-42_FT	\$7,096,170	\$7,096,170	2/21/2023	12/31/2026
COBTR222336-BTK	Rosendin Electric Inc	EQUIP_MATL	\$2,098,653	\$2,098,653	2/7/2023	2/6/2026
FQ19144B-2	Hensel Phelps Construction Co	CONSTRUCTION	\$252,911,000	\$1,873,809	10/8/2021	3/31/2027
C20102L	WSP USA Inc.	CONSULT	\$7,948,551	\$5,622,088	10/1/2020	9/30/2024
FQ18033D	Jacobs Engineering Group Inc	CONSULT	\$90,500,000	\$1,786,899	8/21/2018	5/23/2025
FQ19172A	AECOM, USA, INC.	CONSULT	\$16,200,000	\$191,739	10/3/2019	10/3/2024
FQ18033G	Gannett Fleming Engineers and Architects	CONSULT	\$114,000,000	\$10,000	8/23/2018	8/30/2024

(CIP0356) Tunnel Ventilation Improvements - Red Line Pilot

FY2024 Q4

Initiative Type: Project
 Investment Program: Structures
 Investment Category: Track and Structures Rehabilitation

Mode: Rail
 Location: District of Columbia

Description

The project performs a pilot and evaluation to add ventilation fans and upgrade shaft components. The pilot will be implemented on the Red Line between Woodley Park through Cleveland Park Metrorail Stations. If successful, the project will serve as a proof of concept for future designs across the Metrorail System and will be used to update Metro's ventilation design criteria.



Expected Outcome

Improves ventilation infrastructure to expel smoke from tunnels in the event of a fire incident.

Strategic Drivers



Safety



Security



Reliability/SGR

Overall Status

Development & Evaluation	○
Implementation & Construction	●
Operations Activation	●

Five of the ten shaft egress doors have been delivered and installed, with the remaining scheduled for installation in Q1. Fans, transitions, and dampers have been delivered, and their installation is ongoing. Both Woodley Park and Cleveland Park are expected to be re-energized in July, depending on PEPCO's schedule. De-energization of the next two AC Rooms at Woodley Park (A04) and Cleveland Park (A05) is anticipated for Q1.

Budget and Funding (\$ Millions)

FY2024 Current Budget	YTD % Budget Expended
\$17.14	99.7%

FY2024 Funding Sources	YTD Expended
Formula	\$0.00
PRIIA	\$0.00
Other	\$0.00
Federal Subtotal	\$0.00
System Performance	\$0.93
Reimbursable/Other	\$0.00
DC Dedicated Funding	\$1.16
MD Dedicated Funding	\$1.09
VA Non-Restricted Dedicated Funding	\$0.78
VA Restricted Dedicated Funding	\$0.23
Local Subtotal	\$4.19
Debt	\$12.30
Net Accruals	\$0.14
Total FY2024 Expenditures	\$16.63

(CIP0356)**Top 30 Active Contracts by Allocated CIP Value**

Contract Number	Vendor	Activity	Contract Value	Allocated CIP Value	Contract Start Date	Contract Expiration Date
FQ19172M	Mott MacDonald-WSP Joint Venture	ENGINEERING	\$61,000,000	\$685,905	10/3/2019	11/14/2024
FQ19172M	Mott MacDonald-WSP Joint Venture	CONSTRUCTION	\$50,000,000	\$1,745	10/3/2019	10/3/2024
CIT01211282	Copper River Information Technology	EQUIP_MATL	\$22,061,314	\$48,290	7/26/2021	7/31/2024
FIRPG211104-A	Potomac Construction Co Inc	CONSTRUCTION	\$34,751,268	\$2,412,298	4/16/2021	8/22/2024
FIRPG211104	Potomac Construction Co Inc	CONSTRUCTION	\$34,905,091	\$961,008	4/16/2021	10/30/2024
FQ18033C	WSP USA Inc.	CONSULT	\$92,950,000	\$717,505	8/15/2018	5/23/2025
FQ18033B	HNTB Corporation	CONSULT	\$92,374,562	\$119,781	8/2/2018	8/2/2024
FQ18033G	Gannett Fleming Engineers and Architects	CONSULT	\$114,000,000	\$5,159,993	8/23/2018	8/30/2024

(CIP0357) Cybersecurity Legacy Software Improvements

FY2024 Q4

Initiative Type: Project
 Investment Program: IT
 Investment Category: Business & Operations Support

Mode: Systemwide
 Location: Systemwide

Description

This project will improve, maintain and upgrade applications to improve cybersecurity.



Expected Outcome

Protects Metro IT systems from cybersecurity risks through direct improvements, maintenance and upgrade of existing systems and technologies across the system.

Strategic Drivers



Safety



Security



Reliability/SGR

Overall Status

Development & Evaluation	○
Implementation & Construction	●
Operations Activation	○

Continued deployment and maintenance of a small set of technologies that protect WMATA networks.

Budget and Funding (\$ Millions)

FY2024 Current Budget	YTD % Budget Expended
\$3.46	137.8%

FY2024 Funding Sources	YTD Expended
Formula	\$0.00
PRIIA	\$0.00
Other	\$0.00
Federal Subtotal	\$0.00
System Performance	\$0.00
Reimbursable/Other	\$0.00
DC Dedicated Funding	\$1.44
MD Dedicated Funding	\$1.35
VA Non-Restricted Dedicated Funding	\$0.96
VA Restricted Dedicated Funding	\$0.29
Local Subtotal	\$4.05
Debt	\$0.70
Net Accruals	\$0.02
Total FY2024 Expenditures	\$4.77

There are no active contracts associated with this CIP

(CIP0358) Business Systems State of Good Repair

FY2024 Q4

Initiative Type: Program
 Investment Program: IT
 Investment Category: Business & Operations Support

Mode: Systemwide
 Location: Systemwide



Description

This program supports state of good repair activities for critical business applications including web applications, timekeeping and enterprise resource planning (ERP) systems.

Expected Outcome

Provides continuity of operations and data security of critical information software applications.

Strategic Drivers



Safety



Security



Reliability/SGR

Overall Status

(Programs are ongoing)

Development & Evaluation	<input type="radio"/>
Implementation & Construction	<input type="radio"/>
Operations Activation	<input type="radio"/>

Ongoing O&M support services for subledgers 1 thru 11.

Budget and Funding (\$ Millions)

FY2024 Current Budget	YTD % Budget Expended
\$14.21	103.6%

FY2024 Funding Sources	YTD Expended
Formula	\$0.00
PRIIA	\$0.00
Other	\$0.00
Federal Subtotal	\$0.00
System Performance	\$0.00
Reimbursable/Other	\$0.00
DC Dedicated Funding	\$4.39
MD Dedicated Funding	\$4.11
VA Non-Restricted Dedicated Funding	\$2.93
VA Restricted Dedicated Funding	\$0.87
Local Subtotal	\$12.31
Debt	\$2.41
Net Accruals	\$0.00
Total FY2024 Expenditures	\$14.72

(CIP0358)

Top 30 Active Contracts by Allocated CIP Value


Contract Number	Vendor	Activity	Contract Value	Allocated CIP Value	Contract Start Date	Contract Expiration Date
CIT01233358	Presidio Networked Solutions LLC	CONSULT	\$14,000,000	\$5,532,150	4/13/2023	7/31/2028

(CIP0359) Enterprise Technology Platforms State of Good Repair

FY2024 Q4

Initiative Type: Program
 Investment Program: IT
 Investment Category: Business & Operations Support

Mode: Systemwide
 Location: Systemwide



Description

This program supports state of good repair activities for critical enterprise shared services including business intelligence, storing and building data structures and other enterprise tools.

Expected Outcome

This program supports tools and applications, as well as other shared services, utilized by both the Metro Business and Transit teams for their day-to-day sustainment operations.

Strategic Drivers



Safety



Security



Reliability/SGR

Overall Status

(Programs are ongoing)

Development & Evaluation	<input type="radio"/>
Implementation & Construction	<input type="radio"/>
Operations Activation	<input type="radio"/>

Contractor continues to provide O&M support services.

Budget and Funding (\$ Millions)

FY2024 Current Budget	YTD % Budget Expended
\$4.54	100.0%

FY2024 Funding Sources	YTD Expended
Formula	\$0.00
PRIIA	\$0.00
Other	\$0.00
Federal Subtotal	\$0.00
System Performance	\$3.79
Reimbursable/Other	\$0.00
DC Dedicated Funding	\$0.00
MD Dedicated Funding	\$0.00
VA Non-Restricted Dedicated Funding	\$0.00
VA Restricted Dedicated Funding	\$0.00
Local Subtotal	\$3.79
Debt	\$0.38
Net Accruals	\$0.38
Total FY2024 Expenditures	\$4.54

There are no active contracts associated with this CIP

(CIP0360) Transit Systems State of Good Repair

FY2024 Q4

Initiative Type: Program

Mode: Systemwide


Investment Program: IT

Location: Systemwide

Investment Category: Business & Operations Support

Description

This program supports state of good repair activities for critical transit applications including Bus, Rail, Asset Management, Safety and Metro Transit Police Department (MTPD) systems.



Expected Outcome

Metro will continue to support the customer-facing services and related applications. This includes support for MTPD, Safety, Asset Management related to engineering and infrastructure assets, Geographic information system, Fare Collection, and other customer-facing websites.

Strategic Drivers



Safety



Security



Reliability/SGR

Overall Status

(Programs are ongoing)

Development & Evaluation	○
Implementation & Construction	○
Operations Activation	○

Contractor continues to provide O&M support services.

Budget and Funding (\$ Millions)

FY2024 Current Budget	YTD % Budget Expended
\$10.28	93.9%

FY2024 Funding Sources	YTD Expended
Formula	\$0.00
PRIIA	\$0.00
Other	\$0.00
Federal Subtotal	\$0.00
System Performance	\$7.71
Reimbursable/Other	\$0.00
DC Dedicated Funding	\$0.12
MD Dedicated Funding	\$0.11
VA Non-Restricted Dedicated Funding	\$0.08
VA Restricted Dedicated Funding	\$0.02
Local Subtotal	\$8.05
Debt	\$1.61
Net Accruals	\$0.00
Total FY2024 Expenditures	\$9.66

There are no active contracts associated with this CIP

(CIP0361) Service Oriented Architecture (SOA) Program

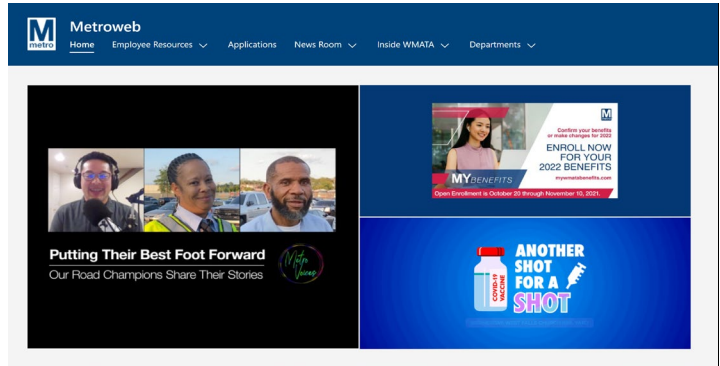
FY2024 Q4

Initiative Type: Program
 Investment Program: IT
 Investment Category: Business & Operations Support

Mode: Systemwide
 Location: Systemwide

Description

Service-Oriented Architecture (SOA) application platform enables organizations to share independent services to accomplish business goals. SOA enables the development of applications to be more efficient and secure. This supports the ability to adjust applications to align with changing business needs.



Expected Outcome

SOA offers flexibility by providing infrastructure automation and tools, thereby achieving a reduction in integration costs, as well as their efficient and effective coordination. SOA architecture enables IT structures to align to business goals.

Strategic Drivers



Safety



Security



Reliability/SGR

Overall Status

(Programs are ongoing)

Development & Evaluation	<input type="radio"/>
Implementation & Construction	<input type="radio"/>
Operations Activation	<input type="radio"/>

New contract to be awarded in FY25 as the last contract ended June 30th, 2024.

Budget and Funding (\$ Millions)

FY2024 Current Budget	YTD % Budget Expended
\$1.21	95.2%

FY2024 Funding Sources	YTD Expended
Formula	\$0.00
PRIIA	\$0.00
Other	\$0.00
Federal Subtotal	\$0.00
System Performance	\$0.84
Reimbursable/Other	\$0.00
DC Dedicated Funding	\$0.00
MD Dedicated Funding	\$0.00
VA Non-Restricted Dedicated Funding	\$0.00
VA Restricted Dedicated Funding	\$0.00
Local Subtotal	\$0.84
Debt	\$0.22
Net Accruals	\$0.09
Total FY2024 Expenditures	\$1.15

There are no active contracts associated with this CIP

(CIP0363) Cyber Security

FY2024 Q4

Initiative Type: Program
 Investment Program: IT
 Investment Category: Business & Operations Support

Mode:
 Location:

Description



Expected Outcome

Strategic Drivers



Safety



Security



Reliability/SGR

Overall Status

Development & Evaluation	<input type="radio"/>
Implementation & Construction	<input type="radio"/>
Operations Activation	<input type="radio"/>

No activities

Budget and Funding (\$ Millions)

FY2024 Current Budget	YTD % Budget Expended
\$1.50	0.0%

FY2024 Funding Sources	YTD Expended
Formula	\$0.00
PRIIA	\$0.00
Other	\$0.00
Federal Subtotal	\$0.00
System Performance	\$0.00
Reimbursable/Other	\$0.00
DC Dedicated Funding	\$0.00
MD Dedicated Funding	\$0.00
VA Non-Restricted Dedicated Funding	\$0.00
VA Restricted Dedicated Funding	\$0.00
Local Subtotal	\$0.00
Debt	\$0.00
Net Accruals	\$0.00
Total FY2024 Expenditures	\$0.00

There are no active contracts associated with this CIP

(CIP0370) Structural Rehabilitation – Package B

FY2024 Q4

Initiative Type: Project
 Investment Program: Structures
 Investment Category: Track and Structures Rehabilitation

Mode: Rail
 Location: Systemwide

Description

This project rehabilitates bridges and aerial structures.



Expected Outcome

Address issues on bridges and aerial structures identified during Metro safety inspections. Prevents emergency shutdowns of rail service due to structural deficiencies.

Strategic Drivers



Safety



Security



Reliability/SGR

Overall Status

Development & Evaluation	●
Implementation & Construction	<input type="radio"/>
Operations Activation	<input type="radio"/>

No major activity to report

Budget and Funding (\$ Millions)

FY2024 Current Budget	YTD % Budget Expended
\$1.00	49.4%

FY2024 Funding Sources	YTD Expended
Formula	\$0.00
PRIIA	\$0.00
Other	\$0.00
Federal Subtotal	\$0.00
System Performance	\$0.00
Reimbursable/Other	\$0.00
DC Dedicated Funding	\$0.00
MD Dedicated Funding	\$0.00
VA Non-Restricted Dedicated Funding	\$0.00
VA Restricted Dedicated Funding	\$0.00
Local Subtotal	\$0.00
Debt	\$0.56
Net Accruals	(\$0.07)
Total FY2024 Expenditures	\$0.50

(CIP0370)

Top 30 Active Contracts by Allocated CIP Value

Contract Number	Vendor	Activity	Contract Value	Allocated CIP Value	Contract Start Date	Contract Expiration Date
FQ19172G	Gannett Fleming Engineers and Architects	ENGINEERING	\$75,000,000	\$1,746,209	10/3/2019	10/3/2024
FQ18033F	DHA/RK&K Joint Venture	CONSULT	\$115,000,000	\$3,480,092	8/16/2018	8/1/2024
FQ18033B	HNTB Corporation	CONSULT	\$92,374,562	\$356,735	8/2/2018	8/2/2024
FQ19172G	Gannett Fleming Engineers and Architects	CONSULT	\$72,500,000	\$101,418	10/3/2019	10/3/2024

(CIP0371) West Falls Church Development

FY2024 Q4

Initiative Type: Project
 Investment Program: Support Equipment/Services
 Investment Category: Business & Operations Support

Mode: Systemwide
 Location: West Falls Church Rail Station

Description

This project redevelops the West Falls Church Metrorail Station parking lots and reconfigures the bus loop and kiss and ride at the station to create a street grid and connecting roads as part of a joint development.



Expected Outcome

Increase ridership and improve station access and the customer experience.

Strategic Drivers



Safety



Security



Reliability/SGR

Overall Status

Development & Evaluation	○
Implementation & Construction	○
Operations Activation	○

The Developer has submitted the West Falls Church Development Plan, which is approximately 30% complete, for WMATA's review and approval. WMATA is currently seeking approval from the senior leadership team to advance the Development Plan.

Budget and Funding (\$ Millions)

FY2024 Current Budget	YTD % Budget Expended
\$0.50	0.0%

FY2024 Funding Sources	YTD Expended
Formula	\$0.00
PRIIA	\$0.00
Other	\$0.00
Federal Subtotal	\$0.00
System Performance	\$0.00
Reimbursable/Other	\$0.00
DC Dedicated Funding	\$0.00
MD Dedicated Funding	\$0.00
VA Non-Restricted Dedicated Funding	\$0.00
VA Restricted Dedicated Funding	\$0.00
Local Subtotal	\$0.00
Debt	\$0.00
Net Accruals	\$0.00
Total FY2024 Expenditures	\$0.00

There are no active contracts associated with this CIP

(CIP0373) Equipment to Support New Radio System


FY2024 Q4

Initiative Type: Project
 Investment Program: Support Equipment/Services
 Investment Category: Business & Operations Support

Mode: Systemwide
 Location: Systemwide

Description

This project renovates and relocates radio equipment at the Jackson Graham Building, upgrades CTF Operation Control Center equipment, and installs duct bank at the Alexandria, VA Office Building.



Expected Outcome

Strategic Drivers



Safety



Security



Reliability/SGR

Overall Status

Development & Evaluation	○
Implementation & Construction	○
Operations Activation	○

99% done at L'Efant and Mt. Vernon. Additional work has begun at Mill Road OCC.

Budget and Funding (\$ Millions)

FY2024 Current Budget	YTD % Budget Expended
\$24.49	81.9%

FY2024 Funding Sources	YTD Expended
Formula	\$0.00
PRIIA	\$0.00
Other	\$0.00
Federal Subtotal	\$0.00
System Performance	\$0.00
Reimbursable/Other	\$0.00
DC Dedicated Funding	\$4.24
MD Dedicated Funding	\$3.96
VA Non-Restricted Dedicated Funding	\$2.83
VA Restricted Dedicated Funding	\$0.84
Local Subtotal	\$11.87
Debt	\$8.58
Net Accruals	\$0.68
Total FY2024 Expenditures	\$21.13

(CIP0373)**Top 30 Active Contracts by Allocated CIP Value**

Contract Number	Vendor	Activity	Contract Value	Allocated CIP Value	Contract Start Date	Contract Expiration Date
CQ19104	Dell Marketing LP	IT_HARDWARE_OTH	\$194,300,000	\$150,838	7/23/2019	7/22/2024
CIRPGEMRG22001	Kiewit Infrastructure Company	CONSTRUCTION	\$55,000,000	\$54,600,000	8/26/2022	12/31/2024
FQ15000	Motorola Solutions Inc.	CONSTRUCTION	\$325,808,277	\$18,710,520	12/23/2016	12/31/2026
FQ18033B	HNTB Corporation	CONSULT	\$92,374,562	\$158,141	8/2/2018	8/2/2024

(CIP0374) Infrastructure Improvements Solar Power Installation

FY2024 Q4

Initiative Type: Project
 Investment Program: Support Equipment/Services
 Investment Category: Business & Operations Support

Mode: Systemwide
 Location: Systemwide

Description

This project supports the installation of solar carports at four Metro sites: Anacostia, Southern Ave, Naylor Road, and Cheverly. The 12.6 acres of solar panels will collectively generate nearly 10MW of electrical capacity.



Expected Outcome

Part of Metro's sustainability initiatives and Energy Action Plan, this project will help advance the Clean Energy DC Plan seeking to cut carbon emissions in half and transition to 100 percent renewable energy by 2032. The project supports the authority's operating budget through long-term revenue and improved customer amenities, especially: covered parking (offers shade and weather protection), improved light-emitting diode (LED) lighting, new security cameras, and emergency call boxes.

Strategic Drivers



Safety



Security



Reliability/SGR

Overall Status

Development & Evaluation	○
Implementation & Construction	○
Operations Activation	○

At Anacostia, solar construction and commissioning have been completed, with advanced final documentation for safety certification now in progress. Southern Avenue and Naylor Road stations have finished solar construction, commissioning, and re-paving. Commissioning and acceptance testing of the lighting, Garage Emergency Telephones, and Closed-Circuit Television system are underway. At Cheverly station, the installation of solar canopies and lighting systems is complete, and utility interconnect work is ongoing.

Budget and Funding (\$ Millions)

FY2024 Current Budget	YTD % Budget Expended
\$4.00	85.6%

FY2024 Funding Sources	YTD Expended
Formula	\$0.00
PRIIA	\$0.00
Other	\$0.00
Federal Subtotal	\$0.00
System Performance	\$0.00
Reimbursable/Other	\$0.00
DC Dedicated Funding	\$0.00
MD Dedicated Funding	\$0.00
VA Non-Restricted Dedicated Funding	\$0.00
VA Restricted Dedicated Funding	\$0.00
Local Subtotal	\$0.00
Debt	\$2.94
Net Accruals	\$0.48
Total FY2024 Expenditures	\$3.42

(CIP0374)

Top 30 Active Contracts by Allocated CIP Value

Contract Number	Vendor	Activity	Contract Value	Allocated CIP Value	Contract Start Date	Contract Expiration Date
20-01-SOLAR-A	Solar Star Track Anacostia LLC	CONSTRUCTION	\$10,056,840	\$13,337,905	6/25/2020	6/5/2030
FQ18033I	AECOM-STV JV	CONSULT	\$70,000,000	\$220,000	7/1/2018	6/30/2025

(CIP0375) Shaft Structural Rehabilitation - 7 Shafts

FY2024 Q4

Initiative Type: Project
 Investment Program: Structures
 Investment Category: Track and Structures Rehabilitation

Mode: Systemwide
 Location: Systemwide

Description

This project rehabilitates seven shafts to address damage to the structure from water infiltration, including repairs to grouting, concrete, ladders, stairs, electrical equipment, bollards, and drainage systems.



Expected Outcome

Addresses the state of good repair deficiencies to bring these assets into good working order, mitigating the risk of failure and injury to employees and customers.

Strategic Drivers



Safety



Security



Reliability/SGR

Overall Status

Development & Evaluation	○
Implementation & Construction	○
Operations Activation	○

For the Shaft Rehabilitation Project, the Request for Proposals (RFP) has been issued and the project is currently advertised, with bids scheduled to be received by July 17th. The Shaft Fall Protection Assessment has progressed, with field investigations completed on 40 tunnel shafts to gather data for analysis.

Recommendations have been developed based on data analyses, stakeholder workshops, and consultations with OSHA to ensure the design complies with OSHA regulatory requirements.

Budget and Funding (\$ Millions)

FY2024 Current Budget	YTD % Budget Expended
\$2.08	76.1%

FY2024 Funding Sources	YTD Expended
Formula	\$0.00
PRIIA	\$0.00
Other	\$0.00
Federal Subtotal	\$0.00
System Performance	\$0.00
Reimbursable/Other	\$0.00
DC Dedicated Funding	\$0.27
MD Dedicated Funding	\$0.25
VA Non-Restricted Dedicated Funding	\$0.18
VA Restricted Dedicated Funding	\$0.05
Local Subtotal	\$0.75
Debt	\$0.50
Net Accruals	\$0.33
Total FY2024 Expenditures	\$1.58

(CIP0375)

Top 30 Active Contracts by Allocated CIP Value

Contract Number	Vendor	Activity	Contract Value	Allocated CIP Value	Contract Start Date	Contract Expiration Date
FQ19172M	Mott MacDonald-WSP Joint Venture	ENGINEERING	\$58,100,000	\$712,839	10/3/2019	10/3/2024
FQ18033F	DHA/RK&K Joint Venture	CONSULT	\$115,000,000	\$6,848,343	8/16/2018	8/1/2024
FQ19172Q	CSI Engineering P C	CONSULT	\$6,588,000	\$973,861	10/3/2019	1/29/2025
FQ19172M	Mott MacDonald-WSP Joint Venture	CONSULT	\$61,000,000	\$898,362	10/3/2019	11/14/2024
FQ18033B	HNTB Corporation	CONSULT	\$92,374,562	\$184,760	8/2/2018	8/2/2024

(CIP0376) Western Bus Garage Rehab

FY2024 Q4

Initiative Type: Project
 Investment Program: Maintenance Facilities
 Investment Category: Bus, Bus Facilities & Paratransit

Mode: Bus
 Location: District of Columbia

Description

This project replaces the obsolete Western Bus Garage maintenance and operations facility to improve use and capacity of limited facility space. The new facility, designed to achieve LEED certification, will support full implementation of 100% electric vehicles, multiple access points, bus parking, and maintenance bays.



Expected Outcome

Provides a new LEED-certified bus facility that will improve bus safety as measured by the Safety performance target of ≤12.4 employee injuries per 200,000 hours worked, and efficiency, maintenance and operations as measured by the Bus Fleet Reliability performance target of ≥8,000 miles between failure (examples based on Metro’s FY24 targets).

Strategic Drivers



Safety



Security



Reliability/SGR

Overall Status

Development & Evaluation	○
Implementation & Construction	○
Operations Activation	○

The court has extended the date for the exchange of the Department of Justice (DOJ) expert reports into FY25 Q1. The project team continues to collaborate with the DOJ on reviewing the draft appraisal reports.

Budget and Funding (\$ Millions)

FY2024 Current Budget	YTD % Budget Expended
\$2.20	54.0%

FY2024 Funding Sources	YTD Expended
Formula	\$0.00
PRIIA	\$0.00
Other	\$0.00
Federal Subtotal	\$0.00
System Performance	\$0.00
Reimbursable/Other	\$0.00
DC Dedicated Funding	\$0.00
MD Dedicated Funding	\$0.00
VA Non-Restricted Dedicated Funding	\$0.00
VA Restricted Dedicated Funding	\$0.00
Local Subtotal	\$0.00
Debt	\$1.15
Net Accruals	\$0.04
Total FY2024 Expenditures	\$1.19

(CIP0376)**Top 30 Active Contracts by Allocated CIP Value**

Contract Number	Vendor	Activity	Contract Value	Allocated CIP Value	Contract Start Date	Contract Expiration Date
FQ19172L	Johnson Mirmiran & Thompson Inc	ENGINEERING	\$5,800,000	\$100,000	10/3/2019	10/3/2024
FQ18033C	WSP USA Inc.	ENGINEERING	\$92,950,000	\$390,455	8/15/2018	5/23/2025
FQ19273D	ADP Consultants, Inc.	CONSTRUCTION	\$5,139,218	\$53,287	3/27/2020	3/25/2025
FQ18033G	Gannett Fleming Engineers and Architects	CONSULT	\$114,000,000	\$200,000	8/23/2018	8/30/2024

(CIP0377) OCC Communications Strategy

FY2024 Q4

Initiative Type:
Investment Program:
Investment Category:

Mode:
Location:



Description

Expected Outcome

Strategic Drivers



Safety



Security



Reliability/SGR

Overall Status

Development & Evaluation	<input type="radio"/>
Implementation & Construction	<input type="radio"/>
Operations Activation	<input type="radio"/>

no ongoing/active tasks

Budget and Funding (\$ Millions)

FY2024 Current Budget	YTD % Budget Expended
\$0.00	0.0%

FY2024 Funding Sources	YTD Expended
Formula	\$0.00
PRIIA	\$0.00
Other	\$0.00
Federal Subtotal	\$0.00
System Performance	\$0.00
Reimbursable/Other	\$0.00
DC Dedicated Funding	\$0.00
MD Dedicated Funding	\$0.00
VA Non-Restricted Dedicated Funding	\$0.00
VA Restricted Dedicated Funding	\$0.00
Local Subtotal	\$0.00
Debt	\$0.00
Net Accruals	(\$0.07)
Total FY2024 Expenditures	(\$0.07)

There are no active contracts associated with this CIP

(CIP0378) Metro Strategic Transformation Plan

FY2024 Q4

Initiative Type: Project
 Investment Program: Support Equipment/Services
 Investment Category: Business & Operations Support

Mode: Systemwide
 Location: Systemwide

Description

This project creates a new strategic plan for Metro. The strategic plan will be developed by the Board, jurisdictional partners, customers, and staff to move the organization forward.



Expected Outcome

Creates a new strategic plan to align the organization to deliver services in accordance with customer and jurisdictional needs.

Strategic Drivers



Safety



Security



Reliability/SGR

Overall Status

Development & Evaluation	<input type="radio"/>
Implementation & Construction	<input type="radio"/>
Operations Activation	<input type="radio"/>

This task has been completed.

Budget and Funding (\$ Millions)

FY2024 Current Budget	YTD % Budget Expended
\$0.00	0.0%

FY2024 Funding Sources	YTD Expended
Formula	\$0.00
PRIIA	\$0.00
Other	\$0.00
Federal Subtotal	\$0.00
System Performance	\$1.05
Reimbursable/Other	\$0.00
DC Dedicated Funding	\$0.45
MD Dedicated Funding	\$0.42
VA Non-Restricted Dedicated Funding	\$0.30
VA Restricted Dedicated Funding	\$0.09
Local Subtotal	\$2.30
Debt	\$0.00
Net Accruals	\$0.00
Total FY2024 Expenditures	\$2.30

(CIP0378)

Top 30 Active Contracts by Allocated CIP Value

Contract Number	Vendor	Activity	Contract Value	Allocated CIP Value	Contract Start Date	Contract Expiration Date
FQ18033B	HNTB Corporation	CONSULT	\$92,374,562	\$6,425,327	8/2/2018	8/2/2024

(CIP0379) Silver Line Known Defects

FY2024 Q4

Initiative Type: Program
 Investment Program: Platforms & Structures
 Investment Category: Stations and Passenger Facilities

Mode: Rail
 Location: Silver Line Phase 2

Description

This investment is needed to address known defects with Silver Line Phase 2, to be funded through the trust account between the Metropolitan Washington Airports Authority (MWAA) and Metro.



Expected Outcome

Addresses known defects to the sanitary lift station preventing safety incidents and keep assets in a state of good repair.

Strategic Drivers



Safety



Security



Reliability/SGR

Overall Status

Development & Evaluation	<input type="radio"/>
Implementation & Construction	<input type="radio"/>
Operations Activation	<input type="radio"/>

The heat tape system testing was successful, and the procurement process for ordering the replacement tape has begun. The analysis for the sanitary lift replacement has been completed, and no further activities are required. Planning has also been initiated for the re-inspection of precast concrete panels, scheduled for FY25.

Budget and Funding (\$ Millions)

FY2024 Current Budget	YTD % Budget Expended
\$1.00	20.9%

FY2024 Funding Sources	YTD Expended
Formula	\$0.00
PRIIA	\$0.00
Other	\$0.00
Federal Subtotal	\$0.00
System Performance	\$0.00
Reimbursable/Other	\$0.00
DC Dedicated Funding	\$0.07
MD Dedicated Funding	\$0.07
VA Non-Restricted Dedicated Funding	\$0.05
VA Restricted Dedicated Funding	\$0.01
Local Subtotal	\$0.21
Debt	\$0.00
Net Accruals	\$0.00
Total FY2024 Expenditures	\$0.21

There are no active contracts associated with this CIP

(CIP0380) CBTC Strategic Program Implementation Development

FY2024 Q4

Initiative Type: Project
 Investment Program: Signals & Communications
 Investment Category: Rail Systems

Mode: Rail
 Location: Systemwide

Description

Development of the project implementation plan and preliminary supplier engagement plan for the new advanced signaling system and platform screen doors. This will involve development of procurement materials as well as a platform screen door pilot, design for studies and assessments needed prior to construction.



Expected Outcome

Develops a Strategic Program Implementation Plan for advanced signaling systems and platform screen doors.

Strategic Drivers



Safety



Security



Reliability/SGR

Overall Status

Development & Evaluation	○
Implementation & Construction	○
Operations Activation	○

Support for the Communication-Based Train Control (CBTC) Program continued under Task Order 19-FQ18033-RAIL-0001, focusing on Returning to Automatic Train Operations (ATO) from July 7, 2023, through May 23, 2025. Funding and Grant Strategy Development, Rail Car Conversion Strategy, Scheduling and Estimating, Marketing and Branding, and Project Coordination were completed at 100%. The Platform Screen Door Pilot RFI is 90% complete, and the PMCM/GAEC RFP Package is 70% complete.

Budget and Funding (\$ Millions)

FY2024 Current Budget	YTD % Budget Expended
\$6.97	86.9%

FY2024 Funding Sources	YTD Expended
Formula	\$0.00
PRIIA	\$0.00
Other	\$0.00
Federal Subtotal	\$0.00
System Performance	\$0.00
Reimbursable/Other	\$0.00
DC Dedicated Funding	\$0.00
MD Dedicated Funding	\$0.00
VA Non-Restricted Dedicated Funding	\$0.00
VA Restricted Dedicated Funding	\$0.00
Local Subtotal	\$0.00
Debt	\$4.55
Net Accruals	\$1.51
Total FY2024 Expenditures	\$6.06

(CIP0380)

Top 30 Active Contracts by Allocated CIP Value

Contract Number	Vendor	Activity	Contract Value	Allocated CIP Value	Contract Start Date	Contract Expiration Date
FSSRP233285	DB ECO North America Inc	CONSULT	\$13,067,332	\$13,067,332	1/1/2024	12/31/2027
FQ18033A	Parsons Transportation Group Inc	CONSULT	\$90,000,000	\$8,042,018	9/24/2018	8/1/2024

(CIP0382) Content Management System Upgrade

FY2024 Q4

Initiative Type: Project
 Investment Program: IT
 Investment Category: Business & Operations Support

Mode: Systemwide
 Location: Systemwide

Description

This project addresses the need for Metro to upgrade its digital communications technology used for bus, rail, and web searches to streamline passenger information across channels.



Expected Outcome

This project will provide a digital content management system to provide content to digital displays throughout the Metro, Rail, Bus, Web, and Administrative system.

Strategic Drivers



Safety



Security



Reliability/SGR

Overall Status

Development & Evaluation	○
Implementation & Construction	○
Operations Activation	○

The focus continued on the Case Management System (CMS) and Digital Asset Management (DAM) system. The CMS proof of concept test was successfully conducted. Digital Asset Management training was completed, and the DAM system was fully implemented.

Budget and Funding (\$ Millions)

FY2024 Current Budget	YTD % Budget Expended
\$2.11	48.7%

FY2024 Funding Sources	YTD Expended
Formula	\$0.00
PRIIA	\$0.00
Other	\$0.00
Federal Subtotal	\$0.00
System Performance	\$1.03
Reimbursable/Other	\$0.00
DC Dedicated Funding	\$0.00
MD Dedicated Funding	\$0.00
VA Non-Restricted Dedicated Funding	\$0.00
VA Restricted Dedicated Funding	\$0.00
Local Subtotal	\$1.03
Debt	\$0.00
Net Accruals	\$0.00
Total FY2024 Expenditures	\$1.03

(CIP0382)

Top 30 Active Contracts by Allocated CIP Value

Contract Number	Vendor	Activity	Contract Value	Allocated CIP Value	Contract Start Date	Contract Expiration Date
CQ19104	Dell Marketing LP	IT_SOFTWARE_OTH	\$194,300,000	\$877,917	7/23/2019	1/22/2025
CQ19104	Dell Marketing LP	IT_HARDWARE_OTH	\$194,300,000	\$419,802	7/23/2019	7/22/2024
CLAND211254-2D	HR&A Advisors Inc	CONSULT	\$0	\$746,165	11/16/2022	11/15/2027

(CIP0383) Cinderbed Rd. Bus Garage

FY2024 Q4

Initiative Type: Project
 Investment Program: Maintenance Facilities
 Investment Category: Bus, Bus Facilities & Paratransit

Mode:
 Location: Commonwealth of Virginia

Description



Expected Outcome

Strategic Drivers



Safety



Security



Reliability/SGR

Overall Status

Development & Evaluation	
Implementation & Construction	
Operations Activation	

Work continued on the conceptualization and development of the electric bus garage. The procurement package for design and staff augmentation has been pushed out to FY26, and no costs were charged.

Budget and Funding (\$ Millions)

FY2024 Current Budget	YTD % Budget Expended
\$0.00	0.0%

FY2024 Funding Sources	YTD Expended
Formula	\$0.00
PRIIA	\$0.00
Other	\$0.00
Federal Subtotal	\$0.00
System Performance	\$0.00
Reimbursable/Other	\$0.00
DC Dedicated Funding	\$0.00
MD Dedicated Funding	\$0.00
VA Non-Restricted Dedicated Funding	\$0.00
VA Restricted Dedicated Funding	\$0.00
Local Subtotal	\$0.00
Debt	\$0.00
Net Accruals	\$0.00
Total FY2024 Expenditures	\$0.00

There are no active contracts associated with this CIP

(CIP0384) IV&V Program

FY2024 Q4

Initiative Type: Program

Mode:

Investment Program: IT

Location: Systemwide

Investment Category: Business & Operations Support

Description



Expected Outcome

Strategic Drivers



Safety



Security



Reliability/SGR

Overall Status

Development & Evaluation	
Implementation & Construction	
Operations Activation	

No new activities, however is contract is expected to be awarded in the first quarter of FY25.

Budget and Funding (\$ Millions)

FY2024 Current Budget	YTD % Budget Expended
\$3.76	48.2%

FY2024 Funding Sources	YTD Expended
Formula	\$0.00
PRIIA	\$0.00
Other	\$0.00
Federal Subtotal	\$0.00
System Performance	\$1.11
Reimbursable/Other	\$0.00
DC Dedicated Funding	\$0.00
MD Dedicated Funding	\$0.00
VA Non-Restricted Dedicated Funding	\$0.00
VA Restricted Dedicated Funding	\$0.00
Local Subtotal	\$1.11
Debt	\$0.32
Net Accruals	\$0.37
Total FY2024 Expenditures	\$1.81

(CIP0384)

Top 30 Active Contracts by Allocated CIP Value

Contract Number	Vendor	Activity	Contract Value	Allocated CIP Value	Contract Start Date	Contract Expiration Date
CDCI1233406	Microsoft Corporation	CONSULT	\$8,000,000	\$2,645,435	6/8/2023	3/4/2028

(CIP0385) Busines Improvement Projects - Non IT

FY2024 Q4

Initiative Type:

Mode:

Investment Program:

Location:

Investment Category:

Description



Expected Outcome

Strategic Drivers



Safety



Security



Reliability/SGR

Overall Status

Development & Evaluation	<input type="radio"/>
Implementation & Construction	<input type="radio"/>
Operations Activation	<input type="radio"/>

No activities

Budget and Funding (\$ Millions)

FY2024 Current Budget	YTD % Budget Expended
\$1.50	14.8%

FY2024 Funding Sources	YTD Expended
Formula	\$0.00
PRIIA	\$0.00
Other	\$0.00
Federal Subtotal	\$0.00
System Performance	\$0.22
Reimbursable/Other	\$0.00
DC Dedicated Funding	\$0.00
MD Dedicated Funding	\$0.00
VA Non-Restricted Dedicated Funding	\$0.00
VA Restricted Dedicated Funding	\$0.00
Local Subtotal	\$0.22
Debt	\$0.00
Net Accruals	\$0.00
Total FY2024 Expenditures	\$0.22

There are no active contracts associated with this CIP

(CIP0386) Enterprise Video Ops & Security Program

FY2024 Q4

Initiative Type: Program
 Investment Program: Station Systems
 Investment Category: Stations and Passenger Facilities

Mode: Systemwide
 Location: Systemwide

Description

This program provides Metro with an integrated video surveillance and operations system, installing new cameras and updating backend systems to support camera operations.



Expected Outcome

Provides monitoring of stations and facilities across the system to enhance safety, deter crime, advance integrated communication, and maintain proper functioning of assistance devices.

Strategic Drivers



Safety



Security



Reliability/SGR

Overall Status

Development & Evaluation	<input type="radio"/>
Implementation & Construction	<input type="radio"/>
Operations Activation	<input type="radio"/>

Completed requirements gathering and fiber analysis for video data storage and network equipment. The EVS Phase 1 Scope of Work was approved in PeopleSoft. Work is underway with Capital Planning & Programs for the project charter and task order. For CIP386, ongoing planning and status meetings continued. The 2-car 30-day Engineering Test Procedure (ETP) and Engineering Test Report (ETR) were completed. All documentation has been finalized and provided to MATOC.

Budget and Funding (\$ Millions)

FY2024 Current Budget	YTD % Budget Expended
\$2.31	10.7%

FY2024 Funding Sources	YTD Expended
Formula	\$0.00
PRIIA	\$0.00
Other	\$0.00
Federal Subtotal	\$0.00
System Performance	\$0.13
Reimbursable/Other	\$0.00
DC Dedicated Funding	\$0.00
MD Dedicated Funding	\$0.00
VA Non-Restricted Dedicated Funding	\$0.00
VA Restricted Dedicated Funding	\$0.00
Local Subtotal	\$0.13
Debt	\$0.10
Net Accruals	\$0.01
Total FY2024 Expenditures	\$0.25

(CIP0386)

Top 30 Active Contracts by Allocated CIP Value

Contract Number	Vendor	Activity	Contract Value	Allocated CIP Value	Contract Start Date	Contract Expiration Date
FQ18033G	Gannett Fleming Engineers and Architects	CONSULT	\$114,000,000	\$10,000	8/23/2018	8/30/2024

(CIP0900) Preventative Maintenance

FY2024 Q4

Initiative Type:

Mode:

Investment Program:

Location:

Investment Category:

Description



Expected Outcome

Strategic Drivers



Safety



Security



Reliability/SGR

Overall Status

Development & Evaluation	<input type="radio"/>
Implementation & Construction	<input type="radio"/>
Operations Activation	<input type="radio"/>

Accounting Reclassifications

Budget and Funding (\$ Millions)

FY2024 Current Budget	YTD % Budget Expended
\$50.00	99.7%

FY2024 Funding Sources	YTD Expended
Formula	\$0.00
PRIIA	\$0.00
Other	\$0.00
Federal Subtotal	\$0.00
System Performance	\$0.00
Reimbursable/Other	\$0.00
DC Dedicated Funding	\$17.79
MD Dedicated Funding	\$16.65
VA Non-Restricted Dedicated Funding	\$11.87
VA Restricted Dedicated Funding	\$3.53
Local Subtotal	\$49.84
Debt	\$0.00
Net Accruals	\$0.00
Total FY2024 Expenditures	\$49.84

There are no active contracts associated with this CIP

(CIP8001) D&E Railcar Acquisition

FY2024 Q4

Initiative Type:
Investment Program:
Investment Category:

Mode:
Location:



Description

Expected Outcome

Strategic Drivers



Safety



Security



Reliability/SGR

Overall Status

Development & Evaluation	<input type="radio"/>
Implementation & Construction	<input type="radio"/>
Operations Activation	<input type="radio"/>

- no activities.

Budget and Funding (\$ Millions)

FY2024 Current Budget	YTD % Budget Expended
\$0.50	0.0%

FY2024 Funding Sources	YTD Expended
Formula	\$0.00
PRIIA	\$0.00
Other	\$0.00
Federal Subtotal	\$0.00
System Performance	\$0.00
Reimbursable/Other	\$0.00
DC Dedicated Funding	\$0.00
MD Dedicated Funding	\$0.00
VA Non-Restricted Dedicated Funding	\$0.00
VA Restricted Dedicated Funding	\$0.00
Local Subtotal	\$0.00
Debt	\$0.00
Net Accruals	\$0.00
Total FY2024 Expenditures	\$0.00

There are no active contracts associated with this CIP

(CIP8005) D&E Rail Yard Improvements

FY2024 Q4

Initiative Type:

Mode:

Investment Program:

Location:

Investment Category:

Description



Expected Outcome

Strategic Drivers



Safety



Security



Reliability/SGR

Overall Status

Development & Evaluation	<input type="radio"/>
Implementation & Construction	<input type="radio"/>
Operations Activation	<input type="radio"/>

No activities

Budget and Funding (\$ Millions)

FY2024 Current Budget	YTD % Budget Expended
\$0.50	0.0%

FY2024 Funding Sources	YTD Expended
Formula	\$0.00
PRIIA	\$0.00
Other	\$0.00
Federal Subtotal	\$0.00
System Performance	\$0.00
Reimbursable/Other	\$0.00
DC Dedicated Funding	\$0.00
MD Dedicated Funding	\$0.00
VA Non-Restricted Dedicated Funding	\$0.00
VA Restricted Dedicated Funding	\$0.00
Local Subtotal	\$0.00
Debt	\$0.00
Net Accruals	\$0.00
Total FY2024 Expenditures	\$0.00

(CIP8005)

Top 30 Active Contracts by Allocated CIP Value

Contract Number	Vendor	Activity	Contract Value	Allocated CIP Value	Contract Start Date	Contract Expiration Date
FQ18033G	Gannett Fleming Engineers and Architects	CONSULT	\$114,000,000	\$40,000	8/23/2018	8/30/2024

(CIP8007) D&E Electrical Improvements

FY2024 Q4

Initiative Type: Program
 Investment Program: Power
 Investment Category: Rail Systems

Mode: Rail
 Location: Systemwide

Description

This program provides surveys, studies, engineering, and designs to support train propulsion needs that may lead to future capital initiatives.



Expected Outcome

Supports efforts to develop and evaluate potential solutions to emerging needs before committing to larger investments.

Strategic Drivers



Safety



Security



Reliability/SGR

Overall Status

(Programs are ongoing)

Development & Evaluation	●
Implementation & Construction	●
Operations Activation	●

no ongoing/active tasks

Budget and Funding (\$ Millions)

FY2024 Current Budget	YTD % Budget Expended
\$0.15	47.2%

FY2024 Funding Sources	YTD Expended
Formula	\$0.00
PRIIA	\$0.00
Other	\$0.00
Federal Subtotal	\$0.00
System Performance	\$0.00
Reimbursable/Other	\$0.00
DC Dedicated Funding	\$0.03
MD Dedicated Funding	\$0.02
VA Non-Restricted Dedicated Funding	\$0.02
VA Restricted Dedicated Funding	\$0.01
Local Subtotal	\$0.07
Debt	\$0.00
Net Accruals	\$0.00
Total FY2024 Expenditures	\$0.07

(CIP8007)

Top 30 Active Contracts by Allocated CIP Value

Contract Number	Vendor	Activity	Contract Value	Allocated CIP Value	Contract Start Date	Contract Expiration Date
FQ19172G	Gannett Fleming Engineers and Architects	ENGINEERING	\$72,500,000	\$378,315	10/3/2019	10/3/2024
C20147	K&J Safety & Security Consulting	CONSTRUCTION	\$19,773,890	\$60,000	9/30/2020	10/31/2025

(CIP8011) D&E Fixed Rail Improvements

FY2024 Q4

Initiative Type: Program
 Investment Program: Fixed Rail
 Investment Category: Track and Structures Rehabilitation

Mode: Rail
 Location: Systemwide

Description

This program supports the development and evaluation of new initiatives associated with railway improvements.



Expected Outcome

Supports efforts to develop and evaluate potential solutions to emerging needs before committing to larger investments.

Strategic Drivers



Safety



Security



Reliability/SGR

Overall Status

(Programs are ongoing)

Development & Evaluation	●
Implementation & Construction	<input type="radio"/>
Operations Activation	<input type="radio"/>

Phase 2 of the alternative frog design implementation was approved and is scheduled to begin in Q1 FY25. Continued consulting activities and tests.

Budget and Funding (\$ Millions)

FY2024 Current Budget	YTD % Budget Expended
\$0.21	107.6%

FY2024 Funding Sources	YTD Expended
Formula	\$0.00
PRIIA	\$0.00
Other	\$0.00
Federal Subtotal	\$0.00
System Performance	\$0.03
Reimbursable/Other	\$0.00
DC Dedicated Funding	\$0.02
MD Dedicated Funding	\$0.02
VA Non-Restricted Dedicated Funding	\$0.01
VA Restricted Dedicated Funding	\$0.00
Local Subtotal	\$0.08
Debt	\$0.08
Net Accruals	\$0.06
Total FY2024 Expenditures	\$0.22

(CIP8011)

Top 30 Active Contracts by Allocated CIP Value

Contract Number	Vendor	Activity	Contract Value	Allocated CIP Value	Contract Start Date	Contract Expiration Date
FQ19172D	Jacobs Engineering Group Inc	ENGINEERING	\$5,100,000	\$543,347	10/3/2019	10/3/2024
FQ19172D	Jacobs Engineering Group Inc	CONSULT	\$9,500,000	\$668,963	10/3/2019	11/14/2024
FQ18033G	Gannett Fleming Engineers and Architects	CONSULT	\$114,000,000	\$399,834	8/23/2018	8/30/2024

(CIP8013) D&E Track Structures Improvements

FY2024 Q4

Initiative Type: Program
 Investment Program: Structures
 Investment Category: Track and Structures Rehabilitation

Mode: Rail
 Location: Systemwide

Description

This program supports Metro's efforts to complete surveys, studies, engineering, and design tasks for tracks' and structures' capital initiatives.



Expected Outcome

Supports efforts to develop and evaluate potential solutions for emerging track and structural needs before committing to larger investments.

Strategic Drivers



Safety



Security



Reliability/SGR

Overall Status

(Programs are ongoing)

Development & Evaluation	●
Implementation & Construction	●
Operations Activation	○

Continued enhancing RIME dashboards and maintaining survey applications.

Budget and Funding (\$ Millions)

FY2024 Current Budget	YTD % Budget Expended
\$2.94	82.3%

FY2024 Funding Sources	YTD Expended
Formula	\$0.00
PRIIA	\$0.00
Other	\$0.00
Federal Subtotal	\$0.00
System Performance	\$1.60
Reimbursable/Other	\$0.00
DC Dedicated Funding	\$0.09
MD Dedicated Funding	\$0.09
VA Non-Restricted Dedicated Funding	\$0.06
VA Restricted Dedicated Funding	\$0.02
Local Subtotal	\$1.86
Debt	\$0.59
Net Accruals	(\$0.04)
Total FY2024 Expenditures	\$2.41

(CIP8013)

Top 30 Active Contracts by Allocated CIP Value

Contract Number	Vendor	Activity	Contract Value	Allocated CIP Value	Contract Start Date	Contract Expiration Date
FQ18033B	HNTB Corporation	ENGINEERING	\$112,266,842	\$1,896,343	8/2/2018	12/31/2024
FQ18033B	HNTB Corporation	CONSULT	\$106,860,293	\$1,147,683	8/2/2018	8/2/2024

(CIP8015) D&E Rail Station Improvements

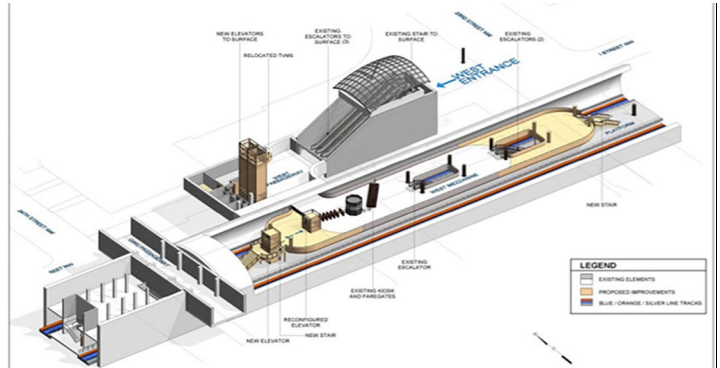
FY2024 Q4

Initiative Type: Program
 Investment Program: Platforms & Structures
 Investment Category: Stations and Passenger Facilities

Mode: Rail
 Location: Systemwide

Description

This program provides surveys, studies, engineering, and designs to support platform and structures improvement efforts that may lead to future capital initiatives.



Expected Outcome

Supports efforts to develop and evaluate potential solutions to emerging needs before committing to larger investments.

Strategic Drivers



Safety



Security



Reliability/SGR

Overall Status

(Programs are ongoing)

Development & Evaluation	●
Implementation & Construction	●
Operations Activation	●

Completed project management of three D&E station planning studies. Finalized the analysis and creation of GIS files representing pedestrian and bicycle “sheds” around WMATA rail transit stations to support the Mode of Access Strategic Plan project, and supported the internal presentation of these shed maps.

Budget and Funding (\$ Millions)

FY2024 Current Budget	YTD % Budget Expended
\$2.07	5.9%

FY2024 Funding Sources	YTD Expended
Formula	\$0.00
PRIIA	\$0.00
Other	\$0.00
Federal Subtotal	\$0.00
System Performance	\$0.00
Reimbursable/Other	\$0.00
DC Dedicated Funding	\$0.04
MD Dedicated Funding	\$0.04
VA Non-Restricted Dedicated Funding	\$0.03
VA Restricted Dedicated Funding	\$0.01
Local Subtotal	\$0.12
Debt	\$0.02
Net Accruals	(\$0.02)
Total FY2024 Expenditures	\$0.12

(CIP8015)

Top 30 Active Contracts by Allocated CIP Value

Contract Number	Vendor	Activity	Contract Value	Allocated CIP Value	Contract Start Date	Contract Expiration Date
C20147	K&J Safety & Security Consulting	CONSTRUCTION	\$19,773,890	\$195,000	9/30/2020	10/31/2025
FQ18033G	Gannett Fleming Engineers and Architects	CONSULT	\$114,000,000	\$10,000	8/23/2018	8/30/2024

(CIP8019) D&E Passenger Facility Improvements

FY2024 Q4

Initiative Type: Program
 Investment Program: Station Systems
 Investment Category: Stations and Passenger Facilities

Mode: Rail
 Location: Systemwide

Description

This program identifies improvements needed for Metro's passenger facilities. Supports the development of designs and evaluates potential solutions.



Expected Outcome

Supports efforts to develop and evaluate potential solutions to emerging needs before committing to larger investments.

Strategic Drivers



Safety



Security



Reliability/SGR

Overall Status

(Programs are ongoing)

Development & Evaluation	●
Implementation & Construction	●
Operations Activation	●

NO ACTIVITY FY24

Budget and Funding (\$ Millions)

FY2024 Current Budget	YTD % Budget Expended
\$0.27	60.8%

FY2024 Funding Sources	YTD Expended
Formula	\$0.00
PRIIA	\$0.00
Other	\$0.00
Federal Subtotal	\$0.00
System Performance	\$0.00
Reimbursable/Other	\$0.00
DC Dedicated Funding	\$0.00
MD Dedicated Funding	\$0.00
VA Non-Restricted Dedicated Funding	\$0.00
VA Restricted Dedicated Funding	\$0.00
Local Subtotal	\$0.00
Debt	\$0.17
Net Accruals	\$0.00
Total FY2024 Expenditures	\$0.16

(CIP8019)

Top 30 Active Contracts by Allocated CIP Value

Contract Number	Vendor	Activity	Contract Value	Allocated CIP Value	Contract Start Date	Contract Expiration Date
FQ19172D	Jacobs Engineering Group Inc	ENGINEERING	\$9,500,000	\$338,008	10/3/2019	11/14/2024

(CIP8025) D&E Bus Maintenance Facility Improvements

FY2024 Q4

Initiative Type: Program
 Investment Program: Maintenance Facilities
 Investment Category: Bus, Bus Facilities & Paratransit

Mode: Bus
 Location: Systemwide

Description

This program provides surveys, studies, engineering, and designs related to new bus maintenance facility needs that may lead to future capital initiatives.



Expected Outcome

Supports efforts to identify rehabilitation or replacement needs of bus maintenance facilities and develop and evaluate potential solutions before committing to investments.

Strategic Drivers



Safety



Security



Reliability/SGR

Overall Status

(Programs are ongoing)

Development & Evaluation	●
Implementation & Construction	○
Operations Activation	○

No work or activities have taken place for Q4, project is still on hold awaiting approval for implementation.

Budget and Funding (\$ Millions)

FY2024 Current Budget	YTD % Budget Expended
\$0.10	106.6%

FY2024 Funding Sources	YTD Expended
Formula	\$0.00
PRIIA	\$0.00
Other	\$0.00
Federal Subtotal	\$0.00
System Performance	\$0.00
Reimbursable/Other	\$0.00
DC Dedicated Funding	\$0.08
MD Dedicated Funding	\$0.08
VA Non-Restricted Dedicated Funding	\$0.06
VA Restricted Dedicated Funding	\$0.02
Local Subtotal	\$0.24
Debt	\$0.00
Net Accruals	(\$0.13)
Total FY2024 Expenditures	\$0.11

(CIP8025)

Top 30 Active Contracts by Allocated CIP Value

Contract Number	Vendor	Activity	Contract Value	Allocated CIP Value	Contract Start Date	Contract Expiration Date
FQ19172P	C C Johnson & Malhotra PC	ENGINEERING	\$900,000	\$311,598	10/3/2019	10/3/2024

(CIP8026) Future Bus Maintenance Facilities

FY2024 Q4

Initiative Type: Program
 Investment Program: Maintenance Facilities
 Investment Category: Bus, Bus Facilities & Paratransit

Mode: Bus
 Location: Systemwide

Description

This program identifies new bus maintenance facility investment needs with the potential to develop into future projects based on outcomes of the development and evaluation process.



Expected Outcome

Identifies potential future investments as developments and evaluation efforts are undertaken to assess alternatives.

Strategic Drivers



Safety



Security



Reliability/SGR

Overall Status

(Programs are ongoing)

Development & Evaluation	○
Implementation & Construction	○
Operations Activation	○

No activities to report, milestones now reported under CIP0376 and all necessary reclass and transfer done.

Budget and Funding (\$ Millions)

FY2024 Current Budget	YTD % Budget Expended
\$0.00	0.0%

FY2024 Funding Sources	YTD Expended
Formula	\$0.00
PRIIA	\$0.00
Other	\$0.00
Federal Subtotal	\$0.00
System Performance	\$0.01
Reimbursable/Other	\$0.00
DC Dedicated Funding	\$0.00
MD Dedicated Funding	\$0.00
VA Non-Restricted Dedicated Funding	\$0.00
VA Restricted Dedicated Funding	\$0.00
Local Subtotal	\$0.01
Debt	\$0.00
Net Accruals	(\$0.58)
Total FY2024 Expenditures	(\$0.57)

(CIP8026)

Top 30 Active Contracts by Allocated CIP Value

Contract Number	Vendor	Activity	Contract Value	Allocated CIP Value	Contract Start Date	Contract Expiration Date
FQ19172L	Johnson Mirmiran & Thompson Inc	ENGINEERING	\$5,800,000	\$788,313	10/3/2019	10/3/2024

(CIP8029) D&E Information Technology Improvements

FY2024 Q4

Initiative Type: Program
 Investment Program: IT
 Investment Category: Business & Operations Support

Mode: Systemwide
 Location: Systemwide

Description

This program identifies emerging information technology needs and develops and evaluates potential capital initiatives.



Expected Outcome

Supports efforts to develop and evaluate potential solutions to emerging information technology needs before committing to larger investments.

Strategic Drivers



Safety



Security



Reliability/SGR

Overall Status

(Programs are ongoing)

Development & Evaluation	●
Implementation & Construction	●
Operations Activation	●

Ongoing support for business, security, and anti-virus software continued, focusing on maintaining system integrity and security. The Microsoft Modernization and Transformation (M&T) project advanced with Microsoft's collaboration to enhance the cybersecurity posture. The Automated Proposal Management Software's system configuration and design were completed, with compliance checks underway; the launch is targeted for Q2 FY25. The Occupational Health and Wellness (OHAW) Employee Health Records (eHR) project Phase 2 received requirements sign-off, and interface design for Employee Data, Concentra, and Active Directory was completed and approved, with development of integrations in progress. Additionally, Armis software and licenses were purchased, and configuration and installation activities are ongoing.

Budget and Funding (\$ Millions)

FY2024 Current Budget	YTD % Budget Expended
\$6.00	80.9%

FY2024 Funding Sources	YTD Expended
Formula	\$0.00
PRIIA	\$0.00
Other	\$0.97
Federal Subtotal	\$0.97
System Performance	\$3.93
Reimbursable/Other	\$0.00
DC Dedicated Funding	\$0.00
MD Dedicated Funding	\$0.00
VA Non-Restricted Dedicated Funding	\$0.00
VA Restricted Dedicated Funding	\$0.00
Local Subtotal	\$3.93
Debt	\$0.63
Net Accruals	(\$0.68)
Total FY2024 Expenditures	\$4.86

(CIP8029)

Top 30 Active Contracts by Allocated CIP Value

Contract Number	Vendor	Activity	Contract Value	Allocated CIP Value	Contract Start Date	Contract Expiration Date
CIT01233411	Annuk Incorporated	IT_SOFTWARE_OTH	\$2,364,533	\$1,199,814	6/21/2023	6/20/2025
CIT01244112	Annuk Incorporated	IT_SOFTWARE_OTH	\$670,952	\$670,952	3/6/2024	3/5/2025
CIT01211133R	Carahsoft Technology Corp	CONSULT	\$5,739,562	\$2,872,198	2/25/2021	7/24/2024
FIT01244213	Armis Federal LLC	CONSULT	\$1,900,000	\$1,108,333	3/11/2024	3/10/2025
COHAW233344	Enterprise Health LLC	CONSULT	\$667,865	\$667,865	9/1/2023	8/31/2024
CPRMT233139	GTU Software Inc DBA Bonfire Interactive	CONSULT	\$299,400	\$299,400	8/21/2023	8/20/2026

(CIP8032) Future Metro Transit Police Projects

FY2024 Q4

Initiative Type:

Mode:

Investment Program:

Location:

Investment Category:

Description



Expected Outcome

Strategic Drivers



Safety



Security



Reliability/SGR

Overall Status

Development & Evaluation	<input type="radio"/>
Implementation & Construction	<input type="radio"/>
Operations Activation	<input type="radio"/>

no ongoing/active tasks

Budget and Funding (\$ Millions)

FY2024 Current Budget	YTD % Budget Expended
\$0.25	0.0%

FY2024 Funding Sources	YTD Expended
Formula	\$0.00
PRIIA	\$0.00
Other	\$0.00
Federal Subtotal	\$0.00
System Performance	\$0.00
Reimbursable/Other	\$0.00
DC Dedicated Funding	\$0.00
MD Dedicated Funding	\$0.00
VA Non-Restricted Dedicated Funding	\$0.00
VA Restricted Dedicated Funding	\$0.00
Local Subtotal	\$0.00
Debt	\$0.00
Net Accruals	\$0.00
Total FY2024 Expenditures	\$0.00

There are no active contracts associated with this CIP

(CIP8033) D&E Support Equipment Improvements

FY2024 Q4

Initiative Type:
Investment Program:
Investment Category:

Mode:
Location:



Description

Expected Outcome

Strategic Drivers



Safety



Security



Reliability/SGR

Overall Status

Development & Evaluation	
Implementation & Construction	
Operations Activation	

no activities planned

Budget and Funding (\$ Millions)

FY2024 Current Budget	YTD % Budget Expended
\$0.00	0.0%

FY2024 Funding Sources	YTD Expended
Formula	\$0.00
PRIIA	\$0.00
Other	\$0.00
Federal Subtotal	\$0.00
System Performance	\$0.00
Reimbursable/Other	\$0.00
DC Dedicated Funding	\$0.00
MD Dedicated Funding	\$0.00
VA Non-Restricted Dedicated Funding	\$0.00
VA Restricted Dedicated Funding	\$0.00
Local Subtotal	\$0.00
Debt	\$0.14
Net Accruals	\$0.14
Total FY2024 Expenditures	\$0.28

(CIP8033)

Top 30 Active Contracts by Allocated CIP Value

Contract Number	Vendor	Activity	Contract Value	Allocated CIP Value	Contract Start Date	Contract Expiration Date
FQ18033C	WSP USA Inc.	CONSULT	\$92,950,000	\$1,772,512	8/15/2018	5/23/2025

(CIP8034) Future Support Equipment Projects

FY2024 Q4

Initiative Type: Program
 Investment Program: Support Equipment/Services
 Investment Category: Business & Operations Support

Mode: Systemwide
 Location: Systemwide



Description

This program identifies investment needs for equipment and services that have the potential to develop into future projects, based on outcomes of the development and evaluation process.

Expected Outcome

Identifies potential future investments as development and evaluation efforts are undertaken to assess alternatives.

Strategic Drivers



Safety



Security



Reliability/SGR

Overall Status

Development & Evaluation	○
Implementation & Construction	○
Operations Activation	○

Wellness Portal contract will now be awarded in October 2024, Breathalyzers and Audimeters will no longer be paid for from this CIP.

Budget and Funding (\$ Millions)

FY2024 Current Budget	YTD % Budget Expended
\$0.50	4.0%

FY2024 Funding Sources	YTD Expended
Formula	\$0.00
PRIIA	\$0.00
Other	\$0.00
Federal Subtotal	\$0.00
System Performance	\$0.01
Reimbursable/Other	\$0.00
DC Dedicated Funding	\$0.00
MD Dedicated Funding	\$0.00
VA Non-Restricted Dedicated Funding	\$0.00
VA Restricted Dedicated Funding	\$0.00
Local Subtotal	\$0.01
Debt	\$0.01
Net Accruals	\$0.00
Total FY2024 Expenditures	\$0.02

(CIP8034)

Top 30 Active Contracts by Allocated CIP Value

Contract Number	Vendor	Activity	Contract Value	Allocated CIP Value	Contract Start Date	Contract Expiration Date
COHAW233552	Harting Associates Inc	IT_SOFTWARE_OTH	\$72,125	\$72,125	11/13/2023	4/14/2027

(CRB0005) Planning Support for the District of Columbia

FY2024 Q4

Initiative Type: Program
 Investment Program: Support Equipment/Services
 Investment Category: Business & Operations Support

Mode: Systemwide
 Location: District of Columbia

Description

This program facilitates planning and design of potential future transit projects and transit oriented development efforts which create pedestrian-oriented, mixed-use communities centered around Metro stations. This also includes other projects that are of priority interest to Metro and the District of Columbia.



Expected Outcome

Facilitates improvements in station circulation, station access, regional transportation planning, and joint development activities that are of mutual interest to Metro and the District of Columbia.

Strategic Drivers



Safety



Security



Reliability/SGR

Overall Status

(Programs are ongoing)

Development & Evaluation	<input type="radio"/>
Implementation & Construction	<input checked="" type="radio"/>
Operations Activation	<input type="radio"/>

Performed several consultant-led station capacity studies. The final reports for Cleveland Park and Brookland D&E were completed, reviewed, and accepted. The studies for Navy Yard, Columbia Heights, and Farragut West D&E are progressing.

Budget and Funding (\$ Millions)

FY2024 Current Budget	YTD % Budget Expended
\$1.00	132.6%

FY2024 Funding Sources	YTD Expended
Formula	\$0.00
PRIIA	\$0.00
Other	\$0.00
Federal Subtotal	\$0.00
System Performance	\$0.00
Reimbursable/Other	\$1.39
DC Dedicated Funding	\$0.00
MD Dedicated Funding	\$0.00
VA Non-Restricted Dedicated Funding	\$0.00
VA Restricted Dedicated Funding	\$0.00
Local Subtotal	\$1.39
Debt	\$0.00
Net Accruals	(\$0.07)
Total FY2024 Expenditures	\$1.32

(CRB0005)

Top 30 Active Contracts by Allocated CIP Value

Contract Number	Vendor	Activity	Contract Value	Allocated CIP Value	Contract Start Date	Contract Expiration Date
FQ18033C	WSP USA Inc.	PLANNING	\$92,950,000	\$337,521	8/15/2018	5/23/2025
FQ15190D	WSP USA Inc.	CONSULT	\$5,000,000	\$1,184,878	3/29/2018	3/9/2025
CIT01233281	Connects 360 LLC	CONSULT	\$114,650	\$14,242	11/14/2023	11/8/2024

(CRB0009) Planning Support for Maryland Jurisdictions

FY2024 Q4

Initiative Type: Program
 Investment Program: Support Equipment/Services
 Investment Category: Business & Operations Support

Mode: Systemwide
 Location: State of Maryland

Description

This program facilitates planning and design of potential future transit projects and transit oriented development efforts which create pedestrian-oriented, mixed-use communities centered around Metro stations. This also includes other projects that are of priority interest to Metro and the Maryland jurisdictions.



Expected Outcome

Facilitates improvements in station circulation, station access, regional transportation planning, and joint development activities that are of mutual interest to Metro and the Maryland jurisdictions.

Strategic Drivers



Safety



Security



Reliability/SGR

Overall Status

(Programs are ongoing)

Development & Evaluation	○
Implementation & Construction	●
Operations Activation	○

Performed a number of consultant-led station capacity studies. Twinbrook D&E completed and final report reviewed and accepted while Bethesda D&E final report is submitted with updates based on WMATA's final review comments.

Budget and Funding (\$ Millions)

FY2024 Current Budget	YTD % Budget Expended
\$0.93	181.8%

FY2024 Funding Sources	YTD Expended
Formula	\$0.00
PRIIA	\$0.00
Other	\$0.00
Federal Subtotal	\$0.00
System Performance	\$0.00
Reimbursable/Other	\$0.97
DC Dedicated Funding	\$0.00
MD Dedicated Funding	\$0.00
VA Non-Restricted Dedicated Funding	\$0.00
VA Restricted Dedicated Funding	\$0.00
Local Subtotal	\$0.97
Debt	\$0.00
Net Accruals	\$0.72
Total FY2024 Expenditures	\$1.69

(CRB0009)

Top 30 Active Contracts by Allocated CIP Value

Contract Number	Vendor	Activity	Contract Value	Allocated CIP Value	Contract Start Date	Contract Expiration Date
FQ18033C	WSP USA Inc.	PLANNING	\$92,950,000	\$828,798	8/15/2018	5/23/2025
CLAND211254-3C	HR&A Advisors Inc	PLANNING	\$0	\$340,818	11/16/2022	11/15/2027
CIT01233281	Connects 360 LLC	CONSULT	\$114,650	\$30,272	11/14/2023	11/8/2024

(CRB0013) Potomac Yard Station Construction


FY2024 Q4

Initiative Type: Project
 Investment Program: Platforms & Structures
 Investment Category: Stations and Passenger Facilities

Mode: Rail
 Location: Commonwealth of Virginia

Description

The project supports the design and construction of a new Metrorail station on the Yellow and Blue Lines between the existing Braddock Road and Ronald Reagan Washington National Airport Stations. This project is a partnership between Metro and the City of Alexandria, which is funding the new station.



Expected Outcome

Increases access to Metrorail in the City of Alexandria, accommodating economic development, reduced vehicle traffic, and improved quality of life in the City of Alexandria and the surrounding community.

Strategic Drivers



Safety



Security



Reliability/SGR

Overall Status

Development & Evaluation	○
Implementation & Construction	●
Operations Activation	●

Completed the restoration of community and park areas. Continued addressing punch list items and worked towards completing administrative closeout activities.

Budget and Funding (\$ Millions)

FY2024 Current Budget	YTD % Budget Expended
\$17.02	60.7%

FY2024 Funding Sources	YTD Expended
Formula	\$0.00
PRIIA	\$0.00
Other	\$0.00
Federal Subtotal	\$0.00
System Performance	\$0.00
Reimbursable/Other	\$25.66
DC Dedicated Funding	\$0.00
MD Dedicated Funding	\$0.00
VA Non-Restricted Dedicated Funding	\$0.00
VA Restricted Dedicated Funding	\$0.00
Local Subtotal	\$25.66
Debt	\$0.00
Net Accruals	(\$5.48)
Total FY2024 Expenditures	\$20.18

(CRB0013)

Top 30 Active Contracts by Allocated CIP Value

Contract Number	Vendor	Activity	Contract Value	Allocated CIP Value	Contract Start Date	Contract Expiration Date
FQ16146	Potomac Yard Constructors A JV	DESIGN_BUILD	\$287,541,538	\$21,530,420	9/11/2018	12/31/2024
FQ18033I	AECOM-STV JV	CONSULT	\$22,500,000	\$658,002	7/1/2018	6/30/2025
FQ18033B	HNTB Corporation	CONSULT	\$92,374,562	\$372,493	8/2/2018	8/2/2024
C20147	K&J Safety & Security Consulting	CONSULT	\$19,773,890	\$120,000	9/30/2020	10/31/2025
FQ18033C	WSP USA Inc.	CONSULT	\$92,950,000	\$98,032	8/15/2018	5/23/2025
FQ18033G	Gannett Fleming Engineers and Architects	CONSULT	\$114,000,000	\$1,369,368	8/23/2018	8/30/2024

(CRB0018) Planning Support for Virginia Jurisdictions

FY2024 Q4

Initiative Type: Program
 Investment Program: Support Equipment/Services
 Investment Category: Business & Operations Support

Mode: Systemwide
 Location: Commonwealth of Virginia

Description

This program facilitates planning and design of potential future transit projects and transit oriented development efforts which create pedestrian-oriented, mixed-use communities centered around Metro stations. This also includes other projects that are of priority interest to Metro and the Virginia jurisdictions.



Expected Outcome

Facilitates improvements in station circulation, station access, regional transportation planning, and joint development activities that are of mutual interest to Metro and the Virginia jurisdictions.

Strategic Drivers



Safety



Security



Reliability/SGR

Overall Status

(Programs are ongoing)

Development & Evaluation	○
Implementation & Construction	●
Operations Activation	○

Performed a number of consultant-led station capacity studies. Pentagon City and Vienna Bus Transfer D&E progressing with implemented changes and Vienna Guaranteed Access kicked off in June.

Budget and Funding (\$ Millions)

FY2024 Current Budget	YTD % Budget Expended
\$0.99	133.7%

FY2024 Funding Sources	YTD Expended
Formula	\$0.00
PRIIA	\$0.00
Other	\$0.00
Federal Subtotal	\$0.00
System Performance	\$0.00
Reimbursable/Other	\$1.50
DC Dedicated Funding	\$0.00
MD Dedicated Funding	\$0.00
VA Non-Restricted Dedicated Funding	\$0.00
VA Restricted Dedicated Funding	\$0.00
Local Subtotal	\$1.50
Debt	\$0.00
Net Accruals	(\$0.17)
Total FY2024 Expenditures	\$1.33

(CRB0018)

Top 30 Active Contracts by Allocated CIP Value

Contract Number	Vendor	Activity	Contract Value	Allocated CIP Value	Contract Start Date	Contract Expiration Date
FQ15190A	AECOM, USA, INC.	PLANNING	\$30,500,000	\$299,807	3/29/2018	3/1/2025
FQ18033C	WSP USA Inc.	PLANNING	\$92,950,000	\$117,521	8/15/2018	5/23/2025
FQ15190D	WSP USA Inc.	CONSULT	\$5,000,000	\$1,062,872	3/29/2018	3/9/2025
FQ18033I	AECOM-STV JV	CONSULT	\$70,000,000	\$40,000	7/1/2018	6/30/2025
CIT01233281	Connects 360 LLC	CONSULT	\$114,650	\$27,100	11/14/2023	11/8/2024

(CRB0019_19) Silver Line Phase 1 Railcars

FY2024 Q4

Initiative Type: Project
 Investment Program: Acquisition
 Investment Category: Railcar and Railcar Facilities

Mode: Rail
 Location: Systemwide

Description

This project acquires 64 new 7000 series railcars for phase 1 construction of the Silver Line. The railcars are funded by the Metropolitan Washington Airports Authority.



Expected Outcome

Provides additional railcars necessary for the phase 1 portion of the new Silver Line rail service. All railcars have been received.

Strategic Drivers



Safety



Security



Reliability/SGR

Overall Status

Development & Evaluation	<input type="radio"/>
Implementation & Construction	<input type="radio"/>
Operations Activation	<input type="radio"/>

Budget and Funding (\$ Millions)

FY2024 Current Budget	YTD % Budget Expended
\$4.35	0.0%

FY2024 Funding Sources	YTD Expended
Formula	\$0.00
PRIIA	\$0.00
Other	\$0.00
Federal Subtotal	\$0.00
System Performance	\$0.00
Reimbursable/Other	\$0.00
DC Dedicated Funding	\$0.00
MD Dedicated Funding	\$0.00
VA Non-Restricted Dedicated Funding	\$0.00
VA Restricted Dedicated Funding	\$0.00
Local Subtotal	\$0.00
Debt	\$0.00
Net Accruals	\$0.00
Total FY2024 Expenditures	\$0.00

There are no active contracts associated with this CIP

(CRB0020) Silver Line Phase 2 Construction Support

FY2024 Q4

Initiative Type: Project
 Investment Program: Platforms & Structures
 Investment Category: Stations and Passenger Facilities

Mode: Rail
 Location: Commonwealth of Virginia

Description

This project supports Phase 2 construction, integration, and infrastructure improvements for the Silver Line extension of six stations. This project is managed and funded by the Metropolitan Washington Airports Authority



Expected Outcome

Provides rail customers a direct connection to Dulles International Airport and better access to rail service for residents, visitors, and businesses in Western Fairfax County and Loudoun County.

Strategic Drivers



Safety



Security



Reliability/SGR

Overall Status

Development & Evaluation	○
Implementation & Construction	○
Operations Activation	○

In the fourth quarter, several key activities progressed. The signage upgrades for the Silver Line Phase 2 were completed. Art in Transit (AIT) activities at Ashburn and Reston stations continued, with artwork expected to extend into the first quarter of FY25. The delivery date for the remaining police vehicle (Tahoe) remained pending. The Dulles Yard Wi-Fi project is ongoing and anticipated to continue into Q2 FY25 due to limited material availability

Budget and Funding (\$ Millions)

FY2024 Current Budget	YTD % Budget Expended
\$5.00	89.2%

FY2024 Funding Sources	YTD Expended
Formula	\$0.00
PRIIA	\$0.00
Other	\$0.00
Federal Subtotal	\$0.00
System Performance	\$0.00
Reimbursable/Other	\$4.77
DC Dedicated Funding	\$0.00
MD Dedicated Funding	\$0.00
VA Non-Restricted Dedicated Funding	\$0.00
VA Restricted Dedicated Funding	\$0.00
Local Subtotal	\$4.77
Debt	\$0.00
Net Accruals	\$0.01
Total FY2024 Expenditures	\$4.79

(CRB0020)**Top 30 Active Contracts by Allocated CIP Value**

Contract Number	Vendor	Activity	Contract Value	Allocated CIP Value	Contract Start Date	Contract Expiration Date
C20056	Criswell Chevrolet	VEHICLES_RAIL	\$1,091,795	\$1,091,795	2/12/2020	1/31/2025
C20147	K&J Safety & Security Consulting	CONSULT	\$19,773,890	\$800,000	9/30/2020	10/31/2025
FDULS222141	DeSimone Consulting Engineers Group LLC	CONSULT	\$136,592	\$136,592	4/25/2022	4/24/2027
FQ18033B	HNTB Corporation	CONSULT	\$106,860,293	\$57,447	8/2/2018	8/2/2024
FQ18033G	Gannett Fleming Engineers and Architects	CONSULT	\$114,000,000	\$10,000	8/23/2018	8/30/2024

(CRB0127) Purple Line Construction Support

FY2024 Q4

Initiative Type: Project
 Investment Program: Platforms & Structures
 Investment Category: Stations and Passenger Facilities

Mode: Rail
 Location: Maryland



Description

This project supports the Purple Line, a 16-mile light rail transit line extending from Bethesda to New Carrollton. The Maryland Transit Administration (MTA) is managing and funding the development of the line which will connect to four Metrorail stations: Bethesda, Silver Spring, College Park, and New Carrollton. This project includes design and engineering support to integrate Metro facilities with the Purple Line and a new entrance into the South Mezzanine at Bethesda Station.

Expected Outcome

Supports future multi-modal connections that will increase transit access in the region. Increases passengers flexibility and convenience.

Strategic Drivers



Safety



Security



Reliability/SGR

Overall Status

Development & Evaluation	○
Implementation & Construction	○
Operations Activation	○

Construction activities continued, with track shutdowns at Bethesda delayed due to awaiting MTA's resolution of deficiencies in the newly installed sprung arch. Extensive track shutdowns commenced on Memorial Day, affecting five stations on the Red Line (Silver Spring, Glenmont, Wheaton, Forest Glen, and Takoma) to advance the project. The award for the design/build contract of the new Bethesda South Mezzanine was postponed to Q1 FY25.

Budget and Funding (\$ Millions)

FY2024 Current Budget	YTD % Budget Expended
\$9.69	158.6%

FY2024 Funding Sources	YTD Expended
Formula	\$0.00
PRIIA	\$0.00
Other	\$0.00
Federal Subtotal	\$0.00
System Performance	\$0.00
Reimbursable/Other	\$13.53
DC Dedicated Funding	\$0.00
MD Dedicated Funding	\$0.00
VA Non-Restricted Dedicated Funding	\$0.00
VA Restricted Dedicated Funding	\$0.00
Local Subtotal	\$13.53
Debt	\$0.00
Net Accruals	\$1.83
Total FY2024 Expenditures	\$15.37

(CRB0127)**Top 30 Active Contracts by Allocated CIP Value**

Contract Number	Vendor	Activity	Contract Value	Allocated CIP Value	Contract Start Date	Contract Expiration Date
FQ19172KGP	KGP Design Studio LLC	ENGINEERING	\$2,000,000	\$1,427,568	10/3/2019	10/3/2024
C20088A	Transportation Management Service Inc	BUS_BRIDGES	\$101,899,120	\$10,642,926	2/3/2020	2/2/2025
CCSCM211074	Sharp And Company	3RD_PARTY	\$20,000,000	\$1,452,316	5/17/2021	5/17/2025
C20113	Transportation Management Service Inc	BUS_BRIDGES	\$35,336,922	\$1,339,988	5/22/2020	5/21/2025
FQ18033G	Gannett Fleming Engineers and Architects	ENGINEERING	\$114,000,000	\$490,629	8/23/2018	8/30/2024
C20147	K&J Safety & Security Consulting	CONSTRUCTION	\$19,773,890	\$45,000	9/30/2020	10/31/2025
FQ18033A	Parsons Transportation Group Inc	CONSULT	\$90,000,000	\$2,700,000	9/24/2018	8/1/2024
FQ18033B	HNTB Corporation	CONSULT	\$92,374,562	\$97,078	8/2/2018	8/2/2024
CCSCM211074	Sharp And Company	CONSULT	\$20,000,000	\$68,481	5/17/2021	5/17/2025
FQ18033G	Gannett Fleming Engineers and Architects	CONSULT	\$114,000,000	\$6,043,760	8/23/2018	8/30/2024

(CRB0133) Union Station Entrance Improvements

FY2024 Q4

Initiative Type:

Mode:

Investment Program:

Location:

Investment Category:

Description



Expected Outcome

Strategic Drivers



Safety



Security



Reliability/SGR

Overall Status

Development & Evaluation	<input type="radio"/>
Implementation & Construction	<input type="radio"/>
Operations Activation	<input type="radio"/>

No activities

Budget and Funding (\$ Millions)

FY2024 Current Budget	YTD % Budget Expended
\$0.00	0.0%

FY2024 Funding Sources	YTD Expended
Formula	\$0.00
PRIIA	\$0.00
Other	\$0.00
Federal Subtotal	\$0.00
System Performance	\$0.00
Reimbursable/Other	\$0.01
DC Dedicated Funding	\$0.00
MD Dedicated Funding	\$0.00
VA Non-Restricted Dedicated Funding	\$0.00
VA Restricted Dedicated Funding	\$0.00
Local Subtotal	\$0.01
Debt	\$0.00
Net Accruals	\$0.00
Total FY2024 Expenditures	\$0.01

There are no active contracts associated with this CIP

(CRB0136) McLean Station - New Entrance

FY2024 Q4

Initiative Type: Project
 Investment Program: Signals & Communications
 Investment Category: Rail Systems

Mode: Rail
 Location:

Description

Construction of a new second entrance to McLean Station.



Expected Outcome

Strategic Drivers



Safety



Security



Reliability/SGR

Overall Status

Development & Evaluation	<input type="radio"/>
Implementation & Construction	<input type="radio"/>
Operations Activation	<input type="radio"/>

Contract work is fully completed, with all punchlist items addressed. The project team needs to resolve a minor issue with the door and pylon covering. Any associated costs are expected to be minimal and will be accrued early in FY25.

Budget and Funding (\$ Millions)

FY2024 Current Budget	YTD % Budget Expended
\$1.20	100.3%

FY2024 Funding Sources	YTD Expended
Formula	\$0.00
PRIIA	\$0.00
Other	\$0.00
Federal Subtotal	\$0.00
System Performance	\$0.00
Reimbursable/Other	\$1.20
DC Dedicated Funding	\$0.00
MD Dedicated Funding	\$0.00
VA Non-Restricted Dedicated Funding	\$0.00
VA Restricted Dedicated Funding	\$0.00
Local Subtotal	\$1.20
Debt	\$0.00
Net Accruals	(\$0.04)
Total FY2024 Expenditures	\$1.16

(CRB0136)

Top 30 Active Contracts by Allocated CIP Value

Contract Number	Vendor	Activity	Contract Value	Allocated CIP Value	Contract Start Date	Contract Expiration Date
FQ19273D	ADP Consultants, Inc.	CONSTRUCTION	\$5,139,218	\$7,905	3/27/2020	3/25/2025
FQ18033G	Gannett Fleming Engineers and Architects	CONSULT	\$114,000,000	\$100,000	8/23/2018	8/30/2024

(CRB0137) Crystal City East Entrance

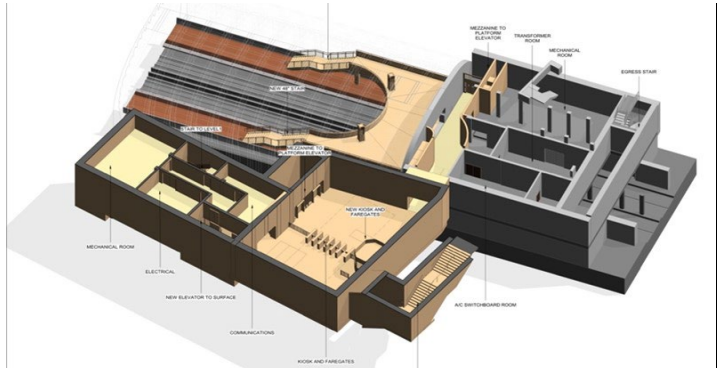
FY2024 Q4

Initiative Type: Project
 Investment Program: Vertical Transportation
 Investment Category: Stations and Passenger Facilities

Mode: Rail
 Location: Commonwealth of Virginia

Description

The Crystal City Metrorail Station, one of the more highly-used stations in Arlington County, is reaching capacity at its existing during peak periods and has limited emergency egress. With redevelopment underway in Crystal City, overall trip-making will increase and may overburden the existing station entrance. The new entrance at the east end of the station he new entrance will have two new street-to-mezzanine elevators and new platform-to-mezzanine elevators, and will provide easier access from Crystal Drive, and the nearby VRE station and Metroway transit station.



Expected Outcome

The access improvement plan will improve compliance with the Americans with Disabilities Act (ADA), provide more conveniently located elevator access, and allow for additional egress during emergency situations.

Strategic Drivers



Safety



Security



Reliability/SGR

Overall Status

Development & Evaluation	○
Implementation & Construction	○
Operations Activation	○

Design packages for the Crystal City East Entrance continued to advance, with ongoing design meetings and workshops providing engineering and architectural input. The contractor has begun installing monitoring devices and performing site visits to support these activities. A stakeholder construction phase partnering session was also conducted.

Budget and Funding (\$ Millions)

FY2024 Current Budget	YTD % Budget Expended
\$0.00	0.0%

FY2024 Funding Sources	YTD Expended
Formula	\$0.00
PRIIA	\$0.00
Other	\$0.00
Federal Subtotal	\$0.00
System Performance	\$0.00
Reimbursable/Other	\$0.66
DC Dedicated Funding	\$0.00
MD Dedicated Funding	\$0.00
VA Non-Restricted Dedicated Funding	\$0.00
VA Restricted Dedicated Funding	\$0.00
Local Subtotal	\$0.66
Debt	\$0.00
Net Accruals	\$0.20
Total FY2024 Expenditures	\$0.86

(CRB0137)

Top 30 Active Contracts by Allocated CIP Value

Contract Number	Vendor	Activity	Contract Value	Allocated CIP Value	Contract Start Date	Contract Expiration Date
FQ18033I	AECOM-STV JV	CONSULT	\$70,000,000	\$400,000	7/1/2018	6/30/2025